

## ENHANCING NEIGHBORHOODS AND HOUSING



# Consolidated Annual Performance and Evaluation Report (CAPER) FY 2023 - 2024



[cityoflorain.org](http://cityoflorain.org)

Department of Building, Housing and Planning

## CR-05 - Goals and Outcomes

### **Progress the jurisdiction has made in carrying out its strategic plan and its action plan. 91.520(a)**

This could be an overview that includes major initiatives and highlights that were proposed and executed throughout the program year.

The City of Lorain has prepared the Fiscal Year (FY) 2023 Consolidated Annual Performance Evaluation Report (CAPER) to highlight our use of Community Development Block Grant (CDBG) and HOME Investment Partnership (HOME) funds from the United States Department of Housing and Urban Development (HUD). CDBG and HOME funds provide opportunities for affordable housing, economic development, mitigate homelessness, and fund public service programming to benefit low-to-moderate-income residents.

In the City of Lorain's FY 2023 Annual Action Plan (AAP), we identified 5 main goals and activities associated with each goal including:

#### Goal 1.) Housing:

- Home Repair Program
- Micro Housing Repair Programs
- Full Rehabilitation Program
- Down Payment Assistance

#### Goal 2.) Homeless:

- Non-Congregate shelter
- Acquisition/Development of Affordable Housing
- Supportive Services

#### Goal 3.) Community and Economic Development:

- Public Facility Improvements
- Public Service Programming

Goal 4.) Non-Homeless Special Needs:

- Housing and Services Program

While the 2023 AAP provided actionable goals and activities, the City of Lorain held 1 Substantial Amendment to address timeliness with CDBG-CV funding and additional needs from Nonprofit Organizations as found in the Nonprofit Relief Fund Program (ARPA). The City of Lorain reallocated funds to the following Activities:

Substantial Amendment #1:

CDBG-CV:

- Urban League Subsistence Payments
- Second Harvest Food Bank – Food Delivery
- Neighborhood Alliance Senior Home Delivered Meals
- Family & Community Services -
- Pathways Enrichment Center – Food Pantry

Additionally, the City of Lorain more specifically, the Department of Building, Housing and Planning during the 2023 Fiscal Year managed CARES, ARPA, CDBG-CV, HOME-ARP, and other impactful grant allocations.

**Comparison of the proposed versus actual outcomes for each outcome measure submitted with the consolidated plan and explain, if applicable, why progress was not made toward meeting goals and objectives. 91.520(g)**

Categories, priority levels, funding sources and amounts, outcomes/objectives, goal outcome indicators, units of measure, targets, actual outcomes/outputs, and percentage completed for each of the grantee's program year goals.

Goal	Category	Source / Amount	Indicator	Unit of Measure	Expected – Strategic Plan	Actual – Strategic Plan	Percent Complete	Expected – Program Year	Actual – Program Year	Percent Complete
Community and Economic Development	Non-Housing Community Development	CDBG: \$	Public Facility or Infrastructure Activities other than Low/Moderate Income Housing Benefit	Persons Assisted	30000	201077	670.26%	43770	36902	84.31%
Community and Economic Development	Non-Housing Community Development	CDBG: \$	Public service activities other than Low/Moderate Income Housing Benefit	Persons Assisted	61000	14092	23.10%	100	14092	14,092
Community and Economic Development	Non-Housing Community Development	CDBG: \$	Homeless Person Overnight Shelter	Persons Assisted	0	8		0	8	
Community and Economic Development	Non-Housing Community Development	CDBG: \$	Overnight/Emergency Shelter/Transitional Housing Beds added	Beds	0	0		0	0	
Community and Economic Development	Non-Housing Community Development	CDBG: \$	Jobs created/retained	Jobs	200	0	0.00%			
Community and Economic Development	Non-Housing Community Development	CDBG: \$	Businesses assisted	Businesses Assisted	20	0	0.00%			
Community and Economic Development	Non-Housing Community Development	CDBG: \$	Buildings Demolished	Buildings	12	30	250.00%			



Community and Economic Development	Non-Housing Community Development	CDBG: \$	Housing Code Enforcement/Foreclosed Property Care	Household Housing Unit	3500	1858	53.09%			
Emergency/Disaster Response	CDBG-CV	CDBG-CV: \$	Public service activities other than Low/Moderate Income Housing Benefit	Persons Assisted	45875	40866	89.08%	0	13657	
Emergency/Disaster Response	CDBG-CV	CDBG-CV: \$	Homeless Person Overnight Shelter	Persons Assisted	0	35		0	0	
Emergency/Disaster Response	CDBG-CV	CDBG-CV: \$	Overnight/Emergency Shelter/Transitional Housing Beds added	Beds	0	0		0	0	
Emergency/Disaster Response	CDBG-CV	CDBG-CV: \$	Homelessness Prevention	Persons Assisted	0	70		0	35	
Emergency/Disaster Response	CDBG-CV	CDBG-CV: \$	Businesses assisted	Businesses Assisted	53	1	1.89%			
Homelessness	Homeless	CDBG: \$	Public Facility or Infrastructure Activities other than Low/Moderate Income Housing Benefit	Persons Assisted	0	2		200	0	0
Homelessness	Homeless	CDBG: \$	Public service activities other than Low/Moderate Income Housing Benefit	Persons Assisted	0	118		100	118	118.00
Homelessness	Homeless	CDBG: \$	Tenant-based rental assistance / Rapid Rehousing	Households Assisted	30	0	0.00%			

Homelessness	Homeless	CDBG: \$	Overnight/Emergency Shelter/Transitional Housing Beds added	Beds	20	0	0.00%			
Homelessness	Homeless	CDBG: \$	Homelessness Prevention	Persons Assisted	150	100	66.67%	0	110	
Homelessness	Homeless	CDBG: \$	Housing for Homeless added	Household Housing Unit	0	0		0	0	
Housing	Affordable Housing Public Housing	CDBG: \$ / HOME: \$	Public service activities other than Low/Moderate Income Housing Benefit	Persons Assisted	0	2				
Housing	Affordable Housing Public Housing	CDBG: \$ / HOME: \$	Homeowner Housing Rehabilitated	Household Housing Unit	15	71	473.33%	21	32	152.38
Housing	Affordable Housing Public Housing	CDBG: \$ / HOME: \$	Direct Financial Assistance to Homebuyers	Households Assisted	50	0	0.00%	30	0	0
Non-Homeless Special Needs	Non-Homeless Special Needs	CDBG: \$	Public Facility or Infrastructure Activities other than Low/Moderate Income Housing Benefit	Persons Assisted	0	0		0	0	
Non-Homeless Special Needs	Non-Homeless Special Needs	CDBG: \$	Public service activities other than Low/Moderate Income Housing Benefit	Persons Assisted	125	364	291.20%	100	29	29.00

Non-Homeless Special Needs	Non-Homeless Special Needs	CDBG: \$	Public service activities for Low/Moderate Income Housing Benefit	Households Assisted	50	0	0.00%	0	0	
Program Administration	Administration/Planning	CDBG: \$ / HOME: \$	Other	Other	0	0		0	0	

**Table 1 - Accomplishments – Program Year & Strategic Plan to Date**

**Assess how the jurisdiction’s use of funds, particularly CDBG, addresses the priorities and specific objectives identified in the plan, giving special attention to the highest priority activities identified.**

The City of Lorain’s Consolidated Plan prioritizes various housing improvements and homeownership opportunities, public services, and public facilities and infrastructure improvements.

The City of Lorain met timeliness and provided various programming and services to benefit LMI persons in Lorain. This allowed the City to meet many of the goals outlined in the Consolidated Plan and AAP. However, other goals have not been achieved or must continue to be prioritized. The City of Lorain will continue to work towards providing the utmost support to its residents and meeting the goals and priorities outlined in the Consolidated Plan and AAP.

The City of Lorain achieved the following regarding the goals specified in the FY 2023 AAP:

#### Goal 1: Housing

The City of Lorain assisted 4 households with the Senior Home Repair Program, 17 households with the Roof and Gutters/Essential Home Repair Program, and 11 households with the Healthy Homes/Lead Abatement Program. The City of Lorain also closed on the first HOME Full Rehabilitation loan in November and the project is expected to be completed by Summer 2024.

Additionally, the City of Lorain allocated funding to the Lorain Metropolitan Housing Authority (LMHA) to address necessary repairs in their

senior high-rise complexes. Due to various staffing changes, the Down Payment Assistance Program was unable to be launched, but the City hopes to launch this program in 2024.

#### Goal 2: Homeless

In March, the City of Lorain's HOME-ARP Allocation Plan was accepted and approved by HUD to allocate funds to the acquisition and development of non-congregate shelters, develop affordable rental housing, and supportive services. However, the City of Lorain has reallocated to focus on non-congregate shelters as supportive services are being funded and affordable rental housing will be prioritized with the Choice Neighborhood Grant.

The City of Lorain has also utilized \$51,258.11 in CDBG and CDBG-CV funding to provide case management services to prevent homelessness and/to reduce the amount of time spent in congregate shelters.

#### Goal 3: Community and Economic Development

Overall, the City of Lorain has utilized \$1,670,530.13 in public facility improvement funding to improve 6 parks and 2 neighborhood facilities. Park improvements included playground equipment, dugouts, a parking lot, a pool and a bathhouse. A new play space was installed at the Child Enrichment Center for Neighborhood Alliance to allow school-aged children an area to safely learn and play. New basketball hoops were installed at Harrison Cultural Community Center. Additionally, the City of Lorain has utilized \$390,947.39 in public service funding to support various public service programming including food pantry and/or distribution services, education programming, homeless services, legal services, youth programming, and emergency housing assistance.

#### Goal 4: Non-Homeless Special Needs

As mentioned, the City of Lorain has utilized \$390,947.39 in public service funding to support various public service programs that may be needed for these populations. For example, 2,218 meals have been provided to 29 Seniors and 78 households have received emergency rent or mortgage assistance.

## CR-10 - Racial and Ethnic composition of families assisted

Describe the families assisted (including the racial and ethnic status of families assisted).

91.520(a)

	CDBG	HOME
White	301	0
Black or African American	203	0
Asian	1	0
American Indian or American Native	4	0
Native Hawaiian or Other Pacific Islander	2	0
<b>Total</b>	<b>511</b>	<b>0</b>
Hispanic	196	0
Not Hispanic	434	0

**Table 2 – Table of assistance to racial and ethnic populations by source of funds**

### Narrative

Based on the demographics information collected, the City of Lorain has assisted 301 White households, 203 Black households, 10 Black and White households, 1 Asian household, 4 American Indian or American Native households, 4 White and American Indian or American Native households, 2 Black and 4 American Indian or American Native households, 2 Native Hawaiian or Other Pacific Islander households, and 103 Other/Multi-Racial Households.

The City of Lorain has large populations of LMI residents facing various socio and economic disparities and needs. Therefore, the City of Lorain continues to support various programs and services to address the disparities and needs in alignment with the goals and priorities outlined in the Consolidated Plan and AAP. Programs and services are provided on a first-come first-served basis after confirming eligibility, as the majority are only available to LMI residents. This has allowed the City of Lorain to assist over 589 LMI households.

## CR-15 - Resources and Investments 91.520(a)

### Identify the resources made available

Source of Funds	Source	Resources Made Available	Amount Expended During Program Year
CDBG	public - federal	4,198,091	2,377,668
HOME	public - federal	4,188,402	0
Other	public - federal	0	

Table 3 - Resources Made Available

### Narrative

The City of Lorain continues to utilize previous years of funding in addition to the 2023 funding during the 2023 Fiscal Year.

### Identify the geographic distribution and location of investments

Target Area	Planned Percentage of Allocation	Actual Percentage of Allocation	Narrative Description
Ward 2 LMI	20	23.8	sb demo; EHR; public facility improvements; park Improvements; street improvements; public service
Ward 3 LMI	16	5.5	park improvements; EHR; senior home repair, street improvements; public services
Ward 5 LMI	22	16.9	sb demo; public facility improvements; EHR; street improvements; public services
Ward 6 LMI	15	28.2	park improvements; EHR; senior home repair; public services

Table 4 – Identify the geographic distribution and location of investments

### Narrative

The City of Lorain has 4 wards that have a high percentage of LMI residents. During this CAPER period, the City exceed its allocation percentage for Wards 2 and 6. For Wards 3 and 5, the City of Lorain did not prioritize them as originally anticipated, however, the City is still reporting previous years of funding and therefore, the percentage may fluctuate in the following years

## Leveraging

**Explain how federal funds leveraged additional resources (private, state and local funds), including a description of how matching requirements were satisfied, as well as how any publicly owned land or property located within the jurisdiction that were used to address the needs identified in the plan.**

The City of Lorain highlighted the importance of encouraging non-profit organizations to leverage all funding available to them when applying for CDBG public service dollars at the workshop held in January. This will continue to be prioritized for future funding opportunities. The City of Lorain also leveraged CDBG funding as match dollars for the Erie County Health Department's Healthy Homes/Lead Abatement Program to increase assistance provided to City of Lorain residents. In 2023, 11 households received lead abatement and stabilization assistance. ARPA-SLFRF was utilized to create beta programs to help develop with the future development of CDBG Economic Development and Public Service programming. ARPA-SLFRF was also utilized in addition to City of Lorain's General Fund to remove blighted buildings and homes and property maintenance. At this time the City of Lorain does not have matching funds required for HOME due to the City's status of being distressed.

The City of Lorain owns property (Stoveworks) that is currently being remediated to allow us to develop future affordable housing. The site utilized CDBG funding to do the initial clean up and is intended for affordable housing once the final remediation is completed.

<b>Fiscal Year Summary – HOME Match</b>	
1. Excess match from prior Federal fiscal year	0
2. Match contributed during current Federal fiscal year	0
3. Total match available for current Federal fiscal year (Line 1 plus Line 2)	0
4. Match liability for current Federal fiscal year	0
5. Excess match carried over to next Federal fiscal year (Line 3 minus Line 4)	0

**Table 5 – Fiscal Year Summary - HOME Match Report**

Match Contribution for the Federal Fiscal Year								
Project No. or Other ID	Date of Contribution	Cash (non-Federal sources)	Foregone Taxes, Fees, Charges	Appraised Land/Real Property	Required Infrastructure	Site Preparation, Construction Materials, Donated labor	Bond Financing	Total Match

Table 6 – Match Contribution for the Federal Fiscal Year

### HOME MBE/WBE report

Program Income – Enter the program amounts for the reporting period				
Balance on hand at beginning of reporting period \$	Amount received during reporting period \$	Total amount expended during reporting period \$	Amount expended for TBRA \$	Balance on hand at end of reporting period \$
1,128,144	43,843	0	0	1,171,987

Table 7 – Program Income



Minority Business Enterprises and Women Business Enterprises – Indicate the number and dollar value of contracts for HOME projects completed during the reporting period						
	Total	Minority Business Enterprises				White Non-Hispanic
		Alaskan Native or American Indian	Asian or Pacific Islander	Black Non-Hispanic	Hispanic	
Contracts						
Dollar Amount	0	0	0	0	0	0
Number	0	0	0	0	0	0
Sub-Contracts						
Number	0	0	0	0	0	0
Dollar Amount	0	0	0	0	0	0
	Total	Women Business Enterprises	Male			
Contracts						
Dollar Amount	0	0	0			
Number	0	0	0			
Sub-Contracts						
Number	0	0	0			
Dollar Amount	0	0	0			

**Table 8 - Minority Business and Women Business Enterprises**

<b>Minority Owners of Rental Property – Indicate the number of HOME assisted rental property owners and the total amount of HOME funds in these rental properties assisted</b>						
	<b>Total</b>	<b>Minority Property Owners</b>				<b>White Non-Hispanic</b>
		<b>Alaskan Native or American Indian</b>	<b>Asian or Pacific Islander</b>	<b>Black Non-Hispanic</b>	<b>Hispanic</b>	
Number	0	0	0	0	0	0
Dollar Amount	0	0	0	0	0	0

**Table 9 – Minority Owners of Rental Property**

<b>Relocation and Real Property Acquisition</b> – Indicate the number of persons displaced, the cost of relocation payments, the number of parcels acquired, and the cost of acquisition						
Parcels Acquired		0		0		
Businesses Displaced		0		0		
Nonprofit Organizations Displaced		0		0		
Households Temporarily Relocated, not Displaced		0		0		
Households Displaced	Total	Minority Property Enterprises				White Non-Hispanic
		Alaskan Native or American Indian	Asian or Pacific Islander	Black Non-Hispanic	Hispanic	
Number	0	0	0	0	0	0
Cost	0	0	0	0	0	0

**Table 10 – Relocation and Real Property Acquisition**

## CR-20 - Affordable Housing 91.520(b)

Evaluation of the jurisdiction's progress in providing affordable housing, including the number and types of families served, the number of extremely low-income, low-income, moderate-income, and middle-income persons served.

	One-Year Goal	Actual
Number of Homeless households to be provided affordable housing units	62	0
Number of Non-Homeless households to be provided affordable housing units	65	0
Number of Special-Needs households to be provided affordable housing units	0	0
<b>Total</b>	<b>127</b>	<b>0</b>

Table 11 – Number of Households

	One-Year Goal	Actual
Number of households supported through Rental Assistance	30	74
Number of households supported through The Production of New Units	64	0
Number of households supported through Rehab of Existing Units	10	32
Number of households supported through Acquisition of Existing Units	0	0
<b>Total</b>	<b>104</b>	<b>106</b>

Table 12 – Number of Households Supported

**Discuss the difference between goals and outcomes and problems encountered in meeting these goals.**

The City of Lorain Housing Team exceeded the goal set for number of households supported through rehabilitation of existing units through the execution of the CDBG Senior Home Repair Program and CDBG Essential Home Repair Program. In doing so, a few challenges arose to which the City quickly adapted. The Housing Team re-evaluated the CDBG Repair Program process after increasing knowledge and understanding of Lead Safe Work Practices. This caused a delay in processing applications due to the implementation of additional oversight and verification procedures. The Housing Team also met

challenges in lacking an adequate pool of contractors which was overcome by regularly marketing our contractor sign-up form, which encourages local contractors to learn about our program's requirements and to be placed on our "Participating Contractors" list provided to homeowners.

**Discuss how these outcomes will impact future annual action plans.**

The City of Lorain plans to host more contractor meet and greets, interfacing more with contractors to maintain professional relationships and opportunities. We will also continue to build the staff's understanding of Lead-Based-Paint standards to ensure compliance.

**Include the number of extremely low-income, low-income, and moderate-income persons served by each activity where information on income by family size is required to determine the eligibility of the activity.**

<b>Number of Households Served</b>	<b>CDBG Actual</b>	<b>HOME Actual</b>
Extremely Low-income	437	0
Low-income	134	0
Moderate-income	52	0
<b>Total</b>	<b>623</b>	<b>0</b>

**Table 13 – Number of Households Served**

**Narrative Information**

The City of Lorain provided CDBG funding to 17 households via the Roof and Gutter Program, 4 households via the Senior Home Repair Program, and 11 households via the Erie County Health Department Healthy Homes Program match funding.

## **CR-25 - Homeless and Other Special Needs 91.220(d, e); 91.320(d, e); 91.520(c)**

**Evaluate the jurisdiction's progress in meeting its specific objectives for reducing and ending homelessness through:**

### **Reaching out to homeless persons (especially unsheltered persons) and assessing their individual needs**

The City of Lorain consulted with the Lorain County Continuum of Care (CoC) in preparation for the FY 2023 public service workshop and the creation of the HOME-ARP Allocation Plan. This enabled the City of Lorain to consider, highlight, and prioritize the needs of people in the community who are currently homeless or at risk of experiencing homelessness with the availability of funding. The largest growing needs the CoC identified were for public transportation services and homeless services and facilities. In addition, the City of Lorain implemented monthly and quarterly reporting for all Public Service Subrecipients. These reports allow the City and the Subrecipient to maintain regular communication regarding the status of their activities, as well as identify any needs that may be impacted or changing within the City of Lorain. As Subrecipients report on any needs regarding the community, the City of Lorain will utilize this information to prioritize future funding use.

The HOME-ARP Allocation Plan was approved on March 10, 2023 and the RFP will be released in 2024.

### **CE/COC Discharge Policy:**

For those who are at risk for homelessness --exiting a publicly funded institution, or system of care such as health care facility, a mental health care facility, foster care or other youth facility, or correction program or institution-we follow the following process:

1. Access Point—Lorain County Coordinated Entry is the Access Point. Located at St. Elizabeth Center, Phone line 440-242-0455, Walk-Ins Mon-Fri 10am-4pm
2. Diversion Screening-attempts are made to avoid homelessness, including going into shelter: Are there family members the client can stay with? Are there resources we can provide to someone who will let you stay with them temporarily? (gas cards, grocery vouchers, etc.) \*If there are hotel vouchers available they may be used in this case as well
3. IF DIVERSION IS NOT POSSIBLE, the client is then referred to a resource such as Emergency Shelter, Path ect

\*Shelter is not always an option, sometimes there are no beds and sometimes clients have barriers that prevent them from being in shelter. Clients can be denied if they cannot take care of their own basic needs such as dressing, getting in and out of wheelchairs and both shelters have guidelines for acceptance.

1. Once in shelter or enrolled in PATH or CE AP, an ASSESSMENT is conducted within a 5–10-day time frame to determine level of housing need (is this a chronic homeless situation? Does the client have a disability or criminal history? Does the client have income?) We use the Vi-Spat
2. Once the level of need is determined, clients are then PRIORITIZED to determine if they need (a) permanent supportive housing (b) Rapid Rehousing or (c) Transitional Housing

### **Addressing the emergency shelter and transitional housing needs of homeless persons**

The City of Lorain continued to support the Emergency Assistance Program with CDBG-CV funding to provide emergency rent and mortgage assistance to residents negatively impacted by the COVID-19 pandemic. This program prevented 78 households from experiencing homelessness by allowing them to stay in their homes.

After various consultations within the CoC, it was determined that there was a priority need for a warming center to handle the overflow of homeless persons during the colder seasons. In response, P2R Training and Resource Center, Inc. created the Circle of Support Warming Center to temporarily house individuals, who are predominantly homeless or at risk of experiencing homelessness, in motel or hotel rooms. This program has provided emergency shelter for homeless persons in the City of Lorain when temperatures are below freezing.

**Helping low-income individuals and families avoid becoming homeless, especially extremely low-income individuals and families and those who are: likely to become homeless after being discharged from publicly funded institutions and systems of care (such as health care facilities, mental health facilities, foster care and other youth facilities, and corrections programs and institutions); and, receiving assistance from public or private agencies that address housing, health, social services, employment, education, or youth needs**

Access to fresh and affordable produce and food is a growing concern in the City of Lorain. The City of Lorain has large pockets of individuals residing in food deserts and experiencing food insecurity. This need has been disproportionally increased by the COVID-19 pandemic. The City of Lorain has utilized \$76,085.45 in CDBG and CDBG-CV funding to provide food services to approximately 13,680 individuals. This assistance was provided via food pantries, school pantries, and home-delivered meals

In addition, to support self-sufficiency in hopes of preventing future homelessness, the City expended \$11,275 of funding for educational programming designed to prepare individuals to purchase and maintain a home and \$11,442.02 in education programming to overcome employment barriers regarding digital skills.

Overall, the City of Lorain has utilized \$390,947.39 in public service funding to support various projects and activities that can aid in preventing homelessness. These programs covered food services, education programming, homeless services, legal services, youth programming, and emergency housing assistance.

**Helping homeless persons (especially chronically homeless individuals and families, families with children, veterans and their families, and unaccompanied youth) make the transition to permanent housing and independent living, including shortening the period of time that individuals and families experience homelessness, facilitating access for homeless individuals and families to affordable housing units, and preventing individuals and families who were recently homeless from becoming homeless again**

As mentioned previously, the City of Lorain has utilized \$390,947.39 in public service funding to support various projects and activities that can aid in preventing homelessness and supporting self-sufficiency. These programs covered food services, education programming, homeless services, legal services, youth programming, and emergency housing assistance.

Specifically, the City of Lorain has invested \$51,258.11 of CDBG and CDBG-CV funding for case management services. These programs directly help individuals who are experiencing homelessness or at risk of experiencing homelessness with various necessary services and support to shorten the time that individuals experience homelessness as well as prevent them from becoming homeless again.

On March 10, 2023, the HOME-ARP Allocation Plan was accepted and approved by HUD, allocating \$600,000 to supportive services, \$380,301.60 to the acquisition and development of non-congregate shelters, and \$490,150.80 to the development of affordable rental housing. In executing the HOME-ARP program, it has been found that the necessary supportive services are currently funded and operated by many and various agencies. Additionally, with the integration of the Choice Neighborhood Grant, affordable rental housing will be addressed in the near future in two target wards within the City of Lorain. As a result, the City of Lorain will re-allocate the HOME-ARP supportive services funds and affordable rental housing funds to a greater need, being the non-congregate shelter. In doing so, this will help shorten the period of time that individuals and families experience homelessness as well as prevent individuals and families who were recently homeless from becoming homeless again.

The City of Lorain recently approved plans for the Permanent Supportive Housing (PSH) Project, this will help to provide stable and suitable living environments for individuals and families who've experienced

homelessness and may be suffering from mental illnesses.



## **CR-30 - Public Housing 91.220(h); 91.320(j)**

### **Actions taken to address the needs of public housing**

In 2023, the City of Lorain allocated \$100,000 to Lorain Metropolitan Housing Authority (LMHA) for renovations of their common areas within one of their Senior High-rise complex. This is the first time the City of Lorain has granted CDBG funding to LMHA. The subrecipient agreement was executed November 3, 2023. The project is currently ongoing. The City of Lorain anticipates this project to be completed in 2024. Additionally, the city of Lorain works closely with LMHA on the CNI Grant.

### **Actions taken to encourage public housing residents to become more involved in management and participate in homeownership**

In 2023, the City of Lorain utilized \$11,275 to support El Centro's Financial Literacy and Homebuyer Education program to provide classes and counseling support to 44 people. These courses are designed to assist LMI residents in managing their financial well-being, particularly in purchasing and maintaining their own homes.

The City of Lorain is still working towards HUD-approved homeownership courses so residents who rent can experience first-time homeownership.

### **Actions taken to provide assistance to troubled PHAs**

Lorain Metropolitan Housing Authority (LMHA) is a well-established public housing authority located in the City of Lorain.

## **CR-35 - Other Actions 91.220(j)-(k); 91.320(i)-(j)**

**Actions taken to remove or ameliorate the negative effects of public policies that serve as barriers to affordable housing such as land use controls, tax policies affecting land, zoning ordinances, building codes, fees and charges, growth limitations, and policies affecting the return on residential investment. 91.220 (j); 91.320 (i)**

The City of Lorain Department of Building, Housing and Planning continues to work towards implementing policies and procedures that create suitable living environments for residents. The City of Lorain continues to work with various agencies to promote and develop underutilized parcels for suitable housing options.

### **Actions taken to address obstacles to meeting underserved needs. 91.220(k); 91.320(j)**

In 2023, thirteen different organizations expended \$390,947.39 to meet the needs of those who are underserved.

P2R Training and Resource Center, Inc. received two different grants to assist the homeless and those at risk of homelessness with case management services and a warming center. Lorain County Community Action Agency, Neighborhood Alliance, Second Harvest Food Bank of North Central Ohio, and Pathways Enrichment Center all received grant funding to provide food pantry services. Neighborhood Alliance specifically delivers hot and pre-packaged meals to Lorain seniors in their homes. Big Brothers Big Sisters of Lorain County, El Centro, and FireFish Arts, Inc. have received grants to provide youth services focused on improving their future outcomes. Goodwill Industries of Lorain County and El Centro received grant funding to provide educational programming focused on financial literacy, homebuying, and obtaining and increasing digital skills for employment readiness. Legal Aid received funding to provide legal services.

The City of Lorain HOME-ARP Allocation Plan was accepted and approved by HUD in March of 2023, allocating \$600,000 to supportive services, \$380,301.60 to the acquisition and development of non-congregate shelters, and \$490,150.80 to the development of affordable rental housing. In executing the HOME-ARP program, it has been found that the necessary supportive services are currently funded and operated by many and various agencies. Additionally, with the integration of the Choice Neighborhood Grant, affordable rental housing will be addressed in the near future in two target wards within the City of Lorain. As a result, the City of Lorain will re-allocate the HOME-ARP supportive services funds and affordable rental housing funds to a greater need, being the non-congregate shelter. The need for a non-congregate shelter to assist the qualifying population (QP) with transitioning between temporary and permanent housing is necessary. Most of the existing shelters are segregated by sex and not

available to all QPs. In analyzing the data collected during research conducted with HOME-ARP qualifying populations, it is evident that there is a need for a non-congregate shelter for all QPs, including larger families.

**Actions taken to reduce lead-based paint hazards. 91.220(k); 91.320(j)**

The City of Lorain provides CDBG funding to the Erie County Health Department's Healthy Homes initiative. This funding enables Erie County to provide lead abatement to homeowners and tenants located in the City of Lorain. Eleven households received assistance through this program which removed lead hazards from their homes.

The City of Lorain also increased oversight of Lead Based Paint hazards in the repair and rehabilitation projects executed with CDBG and HOME funding. All repair and rehabilitation projects now receive a Lead Inspection and Risk Assessment to identify any hazards and to clarify the level of Lead Safe Practices to be implemented.

**Actions taken to reduce the number of poverty-level families. 91.220(k); 91.320(j)**

The City of Lorain supports various programs and services that can aid poverty level families and address unmet needs including food services, youth services, legal services, and emergency housing services. The City of Lorain has also utilized their public service funding to support education programming designed to prepare residents to become and maintain homeownership and increasing their digital skillset to improve their employment readiness. All of which can aid in reducing the number of poverty level families in the City of Lorain.

**Actions taken to develop institutional structure. 91.220(k); 91.320(j)**

The City of Lorain continues to revise policies and procedures as programs are developed, implemented, monitored, and completed. The Department of Building, Housing and Planning continues to fill open positions and retain staff members who administer the CDBG and HOME Programs.

**Actions taken to enhance coordination between public and private housing and social service agencies. 91.220(k); 91.320(j)**

Throughout 2023, the City of Lorain continued to improve its relationships with Subrecipients. The City of Lorain requires Subrecipients to report, monthly or quarterly, on the current status of their projects including identifying any underserved needs or concerns the City of Lorain should be aware of. This has allowed the City to have an improved current understanding of its Subrecipient and its programs, while also learning more about the residents they are servicing. This has also enabled the City of Lorain to increase the flow of communication between various organizations.

**Identify actions taken to overcome the effects of any impediments identified in the jurisdictions analysis of impediments to fair housing choice. 91.520(a)**

The City of Lorain's Fair Housing Board meets once a month to discuss impediments to Fair Housing and issues regarding Fair Housing that may occur throughout the City. The Board decided to market fair housing issues through an Art Competition held throughout the Lorain City Schools. The finalists received recognition from the Fair Housing Board at a Lorain City Council meeting and had their art showcased on various billboards throughout the city. On April 12, 2023, a contract was executed with "Housing Research & Advocacy Center" to provide Fair Housing Tests, Compliant Investigations, review of Fair Housing and Related Ordinances, and Education & Outreach. Then June 14, 2023, a Fair Housing Law Seminar was held with the Board. The Contract will lapse on March 31, 2024. A Final report the test log will be provided to the City of Lorain in early April. The City of Lorain continues to work towards expanding Fair Housing policies and procedures.

## **CR-40 - Monitoring 91.220 and 91.230**

**Describe the standards and procedures used to monitor activities carried out in furtherance of the plan and used to ensure long-term compliance with requirements of the programs involved, including minority business outreach and the comprehensive planning requirements**

The City of Lorain continues to adapt the monitoring procedures to ensure compliance throughout the program year. Regarding public service Subrecipients, upon submitting an application for funding, the City will complete a Risk Assessment. The Risk Assessment identifies the minimum amount of monitoring and type (desk, on-site, etc.) that will be needed if a Subrecipient is funded. This number is always subject to change as program delivery occurs.

When monitoring a Subrecipient, the City will send out a notice of monitoring. The City and the Subrecipient will work together to schedule the monitoring and the City will provide a monitoring agenda ahead of the monitoring. Before, during, and after the monitoring the City will complete the Monitoring Form. This form guides the monitor through the monitoring to ensure compliance in regard to the Subrecipient Agreement and any applicable regulations. Once the Monitoring Form is completed, the results are summarized in the Monitoring Report. The Monitoring Report is provided to the Subrecipient and quickly identifies the key factors of compliance: use of funds, timeliness, accomplishment goals, and demographics. This form will specify if there are any concerns or findings regarding the key factors of compliance and if additional monitoring is required. The City will also send the Subrecipient a Monitoring Letter which goes over the monitoring in detail.

When a housing project is completed, an inspection from the building department takes place alongside approval from the Housing Rehabilitation Administrator. Once it is found that the project is completed, the Compliance team monitors and ensures that the house owner's insurance is up-to-date and confirms that they are still living within the home for the duration of the loan.

Overall, the Department of Building, Housing and Planning continues to build out the monitoring process in compliance with our policies and procedures.

## **Citizen Participation Plan 91.105(d); 91.115(d)**

**Describe the efforts to provide citizens with reasonable notice and an opportunity to comment on performance reports.**

The City of Lorain's Citizen Participation Plan is designed to create opportunities for citizens to be involved in the development of the consolidated plans, annual action plans, substantial amendments, and annual performance reports through public notice, public comment periods, and public hearings.

Regarding the CAPER, the City of Lorain publishes a public notice in the local newspaper and on the City's website ([www.cityoflorain.org](http://www.cityoflorain.org)) announcing the availability to view the CAPER and make comments. The public comment period is available for a minimum of 15 days. Copies of the CAPER are made available on the City's website, the Lorain Public Library (main and southside branches), and within Lorain City Hall. The City of Lorain will also host a public hearing to collect comments before submitting the CAPER. The public hearing is also advertised in the public notice.

## **CR-45 - CDBG 91.520(c)**

**Specify the nature of, and reasons for, any changes in the jurisdiction's program objectives and indications of how the jurisdiction would change its programs as a result of its experiences.**

The following are challenges the City of Lorain faced in 2023:

- Despite meeting timeliness, the City of Lorain continues to administer previous years of funding which will impact future timeliness.
- The City of Lorain continues to face staffing challenges regarding turnover and/or promotions which impacts the City's ability to effectively train staff and maintain efficient administration of all funded activities.
- The City of Lorain's Department of Building, Housing and Planning also administers other grant funding such as ARPA-SLFRF, HOME-ARP, SBA, USDA, HUD CNI, etc.
- FY 2023 funding was not released until 06/26/23.

The following are solutions to the City of Lorain's challenges noted above:

- Continue to work towards completing projects associated with prior years of funding. If funds are left over consolidate and prioritize large, yet impactful projects like "Street Improvements".
- Design and implement a "training manual" for new employees to learn HUD and City procedures quickly to reduce time learned in new positions. Cross-train when appropriate.
- One-time funding will dissolve in the coming years; increasing capacity to administer multiple types of funding/programs.
- Plan accordingly to HUD timelines or anticipated delays.
- The City of Lorain will also continue to prioritize designing and improving policies and procedures to enable effective administrative management of all funded activities.

**Does this Jurisdiction have any open Brownfields Economic Development Initiative (BEDI) grants?**

No

**[BEDI grantees] Describe accomplishments and program outcomes during the last year.**

**CR-50 - HOME 24 CFR 91.520(d)**

**Include the results of on-site inspections of affordable rental housing assisted under the program to determine compliance with housing codes and other applicable regulations**

Please list those projects that should have been inspected on-site this program year based upon the schedule in 24 CFR §92.504(d). Indicate which of these were inspected and a summary of issues that were detected during the inspection. For those that were not inspected, please indicate the reason and how you will remedy the situation.

There are no affordable rental housing units assisted under the HOME Program through the City of Lorain.

**Provide an assessment of the jurisdiction's affirmative marketing actions for HOME units. 24 CFR 91.520(e) and 24 CFR 92.351(a)**

See JPEG's below



*Marketing Program: Commercial & Digital Media*

The city and all subrecipients shall utilize the following types of media to advertise, in Spanish, the availability of HOME funded housing programs and housing units:

- Website publications: CityofLorain.org, City of Lorain's Facebook page.
- Newspapers or other print media - The Morning Journal and Chronicle Telegram

*Marketing Program: Brochures, Signs and HUD Fair Housing Poster*

The city and all subrecipients shall utilize brochures and handouts, printed in Spanish, to advertise HOME funded housing and housing programs. These materials shall be made available at the following locations:

- El Centro
- Urban League
- Public Library
- United Way
- Lorain Metropolitan Housing Authority
- Habitat for Humanity
- Nord Center

All program brochures and handouts will communicate the city's Equal Housing Opportunity policy. All brochures and handouts must contain the Equal Housing Opportunity logotype.

Additionally, HUD Fair Housing Posters, printed in Spanish, shall be made posted in the following locations along with the above printed program materials:

- El Centro
- Urban League

*Marketing Program: Commercial & Digital Media*

The city and all subrecipients shall utilize the following types of media to advertise, in Spanish, the availability of HOME funded housing programs and housing units:

- Website publications: CityofLorain.org, City of Lorain's Facebook page.
- Newspapers or other print media - The Morning Journal and Chronicle Telegram

*Marketing Program: Brochures, Signs and HUD Fair Housing Poster*

The city and all subrecipients shall utilize brochures and handouts, printed in Spanish, to advertise HOME funded housing and housing programs. These materials shall be made available at the following locations:

- El Centro
- Urban League
- Public Library
- United Way
- Lorain Metropolitan Housing Authority
- Habitat for Humanity
- Nord Center

All program brochures and handouts will communicate the city's Equal Housing Opportunity policy. All brochures and handouts must contain the Equal Housing Opportunity logotype.

Additionally, HUD Fair Housing Posters, printed in Spanish, shall be made posted in the following locations along with the above printed program materials:

- El Centro
- Urban League

## **Affirmative Action Pg.2**

**Refer to IDIS reports to describe the amount and use of program income for projects, including the number of projects and owner and tenant characteristics**

No projects have been completed to date.

**Describe other actions taken to foster and maintain affordable housing. 24 CFR 91.220(k) (STATES ONLY: Including the coordination of LIHTC with the development of affordable housing). 24 CFR 91.320(j)**

The City of Lorain launched the HOME Rehab program late 2021 with the goal of funding 3 applicants. In 2022, it was determined that one applicant was eligible under the program guidelines. At the end of 2023, the eligible applicant and the City executed an agreement to proceed on the project. Additionally, the Housing Rehabilitation Administrator position was filled. However, the Housing Development Coordinator position became open and will be filled in first quarter of 2024. Project should be completed by end of 2024.

## CR-58 – Section 3

Identify the number of individuals assisted and the types of assistance provided

Total Labor Hours	CDBG	HOME	ESG	HOPWA	HTF
Total Number of Activities	0	0	0	0	0
Total Labor Hours					
Total Section 3 Worker Hours					
Total Targeted Section 3 Worker Hours					

**Table 14 – Total Labor Hours**

Qualitative Efforts - Number of Activities by Program	CDBG	HOME	ESG	HOPWA	HTF
Outreach efforts to generate job applicants who are Public Housing Targeted Workers					
Outreach efforts to generate job applicants who are Other Funding Targeted Workers.					
Direct, on-the job training (including apprenticeships).					
Indirect training such as arranging for, contracting for, or paying tuition for, off-site training.					
Technical assistance to help Section 3 workers compete for jobs (e.g., resume assistance, coaching).					
Outreach efforts to identify and secure bids from Section 3 business concerns.					
Technical assistance to help Section 3 business concerns understand and bid on contracts.					
Division of contracts into smaller jobs to facilitate participation by Section 3 business concerns.					
Provided or connected residents with assistance in seeking employment including: drafting resumes, preparing for interviews, finding job opportunities, connecting residents to job placement services.					
Held one or more job fairs.					
Provided or connected residents with supportive services that can provide direct services or referrals.					
Provided or connected residents with supportive services that provide one or more of the following: work readiness health screenings, interview clothing, uniforms, test fees, transportation.					
Assisted residents with finding child care.					
Assisted residents to apply for, or attend community college or a four year educational institution.					
Assisted residents to apply for, or attend vocational/technical training.					
Assisted residents to obtain financial literacy training and/or coaching.					
Bonding assistance, guaranties, or other efforts to support viable bids from Section 3 business concerns.					
Provided or connected residents with training on computer use or online technologies.					
Promoting the use of a business registry designed to create opportunities for disadvantaged and small businesses.					
Outreach, engagement, or referrals with the state one-stop system, as designed in Section 121(e)(2) of the Workforce Innovation and Opportunity Act.					

Other.					
--------	--	--	--	--	--

**Table 15 – Qualitative Efforts - Number of Activities by Program**

## Narrative

The City of Lorain did not have any projects subject to Section 3.

**Attachment**

**Cover Page**

# IDIS Reports



U.S. Department of Housing and Urban Development  
Office of Community Planning and Development  
Integrated Disbursement and Information System  
CDBG Activity Summary Report (GPR) for Program Year 2023  
LORAIN

Date: 12-Mar-2024  
Time: 14:52  
Page: 1

**PGM Year:** 2015  
**Project:** 0016 - Debt Services CIP  
**IDIS Activity:** 1604 - CIP State URL Debt Service  
**Status:** Open  
**Location:** 200 W Erie Ave Lorain, OH 44052-1606  
**Objective:** Create economic opportunities  
**Outcome:** Sustainability  
**Matrix Code:** Other Commercial/Industrial Improvements (17D)  
**National Objective:** LMA

**Activity to prevent, prepare for, and respond to Coronavirus:** No

**Initial Funding Date:** 01/08/2016

**Description:**

funds required to be maintained in a debt reserve account annually.  
On 103116, re-opened this activity due to a calculation error in the amount needed for the reserve account.  
I had to increase the amount needed by \$1,987.07 and draw the extra amount down.  
(RD)

**Financing**

	Fund Type	Grant Year	Grant	Funded Amount	Drawn In Program Year	Drawn Thru Program Year
CDBG	EN	2015	B15MC390016	\$254,987.07	\$0.00	\$254,987.07
<b>Total</b>	<b>Total</b>			<b>\$254,987.07</b>	<b>\$0.00</b>	<b>\$254,987.07</b>

**Proposed Accomplishments**

Businesses : 1  
Total Population in Service Area: 70,355  
Census Tract Percent Low / Mod: 55.72

**Annual Accomplishments**

Years	Accomplishment Narrative	# Benefitting
2015	Debt service agreement between the State of Ohio, U.S. Department of HUD and City of Lorain for Riverbend Commerce Park	
2020	City is in negotiations to sell some of the parcels. After state debt is fully repaid remaining income from all other parcels sales will be calculated as program income to CDBG funds.	



U.S. Department of Housing and Urban Development  
Office of Community Planning and Development  
Integrated Disbursement and Information System  
CDBG Activity Summary Report (GPR) for Program Year 2023  
LORAIN

Date: 12-Mar-2024  
Time: 14:52  
Page: 2

<b>PGM Year:</b>	2014				
<b>Project:</b>	0018 - Commercial and Residential Slum and Blight Demo				
<b>IDIS Activity:</b>	1614 - 4851 West Erie Avenue (Parkview Motel)				
<b>Status:</b>	Open		<b>Objective:</b>	Create suitable living environments	
<b>Location:</b>	4851 W Erie Ave Lorain, OH 44053-1331		<b>Outcome:</b>	Sustainability	
			<b>Matrix Code:</b>	Clearance and Demolition (04)	<b>National Objective:</b> SBS

**Activity to prevent, prepare for, and respond to Coronavirus:** No

**Initial Funding Date:** 04/11/2016

**Description:**

demo of Parkview Motel at 4851 W.  
Erie Avenue

**Financing**

	Fund Type	Grant Year	Grant	Funded Amount	Drawn In Program Year	Drawn Thru Program Year
CDBG	EN	Pre-2015		\$296.00	\$0.00	\$0.00
		2013	B13MC390016		\$0.00	\$296.00
<b>Total</b>	<b>Total</b>			<b>\$296.00</b>	<b>\$0.00</b>	<b>\$296.00</b>

**Proposed Accomplishments**

Businesses : 1

**Annual Accomplishments**

No data returned for this view. This might be because the applied filter excludes all data.





U.S. Department of Housing and Urban Development  
Office of Community Planning and Development  
Integrated Disbursement and Information System  
CDBG Activity Summary Report (GPR) for Program Year 2023  
LORAIN

Date: 12-Mar-2024  
Time: 14:52  
Page: 3

PGM Year:	2017		
Project:	0013 - Clearance and Demolition		
IDIS Activity:	1668 - Stoveworks 04_LMH		
Status:	Open	Objective:	Provide decent affordable housing
Location:	1200 Long Ave Lorain, OH 44052-3518	Outcome:	Availability/accessibility
		Matrix Code:	Clearance and Demolition (04)
		National Objective:	LMH

Activity to prevent, prepare for, and respond to Coronavirus: No

Initial Funding Date: 10/31/2017

Description:

Demolition and removal of environmental hazards at the Stoveworks site at 13th and Long Avenue.

Financing

	Fund Type	Grant Year	Grant	Funded Amount	Drawn In Program Year	Drawn Thru Program Year
CDBG	EN	Pre-2015		\$246,884.92	\$0.00	\$0.00
		2014	B14MC390016		\$0.00	\$246,884.92
		2018	B18MC390016	\$98,162.52	\$0.00	\$98,162.52
	PI			\$1,124,069.18	\$0.00	\$1,124,069.18
Total	Total			\$1,469,116.62	\$0.00	\$1,469,116.62

Proposed Accomplishments

Housing Units : 25

Actual Accomplishments

Number assisted:

	Owner		Renter		Total		Person	
	Total	Hispanic	Total	Hispanic	Total	Hispanic	Total	Hispanic
White:	0	0	0	0	0	0	0	0
Black/African American:	0	0	0	0	0	0	0	0
Asian:	0	0	0	0	0	0	0	0
American Indian/Alaskan Native:	0	0	0	0	0	0	0	0
Native Hawaiian/Other Pacific Islander:	0	0	0	0	0	0	0	0
American Indian/Alaskan Native & White:	0	0	0	0	0	0	0	0
Asian White:	0	0	0	0	0	0	0	0
Black/African American & White:	0	0	0	0	0	0	0	0
American Indian/Alaskan Native & Black/African American:	0	0	0	0	0	0	0	0
Other multi-racial:	0	0	0	0	0	0	0	0
Asian/Pacific Islander:	0	0	0	0	0	0	0	0

PR03 - LORAIN

Page: 3 of 170



U.S. Department of Housing and Urban Development  
Office of Community Planning and Development  
Integrated Disbursement and Information System  
CDBG Activity Summary Report (GPR) for Program Year 2023  
LORAIN

Date: 12-Mar-2024  
Time: 14:52  
Page: 4

Hispanic:	0	0	0	0	0	0	0	0
<b>Total:</b>	<b>0</b>	<b>0</b>	<b>0</b>	<b>0</b>	<b>0</b>	<b>0</b>	<b>0</b>	<b>0</b>
Female-headed Households:	0		0		0			
Income Category:								
	<b>Owner</b>	<b>Renter</b>	<b>Total</b>	<b>Person</b>				
Extremely Low	0	0	0	0				
Low Mod	0	0	0	0				
Moderate	0	0	0	0				
Non Low Moderate	0	0	0	0				
Total	0	0	0	0				
Percent Low/Mod								

**Annual Accomplishments**

<b>Years</b>	<b>Accomplishment Narrative</b>	<b># Benefiting</b>
2018	demolished and abated a blighted structure in Central Lorain	



U.S. Department of Housing and Urban Development  
Office of Community Planning and Development  
Integrated Disbursement and Information System  
CDBG Activity Summary Report (GPR) for Program Year 2023  
LORAIN

Date: 12-Mar-2024  
Time: 14:52  
Page: 5

PGM Year:	2015				
Project:	0016 - Debt Services CIP				
IDIS Activity:	1709 - CIP State URL Debt Service				
Status:	Open	Objective:	Create economic opportunities		
Location:	200 W Erie Ave Lorain, OH 44052-1606	Outcome:	Availability/accessibility		
		Matrix Code:	Other Commercial/Industrial Improvements (17D)	National Objective:	LMA

Activity to prevent, prepare for, and respond to Coronavirus: No

Initial Funding Date: 08/16/2018

Description:

funds used to pay 1st and 2nd quarter loan payment to the State of Ohio.

Per a conversation with Rich Hendershot and an e-mail from Jorgelle Lawson, these 2 payments were made prior to HUD determining that this activity is not eligible.

Financing

	Fund Type	Grant Year	Grant	Funded Amount	Drawn In Program Year	Drawn Thru Program Year
CDBG	PI			\$109,972.45	\$0.00	\$109,972.45
	RL			\$22,293.43	\$0.00	\$22,293.43
Total	Total			\$132,265.88	\$0.00	\$132,265.88

Proposed Accomplishments

Businesses : 1

Total Population in Service Area: 70,355

Census Tract Percent Low / Mod: 55.72

Annual Accomplishments

Years	Accomplishment Narrative	# Benefiting
2020	City is in negotiations to sell some of the parcels. After state debt is fully repaid remaining income from all other parcels sales will be calculated as program income to CDBG funds.	



U.S. Department of Housing and Urban Development  
Office of Community Planning and Development  
Integrated Disbursement and Information System  
CDBG Activity Summary Report (GPR) for Program Year 2023  
LORAIN

Date: 12-Mar-2024  
Time: 14:52  
Page: 6

PGM Year:	2018				
Project:	0007 - Fair Housing - 05J				
IDIS Activity:	1737 - Fair Housing				
Status:	Open	Objective:	Create suitable living environments		
Location:	200 W Erie Ave Lorain, OH 44052-1606	Outcome:	Sustainability		
		Matrix Code:	Fair Housing Activities (if CDBG, then subject to 15% cap) (05J)	National Objective:	LMA

Activity to prevent, prepare for, and respond to Coronavirus: No

Initial Funding Date: 05/14/2019

Description:

Salary and misc.  
expenses related to operating the Fair Housing portion of the Building, Housing & Planning Dept.

Financing

	Fund Type	Grant Year	Grant	Funded Amount	Drawn In Program Year	Drawn Thru Program Year
CDBG	EN	2018	B18MC390016	\$37,000.00	\$0.00	\$37,000.00
Total	Total			\$37,000.00	\$0.00	\$37,000.00

Proposed Accomplishments

People (General) : 10  
Total Population in Service Area: 68,760  
Census Tract Percent Low / Mod: 57.91

Annual Accomplishments



U.S. Department of Housing and Urban Development  
Office of Community Planning and Development  
Integrated Disbursement and Information System  
CDBG Activity Summary Report (GPR) for Program Year 2023  
LORAIN

Date: 12-Mar-2024  
Time: 14:52  
Page: 7

Years	Accomplishment Narrative	# Benefitting
2020	<p>Fair Housing Administrator for the City of Lorain, receives roughly 2-4 perceived Fair Housing complaints each week. Just about all of these scenarios are not a Fair Housing issue as they are not discrimination based on a protected class, but rather a tenant/landlord dispute. As such, the Administrator guides these residents or landlords towards the correct resources such as the Legal Aid Society of Lorain County and the Lorain City Clerk of Courts Rent Escrow program. The Fair Housing Board currently has seven (7) active members with current appointments by the Mayor of Lorain. Five (5) of those members were nominated recently to the Fair Housing Discrimination Review Board. The Board itself met six (6) times in the year 2020: February 20th, July 23rd, August 20th, September 17th, October 15th, November 19th. Guest speakers for the Fair Housing Board meeting included the Director of the local housing authority Lorain Metropolitan Housing Authority (LMHA), and a Housing Study initial presentation by practitioners from Cleveland State University School of Urban Affairs.</p> <p>There was one formal fair housing complaint received on the fair housing complaint form. In consultation with the City of Lorain Law Department, it was determined that this was not a fair housing issue. The Fair Housing Administrator had several phone calls with the complainant to guide them towards necessary resources.</p> <p>The Fair Housing Board has served as active advocates to guide the City of Lorain Building, Housing, and Planning Department work. The Fair Housing Board was instrumental in assisting with the planning phase of a major affordable housing development in Lorain on the old Stoveworks Site. Feedback was sought, and among many topics discussed, the Fair Housing Board guided the city to provide more home ownership opportunities on this site.</p> <p>The Fair Housing Board has met monthly in the year 2021. Initially the board met virtually as the Coronavirus Pandemic was still in full swing, however the meetings were switched to in-person in May of 2021. This included guest speakers including the Director of the Lorain Metropolitan Housing Authority and Lorain County Transit. Notification is sent for the meeting in advance as this is a public access meeting, following normal protocols of public notice. The local media has attended some meetings. The Lorain Stoveworks planning has also moved along, and the Fair Housing Board voted to approve and support the site plan that was presented at May's meeting.</p> <p>Field trip to see private affordable housing in Cleveland, which is being proposed in the City of Lorain. \$850 spent on April 27, 2021. To further fair housing development in the City of Lorain. 5 Board Members attended.</p>	
2022	<p>Fair Housing meetings were conducted quarterly in 2022. The funding was used for administration for the Fair Housing Administrator and Building, Housing &amp; Planning staff to attend the meetings with the Board.</p>	



U.S. Department of Housing and Urban Development  
Office of Community Planning and Development  
Integrated Disbursement and Information System  
CDBG Activity Summary Report (GPR) for Program Year 2023  
LORAIN

Date: 12-Mar-2024  
Time: 14:52  
Page: 8

PGM Year:	2018		
Project:	0015 - Financial Literacy		
IDIS Activity:	1747 - Financial Literacy		
Status:	Completed 3/22/2023 12:00:00 AM	Objective:	Provide decent affordable housing
Location:	2800 Pearl Ave Lorain, OH 44055-1821	Outcome:	Availability/accessibility
		Matrix Code:	Housing Counseling only, under 24 CFR 5.100 (05U)
		National Objective:	LMH

Activity to prevent, prepare for, and respond to Coronavirus: No

Initial Funding Date: 12/18/2018

Description:

Financial literacy training for LMI people seeking to increase their credit rating and prepare themselves for the process of purchasing a home. Activity was reopened and closed on 32223 to correct the GranteePJ Activity ID from 05U\_LMH to 05U\_LMC and then back to 05U\_LMH.

Financing

	Fund Type	Grant Year	Grant	Funded Amount	Drawn In Program Year	Drawn Thru Program Year
CDBG	EN	2018	B18MC390016	\$10,000.00	\$0.00	\$10,000.00
<b>Total</b>	<b>Total</b>			<b>\$10,000.00</b>	<b>\$0.00</b>	<b>\$10,000.00</b>

Proposed Accomplishments

Households (General) : 50

Actual Accomplishments

Number assisted:

	Owner		Renter		Total		Person	
	Total	Hispanic	Total	Hispanic	Total	Hispanic	Total	Hispanic
White:	4	4	0	0	4	4	0	0
Black/African American:	4	0	0	0	4	0	0	0
Asian:	0	0	0	0	0	0	0	0
American Indian/Alaskan Native:	0	0	0	0	0	0	0	0
Native Hawaiian/Other Pacific Islander:	0	0	0	0	0	0	0	0
American Indian/Alaskan Native & White:	0	0	0	0	0	0	0	0
Asian White:	0	0	0	0	0	0	0	0
Black/African American & White:	0	0	0	0	0	0	0	0
American Indian/Alaskan Native & Black/African American:	0	0	0	0	0	0	0	0
Other multi-racial:	10	10	0	0	10	10	0	0
Asian/Pacific Islander:	0	0	0	0	0	0	0	0
Hispanic:	0	0	0	0	0	0	0	0

PR03 - LORAIN

Page: 8 of 170



U.S. Department of Housing and Urban Development  
Office of Community Planning and Development  
Integrated Disbursement and Information System  
CDBG Activity Summary Report (GPR) for Program Year 2023  
LORAIN

Date: 12-Mar-2024  
Time: 14:52  
Page: 9

<b>Total:</b>	<b>18</b>	<b>14</b>	<b>0</b>	<b>0</b>	<b>18</b>	<b>14</b>	<b>0</b>	<b>0</b>
---------------	-----------	-----------	----------	----------	-----------	-----------	----------	----------

Female-headed Households:	10		0		10			
---------------------------	----	--	---	--	----	--	--	--

<i>Income Category:</i>	<b>Owner</b>	<b>Renter</b>	<b>Total</b>	<b>Person</b>
Extremely Low	8	0	8	0
Low Mod	2	0	2	0
Moderate	8	0	8	0
Non Low Moderate	0	0	0	0
Total	18	0	18	0
Percent Low/Mod	100.0%		100.0%	

**Annual Accomplishments**

<b>Years</b>	<b>Accomplishment Narrative</b>	<b># Benefitting</b>
2020	This activity has helped 18 individuals by providing them with a better understanding of their financial situations and with understanding their credit scores in the year 2020.	



U.S. Department of Housing and Urban Development  
Office of Community Planning and Development  
Integrated Disbursement and Information System  
CDBG Activity Summary Report (GPR) for Program Year 2023  
LORAIN

Date: 12-Mar-2024  
Time: 14:52  
Page: 10

PGM Year:	2018		
Project:	0003 - Lead-Based Paint/Lead Hazards Testing/Abatement		
IDIS Activity:	1748 - Lead Based Paint/Lead Hazards Testing/Abatement		
Status:	Completed 11/28/2023 12:00:00 AM	Objective:	Create suitable living environments
Location:	1233 W 9th St Lorain, OH 44052-1501	Outcome:	Sustainability
		Matrix Code:	Lead-Based/Lead Hazard Test/Abate (14I)
		National Objective:	LMH

Activity to prevent, prepare for, and respond to Coronavirus: No

Initial Funding Date: 12/18/2018

Description:

This activity is to provide match dollars to the subrecipient, Erie County Health Department to abate lead hazards in homes.

Financing

	Fund Type	Grant Year	Grant	Funded Amount	Drawn In Program Year	Drawn Thru Program Year
CDBG	EN	2018	B18MC390016	\$80,000.00	\$0.00	\$80,000.00
<b>Total</b>	<b>Total</b>			<b>\$80,000.00</b>	<b>\$0.00</b>	<b>\$80,000.00</b>

Proposed Accomplishments

Housing Units : 10

Actual Accomplishments

Number assisted:

	Owner		Renter		Total		Person	
	Total	Hispanic	Total	Hispanic	Total	Hispanic	Total	Hispanic
White:	5	1	1	0	6	1	0	0
Black/African American:	4	1	1	1	5	2	0	0
Asian:	0	0	0	0	0	0	0	0
American Indian/Alaskan Native:	0	0	0	0	0	0	0	0
Native Hawaiian/Other Pacific Islander:	0	0	0	0	0	0	0	0
American Indian/Alaskan Native & White:	0	0	0	0	0	0	0	0
Asian White:	0	0	0	0	0	0	0	0
Black/African American & White:	0	0	0	0	0	0	0	0
American Indian/Alaskan Native & Black/African American:	0	0	0	0	0	0	0	0
Other multi-racial:	0	0	0	0	0	0	0	0
Asian/Pacific Islander:	0	0	0	0	0	0	0	0
Hispanic:	0	0	0	0	0	0	0	0
<b>Total:</b>	<b>9</b>	<b>2</b>	<b>2</b>	<b>1</b>	<b>11</b>	<b>3</b>	<b>0</b>	<b>0</b>

PR03 - LORAIN

Page: 10 of 170





U.S. Department of Housing and Urban Development  
Office of Community Planning and Development  
Integrated Disbursement and Information System  
CDBG Activity Summary Report (GPR) for Program Year 2023  
LORAIN

Date: 12-Mar-2024  
Time: 14:52  
Page: 11

Female-headed Households: 3 2 5

Income Category:	Owner	Renter	Total	Person
Extremely Low	0	0	0	0
Low Mod	5	2	7	0
Moderate	3	0	3	0
Non Low Moderate	0	0	0	0
Total	8	2	10	0
Percent Low/Mod	100.0%	100.0%	100.0%	

Annual Accomplishments

Years	Accomplishment Narrative	# Benefitting
2019	This activity served 2 low/moderate income households with providing a lead abatement service.	
2020	This activity served 7 low/moderate income households by providing a lead abatement service in 2020	
2021	Lead Abatement Activities through Erie County Health Department for 5 households in 2021	



U.S. Department of Housing and Urban Development  
Office of Community Planning and Development  
Integrated Disbursement and Information System  
CDBG Activity Summary Report (GPR) for Program Year 2023  
LORAIN

Date: 12-Mar-2024  
Time: 14:52  
Page: 12

**PGM Year:** 2019  
**Project:** 0001 - Administration  
**IDIS Activity:** 1769 - Admin. Costs  
**Status:** Completed 12/14/2023 6:40:13 AM  
**Location:** ,

**Objective:**  
**Outcome:**  
**Matrix Code:** General Program Administration (21A) **National Objective:**

**Activity to prevent, prepare for, and respond to Coronavirus:** No

**Initial Funding Date:** 10/30/2019

**Description:**

Admin.  
costs to administer the 2019 Block Grant program

**Financing**

	Fund Type	Grant Year	Grant	Funded Amount	Drawn In Program Year	Drawn Thru Program Year
CDBG	EN	2019	B19MC390016	\$201,315.90	\$0.00	\$201,315.90
	PI			\$111,580.36	\$0.00	\$111,580.36
<b>Total</b>	<b>Total</b>			<b>\$312,896.26</b>	<b>\$0.00</b>	<b>\$312,896.26</b>

**Proposed Accomplishments**

**Actual Accomplishments**

Number assisted:

	Owner		Renter		Total		Person	
	Total	Hispanic	Total	Hispanic	Total	Hispanic	Total	Hispanic
White:					0	0		
Black/African American:					0	0		
Asian:					0	0		
American Indian/Alaskan Native:					0	0		
Native Hawaiian/Other Pacific Islander:					0	0		
American Indian/Alaskan Native & White:					0	0		
Asian White:					0	0		
Black/African American & White:					0	0		
American Indian/Alaskan Native & Black/African American:					0	0		
Other multi-racial:					0	0		
Asian/Pacific Islander:					0	0		
Hispanic:					0	0		

PR03 - LORAIN

Page: 12 of 170



U.S. Department of Housing and Urban Development  
Office of Community Planning and Development  
Integrated Disbursement and Information System  
CDBG Activity Summary Report (GPR) for Program Year 2023  
LORAIN

Date: 12-Mar-2024  
Time: 14:52  
Page: 13

**Total:** 0 0 0 0 0 0 0 0

Female-headed Households:

0

*Income Category:*

	Owner	Renter	Total	Person
Extremely Low			0	
Low Mod			0	
Moderate			0	
Non Low Moderate			0	
Total	0	0	0	0
Percent Low/Mod				

**Annual Accomplishments**

No data returned for this view. This might be because the applied filter excludes all data.



U.S. Department of Housing and Urban Development  
Office of Community Planning and Development  
Integrated Disbursement and Information System  
CDBG Activity Summary Report (GPR) for Program Year 2023  
LORAIN

Date: 12-Mar-2024  
Time: 14:52  
Page: 14

<b>PGM Year:</b>	2019		
<b>Project:</b>	0011 - Code Enforcement		
<b>IDIS Activity:</b>	1772 - Code Enforcement		
<b>Status:</b>	Completed 1/4/2023 12:00:00 AM	<b>Objective:</b>	Create suitable living environments
<b>Location:</b>	200 W Erie Ave Lorain, OH 44052-1606	<b>Outcome:</b>	Sustainability
		<b>Matrix Code:</b>	Code Enforcement (15)
		<b>National Objective:</b>	LMA

Activity to prevent, prepare for, and respond to Coronavirus: No

Initial Funding Date: 10/30/2019

**Description:**

Salary and expenses related to the code enforcement program.

**Financing**

	Fund Type	Grant Year	Grant	Funded Amount	Drawn In Program Year	Drawn Thru Program Year
CDBG	EN	2019	B19MC390016	\$15,155.15	\$0.00	\$15,155.15
	PI			\$289,900.69	\$0.00	\$289,900.69
<b>Total</b>	<b>Total</b>			<b>\$305,055.84</b>	<b>\$0.00</b>	<b>\$305,055.84</b>

**Proposed Accomplishments**

People (General) : 5,000

Total Population in Service Area: 68,760

Census Tract Percent Low / Mod: 57.91

**Annual Accomplishments**

Years	Accomplishment Narrative	# Benefitting
2019	This activity is for the cost of code enforcement personnel time.	



U.S. Department of Housing and Urban Development  
Office of Community Planning and Development  
Integrated Disbursement and Information System  
CDBG Activity Summary Report (GPR) for Program Year 2023  
LORAIN

Date: 12-Mar-2024  
Time: 14:52  
Page: 15

PGM Year:	2019				
Project:	0013 - Emergency Home Repair				
IDIS Activity:	1774 - Emergency Home Repair				
Status:	Canceled 3/1/2023 12:00:00 AM	Objective:	Create suitable living environments		
Location:	200 W Erie Ave Lorain, OH 44052-1606	Outcome:	Sustainability		
		Matrix Code:	Rehab; Single-Unit Residential (14A)	National Objective:	LMH

Activity to prevent, prepare for, and respond to Coronavirus: No

Initial Funding Date: 10/30/2019

Description:

Control account for Emergency Home Repairs

Financing

No data returned for this view. This might be because the applied filter excludes all data.

Proposed Accomplishments

Actual Accomplishments

Number assisted:

	Owner		Renter		Total		Person	
	Total	Hispanic	Total	Hispanic	Total	Hispanic	Total	Hispanic
White:	0	0	0	0	0	0	0	0
Black/African American:	0	0	0	0	0	0	0	0
Asian:	0	0	0	0	0	0	0	0
American Indian/Alaskan Native:	0	0	0	0	0	0	0	0
Native Hawaiian/Other Pacific Islander:	0	0	0	0	0	0	0	0
American Indian/Alaskan Native & White:	0	0	0	0	0	0	0	0
Asian White:	0	0	0	0	0	0	0	0
Black/African American & White:	0	0	0	0	0	0	0	0
American Indian/Alaskan Native & Black/African American:	0	0	0	0	0	0	0	0
Other multi-racial:	0	0	0	0	0	0	0	0
Asian/Pacific Islander:	0	0	0	0	0	0	0	0

PR03 - LORAIN

Page: 15 of 170



U.S. Department of Housing and Urban Development  
Office of Community Planning and Development  
Integrated Disbursement and Information System  
CDBG Activity Summary Report (GPR) for Program Year 2023  
LORAIN

Date: 12-Mar-2024  
Time: 14:52  
Page: 16

Hispanic:	0	0	0	0	0	0	0	0
<b>Total:</b>	<b>0</b>	<b>0</b>	<b>0</b>	<b>0</b>	<b>0</b>	<b>0</b>	<b>0</b>	<b>0</b>
Female-headed Households:	0		0		0			
Income Category:								
	<b>Owner</b>	<b>Renter</b>	<b>Total</b>		<b>Person</b>			
Extremely Low	0	0	0		0			
Low Mod	0	0	0		0			
Moderate	0	0	0		0			
Non Low Moderate	0	0	0		0			
Total	0	0	0		0			
Percent Low/Mod								

**Annual Accomplishments**

<b>Years</b>	<b>Accomplishment Narrative</b>	<b># Benefiting</b>
2020	This is a control account to hold fund for allocation to Emergency Home Repair projects.	



U.S. Department of Housing and Urban Development  
Office of Community Planning and Development  
Integrated Disbursement and Information System  
CDBG Activity Summary Report (GPR) for Program Year 2023  
LORAIN

Date: 12-Mar-2024  
Time: 14:52  
Page: 17

PGM Year:	2019				
Project:	0014 - Lead Hazard Control Grant Match				
IDIS Activity:	1783 - Lead Based Paint/Lead Hazards Testing/Abatement				
Status:	Open	Objective:	Create suitable living environments		
Location:	230 Washington Ave Lorain, OH 44052-1422	Outcome:	Sustainability		
		Matrix Code:	Lead-Based/Lead Hazard Test/Abate (14I)	National Objective:	LMH

Activity to prevent, prepare for, and respond to Coronavirus: No

Initial Funding Date: 12/06/2019

Description:

lead abatement

Financing

	Fund Type	Grant Year	Grant	Funded Amount	Drawn In Program Year	Drawn Thru Program Year
CDBG	EN	2019	B19MC390016	\$80,000.00	\$19,150.00	\$80,000.00
<b>Total</b>	<b>Total</b>			<b>\$80,000.00</b>	<b>\$19,150.00</b>	<b>\$80,000.00</b>

Proposed Accomplishments

Housing Units : 14

Actual Accomplishments

Number assisted:

	Owner		Renter		Total		Person	
	Total	Hispanic	Total	Hispanic	Total	Hispanic	Total	Hispanic
White:	6	2	3	0	9	2	0	0
Black/African American:	1	0	4	0	5	0	0	0
Asian:	0	0	0	0	0	0	0	0
American Indian/Alaskan Native:	0	0	0	0	0	0	0	0
Native Hawaiian/Other Pacific Islander:	0	0	0	0	0	0	0	0
American Indian/Alaskan Native & White:	0	0	0	0	0	0	0	0
Asian White:	0	0	0	0	0	0	0	0
Black/African American & White:	0	0	0	0	0	0	0	0
American Indian/Alaskan Native & Black/African American:	0	0	0	0	0	0	0	0
Other multi-racial:	0	0	0	0	0	0	0	0
Asian/Pacific Islander:	0	0	0	0	0	0	0	0
Hispanic:	0	0	0	0	0	0	0	0
<b>Total:</b>	<b>7</b>	<b>2</b>	<b>7</b>	<b>0</b>	<b>14</b>	<b>2</b>	<b>0</b>	<b>0</b>

PR03 - LORAIN

Page: 17 of 170



U.S. Department of Housing and Urban Development  
Office of Community Planning and Development  
Integrated Disbursement and Information System  
CDBG Activity Summary Report (GPR) for Program Year 2023  
LORAIN

Date: 12-Mar-2024  
Time: 14:52  
Page: 18

Female-headed Households: 2 5 7

Income Category:	Owner	Renter	Total	Person
Extremely Low	0	0	0	0
Low Mod	1	7	8	0
Moderate	4	0	4	0
Non Low Moderate	0	0	0	0
Total	5	7	12	0
Percent Low/Mod	100.0%	100.0%	100.0%	

Annual Accomplishments

Years	Accomplishment Narrative	# Benefitting
2020	As of 09/30/20 the City of Lorain is still using funding under activity 1748.	
2021	Lead Abatement Projects for the year 2021 with the new project funding to serve 2 household, whereas one household was funded partially under activity #1748 and partially under this activity 1783. The accomplishment for this one address is recorded under activity 1748.	
2022	12 households were served in 2022 to have lead abated in their homes.	





U.S. Department of Housing and Urban Development  
Office of Community Planning and Development  
Integrated Disbursement and Information System  
CDBG Activity Summary Report (GPR) for Program Year 2023  
LORAIN

Date: 12-Mar-2024  
Time: 14:52  
Page: 19

PGM Year:	2018		
Project:	0015 - Financial Literacy		
IDIS Activity:	1784 - Financial Literacy		
Status:	Completed 3/22/2023 12:00:00 AM	Objective:	Provide decent affordable housing
Location:	200 W Erie Ave Lorain, OH 44052-1606	Outcome:	Sustainability
		Matrix Code:	Housing Counseling only, under 24 CFR 5.100 (05U)
		National Objective:	LMH

Activity to prevent, prepare for, and respond to Coronavirus: No

Initial Funding Date: 12/06/2019

Description:

Financial literacy training for LMI people seeking to increase their credit rating and prepare themselves for the process of purchasing a home. Activity was reopened and closed on 32223 to correct the GranteePJ Activity ID from 05U\_LMH to 05U\_LMC and then to change it back to 05U\_LMH.

Financing

	Fund Type	Grant Year	Grant	Funded Amount	Drawn In Program Year	Drawn Thru Program Year
CDBG	EN	2019	B19MC390016	\$15,000.00	\$0.00	\$15,000.00
<b>Total</b>	<b>Total</b>			<b>\$15,000.00</b>	<b>\$0.00</b>	<b>\$15,000.00</b>

Proposed Accomplishments

Households (General) : 50

Actual Accomplishments

Number assisted:

	Owner		Renter		Total		Person	
	Total	Hispanic	Total	Hispanic	Total	Hispanic	Total	Hispanic
White:	28	28	0	0	28	28	0	0
Black/African American:	8	8	0	0	8	8	0	0
Asian:	0	0	0	0	0	0	0	0
American Indian/Alaskan Native:	0	0	0	0	0	0	0	0
Native Hawaiian/Other Pacific Islander:	0	0	0	0	0	0	0	0
American Indian/Alaskan Native & White:	1	1	0	0	1	1	0	0
Asian White:	0	0	0	0	0	0	0	0
Black/African American & White:	2	2	0	0	2	2	0	0
American Indian/Alaskan Native & Black/African American:	0	0	0	0	0	0	0	0
Other multi-racial:	36	36	0	0	36	36	0	0
Asian/Pacific Islander:	0	0	0	0	0	0	0	0
Hispanic:	0	0	0	0	0	0	0	0

PR03 - LORAIN

Page: 19 of 170



U.S. Department of Housing and Urban Development  
Office of Community Planning and Development  
Integrated Disbursement and Information System  
CDBG Activity Summary Report (GPR) for Program Year 2023  
LORAIN

Date: 12-Mar-2024  
Time: 14:52  
Page: 20

<b>Total:</b>	<b>75</b>	<b>75</b>	<b>0</b>	<b>0</b>	<b>75</b>	<b>75</b>	<b>0</b>	<b>0</b>
---------------	-----------	-----------	----------	----------	-----------	-----------	----------	----------

Female-headed Households:	53		0		53			
---------------------------	----	--	---	--	----	--	--	--

<i>Income Category:</i>	<b>Owner</b>	<b>Renter</b>	<b>Total</b>	<b>Person</b>
Extremely Low	23	0	23	0
Low Mod	18	0	18	0
Moderate	34	0	34	0
Non Low Moderate	0	0	0	0
Total	75	0	75	0
Percent Low/Mod	100.0%		100.0%	

**Annual Accomplishments**

<b>Years</b>	<b>Accomplishment Narrative</b>	<b># Benefitting</b>
2021	This activity has help 75 individuals by providing them a better understanding of financial situations and with understanding their credit score in the year 2020.	



U.S. Department of Housing and Urban Development  
Office of Community Planning and Development  
Integrated Disbursement and Information System  
CDBG Activity Summary Report (GPR) for Program Year 2023  
LORAIN

Date: 12-Mar-2024  
Time: 14:52  
Page: 21

**PGM Year:** 2019  
**Project:** 0010 - Park & Recreation Facility Improvements  
**IDIS Activity:** 1786 - Central Park  
**Status:** Open  
**Location:** 401 W 26th St Lorain, OH 44052-4823  
**Objective:** Create suitable living environments  
**Outcome:** Sustainability  
**Matrix Code:** Parks, Recreational Facilities (03F)  
**National Objective:** LMA

**Activity to prevent, prepare for, and respond to Coronavirus:** No

**Initial Funding Date:** 12/06/2019

**Description:**

Park improvements for Central Park include new water fountains. The funding was originally slated for paving (ERR#....4572) however, after meeting with the public properties department we determined the funding should be utilized for new play pieces due to a priority at the park. This Activity should be completed by late 2023. A new ERR is being conducted.

**Financing**

	Fund Type	Grant Year	Grant	Funded Amount	Drawn In Program Year	Drawn Thru Program Year
CDBG	EN	2019	B19MC390016	\$32,314.08	\$23,220.65	\$32,314.08
<b>Total</b>	<b>Total</b>			<b>\$32,314.08</b>	<b>\$23,220.65</b>	<b>\$32,314.08</b>

**Proposed Accomplishments**

Public Facilities : 1  
Total Population in Service Area: 7,545  
Census Tract Percent Low / Mod: 67.20

**Annual Accomplishments**

Years	Accomplishment Narrative	# Benefitting
2020	Two water fountains for \$8,520.10 were purchased.	
2021	The remaining balance of this activity is allocated to the paving project. Due to unforeseen circumstances caused by the lack of quotes and increased costs of the project, this project cannot be completed prior to the oncoming cold weather. This project will be bid out in the spring. We are actively working with the Engineering Department to compile this bid.	
2022	The remaining funding will be utilized towards purchasing and installing new playground pieces for Central Park. Due to various difficulties in completing the original paving and pavilion projects and discussing further the prioritized needs for the park with Public Properties Director Lori Garcia and Councilwoman Pam Carter, we have identified the need to shift our priority to individual playground pieces. This should be completed by the end of 2023.	
2023	A new swing set, slide, and climbing structure were purchased and installed for \$49,571.53. \$32,314.08 of that total was drawn from this activity and the remaining \$17,257.45 was drawn from activity #1903.	

PR03 - LORAIN

Page: 21 of 170



U.S. Department of Housing and Urban Development  
Office of Community Planning and Development  
Integrated Disbursement and Information System  
CDBG Activity Summary Report (GPR) for Program Year 2023  
LORAIN

Date: 12-Mar-2024  
Time: 14:52  
Page: 22

PGM Year:	2019					
Project:	0010 - Park & Recreation Facility Improvements					
IDIS Activity:	1787 - Oakwood Park					
Status:	Open			Objective:	Create suitable living environments	
Location:	2047 E 36th St Lorain, OH 44055			Outcome:	Sustainability	
				Matrix Code:	Parks, Recreational Facilities (03F)	National Objective:

Activity to prevent, prepare for, and respond to Coronavirus: No

Initial Funding Date: 12/06/2019

Description:

Playground equipment & zipline GrillsPickleballshuffleboard court Underground storage tank removal&DA merry-go-round (spinner)Drinking Fountains

Financing

	Fund Type	Grant Year	Grant	Funded Amount	Drawn In Program Year	Drawn Thru Program Year
CDBG	EN	2016	B16MC390016	\$105.43	\$0.00	\$105.43
		2019	B19MC390016	\$66,766.53	\$8,111.78	\$66,766.53
	PI			\$13,281.04	\$0.00	\$13,281.04
Total	Total			\$80,153.00	\$8,111.78	\$80,153.00

Proposed Accomplishments

Public Facilities : 1

Total Population in Service Area: 20,590

Census Tract Percent Low / Mod: 68.99

Annual Accomplishments

Years	Accomplishment Narrative	# Benefitting
2020	The City of Lorain continues to prioritize park improvements as a part of the current Con Plan. The following items were purchased for Oakwood Park: Playground equipment & zipline for \$23,060., Grills, Pickleball/shuffleboard court \$12,491.06, Underground storage tank removal \$341.33, ADA merry-go-round (spinner), water fountains. Photos will be cataloged onsite at the City of Lorain Building, Housing and Planning Department.	



U.S. Department of Housing and Urban Development  
Office of Community Planning and Development  
Integrated Disbursement and Information System  
CDBG Activity Summary Report (GPR) for Program Year 2023  
LORAIN

Date: 12-Mar-2024  
Time: 14:52  
Page: 23

PGM Year:	2019		
Project:	0005 - We Care We Share		
IDIS Activity:	1791 - We Care We Share		
Status:	Open	Objective:	Create economic opportunities
Location:	1888 E 31st St Lorain, OH 44055-1774	Outcome:	Availability/accessibility
		Matrix Code:	Employment Training (05H)
		National Objective:	LMC

Activity to prevent, prepare for, and respond to Coronavirus: No

Initial Funding Date: 12/06/2019

Description:

Implement a Workforce Development program that will consist of online training, hands on training, and mentoring in order to help provide the necessary skills to set the clients on a path towards permanent employment.

Financing

	Fund Type	Grant Year	Grant	Funded Amount	Drawn In Program Year	Drawn Thru Program Year
CDBG	EN	2019	B19MC390016	\$7,057.64	\$0.00	\$7,057.64
<b>Total</b>	<b>Total</b>			<b>\$7,057.64</b>	<b>\$0.00</b>	<b>\$7,057.64</b>

Proposed Accomplishments

People (General) : 600

Actual Accomplishments

Number assisted:

	Owner		Renter		Total		Person	
	Total	Hispanic	Total	Hispanic	Total	Hispanic	Total	Hispanic
White:	0	0	0	0	0	0	0	0
Black/African American:	0	0	0	0	0	0	0	0
Asian:	0	0	0	0	0	0	0	0
American Indian/Alaskan Native:	0	0	0	0	0	0	0	0
Native Hawaiian/Other Pacific Islander:	0	0	0	0	0	0	0	0
American Indian/Alaskan Native & White:	0	0	0	0	0	0	0	0
Asian White:	0	0	0	0	0	0	0	0
Black/African American & White:	0	0	0	0	0	0	0	0
American Indian/Alaskan Native & Black/African American:	0	0	0	0	0	0	0	0
Other multi-racial:	0	0	0	0	0	0	0	0
Asian/Pacific Islander:	0	0	0	0	0	0	0	0
Hispanic:	0	0	0	0	0	0	0	0

PR03 - LORAIN

Page: 23 of 170



U.S. Department of Housing and Urban Development  
Office of Community Planning and Development  
Integrated Disbursement and Information System  
CDBG Activity Summary Report (GPR) for Program Year 2023  
LORAIN

Date: 12-Mar-2024  
Time: 14:52  
Page: 24

Total: 0 0 0 0 0 0 0 0

Female-headed Households: 0 0 0

Income Category: Owner Renter Total Person  
Extremely Low 0 0 0 0  
Low Mod 0 0 0 0  
Moderate 0 0 0 0  
Non Low Moderate 0 0 0 0  
Total 0 0 0 0  
Percent Low/Mod

Annual Accomplishments

Years	Accomplishment Narrative	# Benefiting
2020	The software and equipment for this activity have been purchased. We Care We Share said the program was unable to begin as of April 2021 due to COVID-19. The City of Lorain has been unable to communicate with We Care We Share to schedule an on-site monitoring nor determine whether the program has begun and if it is in compliance. This program is currently at risk of termination.	



U.S. Department of Housing and Urban Development  
Office of Community Planning and Development  
Integrated Disbursement and Information System  
CDBG Activity Summary Report (GPR) for Program Year 2023  
LORAIN

Date: 12-Mar-2024  
Time: 14:52  
Page: 25

PGM Year:	2020				
Project:	0026 - Neighborhood Alliance				
IDIS Activity:	1840 - Neighborhood Alliance				
Status:	Completed 2/7/2023 12:00:00 AM	Objective:	Provide decent affordable housing		
Location:	1536 E 30th St Lorain, OH 44055-1612	Outcome:	Affordability		
		Matrix Code:	Operating Costs of Homeless/AIDS Patients Programs (03T)	National Objective:	LMC

Activity to prevent, prepare for, and respond to Coronavirus: Yes

Initial Funding Date: 09/14/2020

Description:

Homeless assistance to provide emergency housing assistance in response to COVID-19.  
Prevent, prepare for, and respond to coronavirus.

Financing

	Fund Type	Grant Year	Grant	Funded Amount	Drawn In Program Year	Drawn Thru Program Year
CDBG	EN	2020	B20MW390016	\$53,862.51	\$0.00	\$53,862.51
<b>Total</b>	<b>Total</b>			<b>\$53,862.51</b>	<b>\$0.00</b>	<b>\$53,862.51</b>

Proposed Accomplishments

People (General) : 1

Actual Accomplishments

Number assisted:

	Owner		Renter		Total		Person	
	Total	Hispanic	Total	Hispanic	Total	Hispanic	Total	Hispanic
White:	0	0	0	0	0	0	29	4
Black/African American:	0	0	0	0	0	0	7	1
Asian:	0	0	0	0	0	0	0	0
American Indian/Alaskan Native:	0	0	0	0	0	0	0	0
Native Hawaiian/Other Pacific Islander:	0	0	0	0	0	0	0	0
American Indian/Alaskan Native & White:	0	0	0	0	0	0	0	0
Asian White:	0	0	0	0	0	0	0	0
Black/African American & White:	0	0	0	0	0	0	0	0
American Indian/Alaskan Native & Black/African American:	0	0	0	0	0	0	0	0
Other multi-racial:	0	0	0	0	0	0	0	0
Asian/Pacific Islander:	0	0	0	0	0	0	0	0
Hispanic:	0	0	0	0	0	0	0	0

PR03 - LORAIN

Page: 25 of 170



U.S. Department of Housing and Urban Development  
Office of Community Planning and Development  
Integrated Disbursement and Information System  
CDBG Activity Summary Report (GPR) for Program Year 2023  
LORAIN

Date: 12-Mar-2024  
Time: 14:52  
Page: 26

<b>Total:</b>	<b>0</b>	<b>0</b>	<b>0</b>	<b>0</b>	<b>0</b>	<b>0</b>	<b>36</b>	<b>5</b>
Female-headed Households:	0		0		0			
<i>Income Category:</i>	<b>Owner</b>	<b>Renter</b>	<b>Total</b>	<b>Person</b>				
Extremely Low	0	0	0	36				
Low Mod	0	0	0	0				
Moderate	0	0	0	0				
Non Low Moderate	0	0	0	0				
Total	0	0	0	36				
Percent Low/Mod				100.0%				

**Annual Accomplishments**

<b>Years</b>	<b>Accomplishment Narrative</b>	<b># Benefitting</b>
2020	Neighborhood Alliance has utilized the majority of the funding to house 19 households in motels between November 2020 and April 2021. Neighborhood Alliance has submitted a request for reimbursement but additional documentation is needed. The City of Lorain and Neighborhood Alliance are working together to ensure all necessary reports and documentation is accurate. The City of Lorain conducted a monitoring in September 2021 and found no concerns with the program.	
2021	Neighborhood Alliance has utilized \$53,862.51 to temporarily house 36 persons (19 households) in motels between November 2020 and April 2021. Due to the timing of the invoice and a delay in reimbursement to ensure compliance, all persons are counted towards 2021 accomplishments. Neighborhood Alliance chose to not use the remaining balance of their funding as they were able to subsidize the funding for Lorain residents elsewhere.	





U.S. Department of Housing and Urban Development  
Office of Community Planning and Development  
Integrated Disbursement and Information System  
CDBG Activity Summary Report (GPR) for Program Year 2023  
LORAIN

Date: 12-Mar-2024  
Time: 14:52  
Page: 27

<b>PGM Year:</b>	2020		
<b>Project:</b>	0025 - Second Harvest Food Delivery		
<b>IDIS Activity:</b>	1841 - Second Harvest Food Bank		
<b>Status:</b>	Completed 2/7/2023 12:00:00 AM	<b>Objective:</b>	Create suitable living environments
<b>Location:</b>	5510 Baumhart Rd Lorain, OH 44053-2000	<b>Outcome:</b>	Availability/accessibility
		<b>Matrix Code:</b>	Food Banks (05W)
		<b>National Objective:</b>	LMA

Activity to prevent, prepare for, and respond to Coronavirus: Yes

Initial Funding Date: 09/14/2020

**Description:**

Increased food bank distribution through Second Harvest Food Bank of North Central Ohio.  
To prevent, prepare for, and respond to coronavirus.

**Financing**

	Fund Type	Grant Year	Grant	Funded Amount	Drawn In Program Year	Drawn Thru Program Year
CDBG	EN	2020	B20MW390016	\$70,576.00	\$0.00	\$70,576.00
<b>Total</b>	<b>Total</b>			<b>\$70,576.00</b>	<b>\$0.00</b>	<b>\$70,576.00</b>

**Proposed Accomplishments**

People (General) : 45,000  
Total Population in Service Area: 68,760  
Census Tract Percent Low / Mod: 57.91

**Annual Accomplishments**

Years	Accomplishment Narrative	# Benefitting
2020	Second Harvest Food Bank will begin to utilize this funding in the new year, when it is needed, to prevent duplication of benefits.	
2021	\$42,759.09 was utilized from January-December 2021 to assist 15,085 residents across 6 locations including GJW, Longfellow, Lorain High, El Centro/Oakwood, Black River Landing, and Pathways.	
2022	\$27,816.19 was utilized from January-August 2022 to assist 10,289 residents across 4 locations including GJW/Lorain High, Longfellow, El Centro/Oakwood, and Black River Landing.	



U.S. Department of Housing and Urban Development  
Office of Community Planning and Development  
Integrated Disbursement and Information System  
CDBG Activity Summary Report (GPR) for Program Year 2023  
LORAIN

Date: 12-Mar-2024  
Time: 14:52  
Page: 28

<b>PGM Year:</b>	2020		
<b>Project:</b>	0004 - Minor Home Repairs for Seniors		
<b>IDIS Activity:</b>	1843 - Senior Home Repair		
<b>Status:</b>	Open	<b>Objective:</b>	Create suitable living environments
<b>Location:</b>	200 W Erie Ave Lorain, OH 44052-1606	<b>Outcome:</b>	Affordability
		<b>Matrix Code:</b>	Senior Services (05A)
		<b>National Objective:</b>	LMC

Activity to prevent, prepare for, and respond to Coronavirus: No

Initial Funding Date: 09/14/2020

**Description:**

This program is designed to assist senior and elderly homeowners with minor repairs to the interior or exterior of their homes. Applicants who qualify may have one minor repair conducted to maintain ownership, so they may age in place.

**Financing**

	Fund Type	Grant Year	Grant	Funded Amount	Drawn In Program Year	Drawn Thru Program Year
CDBG	PI			\$25,000.00	\$10,214.20	\$17,273.20
<b>Total</b>	<b>Total</b>			<b>\$25,000.00</b>	<b>\$10,214.20</b>	<b>\$17,273.20</b>

**Proposed Accomplishments**

People (General) : 5

**Actual Accomplishments**

Number assisted:

	Owner		Renter		Total		Person	
	Total	Hispanic	Total	Hispanic	Total	Hispanic	Total	Hispanic
White:	0	0	0	0	0	0	3	0
Black/African American:	0	0	0	0	0	0	1	0
Asian:	0	0	0	0	0	0	0	0
American Indian/Alaskan Native:	0	0	0	0	0	0	0	0
Native Hawaiian/Other Pacific Islander:	0	0	0	0	0	0	0	0
American Indian/Alaskan Native & White:	0	0	0	0	0	0	0	0
Asian White:	0	0	0	0	0	0	0	0
Black/African American & White:	0	0	0	0	0	0	0	0
American Indian/Alaskan Native & Black/African American:	0	0	0	0	0	0	0	0
Other multi-racial:	0	0	0	0	0	0	1	1
Asian/Pacific Islander:	0	0	0	0	0	0	0	0
Hispanic:	0	0	0	0	0	0	0	0

PR03 - LORAIN

Page: 28 of 170



U.S. Department of Housing and Urban Development  
Office of Community Planning and Development  
Integrated Disbursement and Information System  
CDBG Activity Summary Report (GPR) for Program Year 2023  
LORAIN

Date: 12-Mar-2024  
Time: 14:52  
Page: 29

**Total:** 0 0 0 0 0 0 5 1

Female-headed Households: 0 0 0

**Income Category:**

	Owner	Renter	Total	Person
Extremely Low	0	0	0	1
Low Mod	0	0	0	1
Moderate	0	0	0	2
Non Low Moderate	0	0	0	0
Total	0	0	0	4
Percent Low/Mod				100.0%

**Annual Accomplishments**

Years	Accomplishment Narrative	# Benefitting
2020	This program has not yet been started. They have started a list of people they will be contacting and will be starting after the first of the year and hope to being work once weather breaks.	
2021		
2022	In the year 2022, two households received minor repairs to their home. Stairs were installed for one homeowner, and new gutters were installed for another homeowner.	
2023	In 2023, 4 households were provided assistance. One household had a shed demolished; one household received electrical repairs; one household received chimney repairs; and the final household received a spigot replacement.	
2024	In 2024, two households received assistance. One household received a porch replacement and one household received a stair replacement.	



U.S. Department of Housing and Urban Development  
Office of Community Planning and Development  
Integrated Disbursement and Information System  
CDBG Activity Summary Report (GPR) for Program Year 2023  
LORAIN

Date: 12-Mar-2024  
Time: 14:52  
Page: 30

PGM Year:	2020		
Project:	0027 - Urban League Subsistence Payments		
IDIS Activity:	1844 - Urban League - EAP - Rent/Mortgage Assistance		
Status:	Open	Objective:	Provide decent affordable housing
Location:	200 Middle Ave Suite #200 Elyria, OH 44035-5625	Outcome:	Affordability
		Matrix Code:	Subsistence Payment (05Q)
		National Objective:	LMC

Activity to prevent, prepare for, and respond to Coronavirus: Yes

Initial Funding Date: 09/14/2020

Description:

CDBG-CV funding will be utilized by the Lorain County Urban League to prepare and respond to the COVID-19 pandemic by administering an Emergency Assistance Program (EAP). EAP will include rent, mortgage, and utility assistance to LMI residents who are facing the risk of eviction, foreclosure, and/or disconnection of utility services to maintain safe, adequate, and stable housing while preventing homelessness. This activity will provide assistance for rent, utilities, and mortgage assistance. 11624: Activity #1962 which was designated for utility assistance was canceled and all funds (\$10,000) were moved to this activity to cover additional rent and mortgage assistance as this form of assistance has been the priority need.

Financing

	Fund Type	Grant Year	Grant	Funded Amount	Drawn In Program Year	Drawn Thru Program Year
CDBG	EN	2020	B20MW390016	\$279,478.91	\$171,856.14	\$240,314.80
<b>Total</b>	<b>Total</b>			<b>\$279,478.91</b>	<b>\$171,856.14</b>	<b>\$240,314.80</b>

Proposed Accomplishments

People (General) : 225

Actual Accomplishments

Number assisted:

	Owner		Renter		Total		Person	
	Total	Hispanic	Total	Hispanic	Total	Hispanic	Total	Hispanic
White:	0	0	0	0	0	0	17	2
Black/African American:	0	0	0	0	0	0	37	3
Asian:	0	0	0	0	0	0	0	0
American Indian/Alaskan Native:	0	0	0	0	0	0	0	0
Native Hawaiian/Other Pacific Islander:	0	0	0	0	0	0	0	0
American Indian/Alaskan Native & White:	0	0	0	0	0	0	1	0
Asian White:	0	0	0	0	0	0	0	0
Black/African American & White:	0	0	0	0	0	0	6	3
American Indian/Alaskan Native & Black/African American:	0	0	0	0	0	0	0	0
Other multi-racial:	0	0	0	0	0	0	17	14

PR03 - LORAIN

Page: 30 of 170



U.S. Department of Housing and Urban Development  
Office of Community Planning and Development  
Integrated Disbursement and Information System  
CDBG Activity Summary Report (GPR) for Program Year 2023  
LORAIN

Date: 12-Mar-2024  
Time: 14:52  
Page: 31

Asian/Pacific Islander:	0	0	0	0	0	0	0	0
Hispanic:	0	0	0	0	0	0	0	0
<b>Total:</b>	<b>0</b>	<b>0</b>	<b>0</b>	<b>0</b>	<b>0</b>	<b>0</b>	<b>78</b>	<b>22</b>
Female-headed Households:	0		0		0			

Income Category:	Owner	Renter	Total	Person
Extremely Low	0	0	0	56
Low Mod	0	0	0	17
Moderate	0	0	0	5
Non Low Moderate	0	0	0	0
Total	0	0	0	78
Percent Low/Mod				100.0%

Annual Accomplishments

Years	Accomplishment Narrative	# Benefitting
2020	The program has faced various difficulties due to limited guidance, missing documentation, and an abundance of other funding available to provide rental and utility assistance. So far, only \$3,243.90 has been provided rental assistance and administrative costs for 2 residents. The City of Lorain and Urban League have worked together to move this program forward. The City of Lorain has begun marketing the program to assist with outreach and will conduct an additional monitoring at the end of the year to determine whether or not the program is still needed.	
2022	The City of Lorain is working with the Urban League to reevaluate the program and its structure to meet the current needs of the community and overall improve program accessibility and efficiency. The City of Lorain will be submitting a minor amendment soon to add mortgage assistance to the program. Once the City and the Urban League amended the program, the Urban League was able to assist 35 residents with rent and mortgage assistance covering months April - November 2022 for \$65,214.76.	
2023	Urban League utilized \$27,650.49 in admin funding to assist 78 residents with rent and mortgage assistance in the amount of \$183,369.76 covering months May 2022 - December 2023. 74 residents received rental assistance and 4 residents received mortgage assistance.	



U.S. Department of Housing and Urban Development  
Office of Community Planning and Development  
Integrated Disbursement and Information System  
CDBG Activity Summary Report (GPR) for Program Year 2023  
LORAIN

Date: 12-Mar-2024  
Time: 14:52  
Page: 32

PGM Year:	2020		
Project:	0011 - Code Enforcement		
IDIS Activity:	1846 - Code Enforcement		
Status:	Completed 2/16/2023 12:00:00 AM	Objective:	Create suitable living environments
Location:	200 W Erie Ave BHP 5th Floor Lorain, OH 44052-1606	Outcome:	Affordability
		Matrix Code:	Code Enforcement (15)
		National Objective:	LMA

Activity to prevent, prepare for, and respond to Coronavirus: No

Initial Funding Date: 09/14/2020

Description:

Salary and expenses related to the code enforcement program.

Financing

	Fund Type	Grant Year	Grant	Funded Amount	Drawn In Program Year	Drawn Thru Program Year
CDBG	EN	Pre-2015		\$2,640.98	\$0.00	\$0.00
		2014	B14MC390016		\$0.00	\$2,640.98
		2020	B20MC390016	\$287,373.91	\$0.00	\$287,373.91
Total	Total			\$290,014.89	\$0.00	\$290,014.89

Proposed Accomplishments

Housing Units : 1

Total Population in Service Area: 68,760

Census Tract Percent Low / Mod: 57.91

Annual Accomplishments

Years	Accomplishment Narrative	# Benefitting
2020	Code enforcement inspectors had cited 1,258 houses during all of 2020 for a code violation. Of these 1,258 citations 403 of them were abated by the homeowner themselves.	



U.S. Department of Housing and Urban Development  
Office of Community Planning and Development  
Integrated Disbursement and Information System  
CDBG Activity Summary Report (GPR) for Program Year 2023  
LORAIN

Date: 12-Mar-2024  
Time: 14:52  
Page: 33

<b>PGM Year:</b>	2020		
<b>Project:</b>	0015 - Emergency Home Repair		
<b>IDIS Activity:</b>	1862 - Rehab Salaries, Fringes, & Other Costs		
<b>Status:</b>	Completed 3/1/2023 12:00:00 AM	<b>Objective:</b>	Create suitable living environments
<b>Location:</b>	200 W Erie Ave Lorain, OH 44052-1606	<b>Outcome:</b>	Sustainability
		<b>Matrix Code:</b>	Rehabilitation Administration (14H)
		<b>National Objective:</b>	LMH

Activity to prevent, prepare for, and respond to Coronavirus: No

Initial Funding Date: 10/29/2020

**Description:**

Salaries, fringes, and other costs associated with payroll expenses for emergency rehab projects. This activity is associated with the following activities: 1795, 1827, 1848, 1847, 1779, 1838, 1730, 1849, 1850, 1799, 1778, 1856 (RD)

**Financing**

	Fund Type	Grant Year	Grant	Funded Amount	Drawn In Program Year	Drawn Thru Program Year
CDBG	EN	2018	B18MC390016	\$1,457.50	\$0.00	\$1,457.50
		2019	B19MC390016	\$6,243.90	\$0.00	\$6,243.90
		2020	B20MC390016	\$1,661.82	\$0.00	\$1,661.82
		2021	B21MC390016	\$2,424.58	\$0.00	\$2,424.58
	PI			\$46,048.52	\$0.00	\$46,048.52
<b>Total</b>	<b>Total</b>			<b>\$57,836.32</b>	<b>\$0.00</b>	<b>\$57,836.32</b>

**Proposed Accomplishments**

**Actual Accomplishments**

Number assisted:

	Owner		Renter		Total		Person	
	Total	Hispanic	Total	Hispanic	Total	Hispanic	Total	Hispanic
White:	0	0	0	0	0	0	0	0
Black/African American:	0	0	0	0	0	0	0	0
Asian:	0	0	0	0	0	0	0	0
American Indian/Alaskan Native:	0	0	0	0	0	0	0	0
Native Hawaiian/Other Pacific Islander:	0	0	0	0	0	0	0	0
American Indian/Alaskan Native & White:	0	0	0	0	0	0	0	0
Asian White:	0	0	0	0	0	0	0	0
Black/African American & White:	0	0	0	0	0	0	0	0
American Indian/Alaskan Native & Black/African American:	0	0	0	0	0	0	0	0
Other multi-racial:	0	0	0	0	0	0	0	0

PR03 - LORAIN

Page: 33 of 170



U.S. Department of Housing and Urban Development  
Office of Community Planning and Development  
Integrated Disbursement and Information System  
CDBG Activity Summary Report (GPR) for Program Year 2023  
LORAIN

Date: 12-Mar-2024  
Time: 14:52  
Page: 34

Asian/Pacific Islander:	0	0	0	0	0	0	0	0
Hispanic:	0	0	0	0	0	0	0	0
<b>Total:</b>	<b>0</b>	<b>0</b>	<b>0</b>	<b>0</b>	<b>0</b>	<b>0</b>	<b>0</b>	<b>0</b>
Female-headed Households:	0		0		0			

Income Category:	Owner	Renter	Total	Person
Extremely Low	0	0	0	0
Low Mod	0	0	0	0
Moderate	0	0	0	0
Non Low Moderate	0	0	0	0
Total	0	0	0	0
Percent Low/Mod				

Annual Accomplishments

Years	Accomplishment Narrative	# Benefitting
2020	Salary and fringes for the following activities 1868, 1856, 1850 and 1849.	





U.S. Department of Housing and Urban Development  
Office of Community Planning and Development  
Integrated Disbursement and Information System  
CDBG Activity Summary Report (GPR) for Program Year 2023  
LORAIN

Date: 12-Mar-2024  
Time: 14:52  
Page: 35

PGM Year:	2019		
Project:	0024 - Central Park Security Cameras		
IDIS Activity:	1871 - Cameras for Central Park		
Status:	Completed 2/17/2023 12:00:00 AM	Objective:	Create suitable living environments
Location:	2800 Oakdale Ave Lorain, OH 44055-1056	Outcome:	Sustainability
		Matrix Code:	Crime Awareness (05i)
		National Objective:	LMA

Activity to prevent, prepare for, and respond to Coronavirus: No

Initial Funding Date: 12/22/2020

Description:

Security cameras were installed at Central Park to increase safety within the park.

Financing

	Fund Type	Grant Year	Grant	Funded Amount	Drawn In Program Year	Drawn Thru Program Year
CDBG	EN	2019	B19MC390016	\$36,327.00	\$0.00	\$36,327.00
	PI			\$3,777.16	\$0.00	\$3,777.16
Total	Total			\$40,104.16	\$0.00	\$40,104.16

Proposed Accomplishments

People (General) : 12,070

Total Population in Service Area: 12,070

Census Tract Percent Low / Mod: 63.75

Annual Accomplishments

Years	Accomplishment Narrative	# Benefitting
2019	Need to finalize the contract with vendor. Install security cameras in Central Park for the safety of the patrons.	
2022	There are two cameras that have been installed and have been successfully connected to the service provider. The cameras will be monitored by our Police Department.	



U.S. Department of Housing and Urban Development  
Office of Community Planning and Development  
Integrated Disbursement and Information System  
CDBG Activity Summary Report (GPR) for Program Year 2023  
LORAIN

Date: 12-Mar-2024  
Time: 14:52  
Page: 36

PGM Year: 2020  
Project: 0021 - COVID-19 Admin  
IDIS Activity: 1875 - Admin. Costs - CDBG-CVIII

Status: Open  
Location: ,

Objective:  
Outcome:  
Matrix Code: General Program Administration (21A) National Objective:

Activity to prevent, prepare for, and respond to Coronavirus: Yes

Initial Funding Date: 01/08/2021

Description:

Admin.  
costs to administer the 2020 Block Grant program (CDBG-CVIII) Funds.  
Activity to prevent, prepare for, and respond to coronavirus.

Financing

	Fund Type	Grant Year	Grant	Funded Amount	Drawn In Program Year	Drawn Thru Program Year
CDBG	EN	2020	B20MW390016	\$60,395.40	\$35,758.61	\$55,792.91
<b>Total</b>	<b>Total</b>			<b>\$60,395.40</b>	<b>\$35,758.61</b>	<b>\$55,792.91</b>

Proposed Accomplishments

Actual Accomplishments

Number assisted:

	Owner		Renter		Total		Person	
	Total	Hispanic	Total	Hispanic	Total	Hispanic	Total	Hispanic
White:					0	0		
Black/African American:					0	0		
Asian:					0	0		
American Indian/Alaskan Native:					0	0		
Native Hawaiian/Other Pacific Islander:					0	0		
American Indian/Alaskan Native & White:					0	0		
Asian White:					0	0		
Black/African American & White:					0	0		
American Indian/Alaskan Native & Black/African American:					0	0		
Other multi-racial:					0	0		
Asian/Pacific Islander:					0	0		
Hispanic:					0	0		
<b>Total:</b>	<b>0</b>	<b>0</b>	<b>0</b>	<b>0</b>	<b>0</b>	<b>0</b>	<b>0</b>	<b>0</b>

PR03 - LORAIN

Page: 36 of 170



U.S. Department of Housing and Urban Development  
Office of Community Planning and Development  
Integrated Disbursement and Information System  
CDBG Activity Summary Report (GPR) for Program Year 2023  
LORAIN

Date: 12-Mar-2024  
Time: 14:52  
Page: 37

Female-headed Households:

0

Income Category:

	Owner	Renter	Total	Person
Extremely Low			0	
Low Mod			0	
Moderate			0	
Non Low Moderate			0	
Total	0	0	0	0
Percent Low/Mod				

**Annual Accomplishments**

No data returned for this view. This might be because the applied filter excludes all data.



U.S. Department of Housing and Urban Development  
Office of Community Planning and Development  
Integrated Disbursement and Information System  
CDBG Activity Summary Report (GPR) for Program Year 2023  
LORAIN

Date: 12-Mar-2024  
Time: 14:52  
Page: 38

**PGM Year:** 2020  
**Project:** 0012 - Oakwood Pool Facilities improvements  
**IDIS Activity:** 1878 - Oakwood Park Pool Facilities

**Status:** Open  
**Location:** 2047 E 36th St Lorain, OH 44055

**Objective:** Create suitable living environments  
**Outcome:** Availability/accessibility  
**Matrix Code:** Parks, Recreational Facilities (03F)

**National Objective:** LMA

**Activity to prevent, prepare for, and respond to Coronavirus:** No

**Initial Funding Date:** 12/30/2020

**Description:**

Oakwood pool park and recreational facility improvement

**Financing**

	Fund Type	Grant Year	Grant	Funded Amount	Drawn In Program Year	Drawn Thru Program Year
CDBG	EN	2019	B19MC390016	\$15,000.00	\$0.00	\$15,000.00
		2020	B20MC390016	\$449,378.68	\$338,300.49	\$449,378.68
		2021	B21MC390016	\$173,502.20	\$173,502.20	\$173,502.20
	PI			\$207,587.48	\$0.00	\$205,587.48
<b>Total</b>	<b>Total</b>			<b>\$845,468.36</b>	<b>\$511,802.69</b>	<b>\$843,468.36</b>

**Proposed Accomplishments**

Public Facilities : 1  
Total Population in Service Area: 17,695  
Census Tract Percent Low / Mod: 68.58

**Annual Accomplishments**

Years	Accomplishment Narrative	# Benefiting
2020	Architect under contract and plan development stages for pool permitting. Oakwood pool park and recreational facility improvement.	



U.S. Department of Housing and Urban Development  
Office of Community Planning and Development  
Integrated Disbursement and Information System  
CDBG Activity Summary Report (GPR) for Program Year 2023  
LORAIN

Date: 12-Mar-2024  
Time: 14:52  
Page: 39

PGM Year:	2020		
Project:	0002 - Urban League (Senior Services)		
IDIS Activity:	1884 - Urban League (Senior Services)		
Status:	Completed 1/17/2023 12:00:00 AM	Objective:	Provide decent affordable housing
Location:	220 Middle Ave Elyria, OH 44035-5629	Outcome:	Sustainability
		Matrix Code:	Senior Services (05A)
		National Objective:	LMC

Activity to prevent, prepare for, and respond to Coronavirus: No

Initial Funding Date: 02/26/2021

Description:

The Lorain County Urban League in partnership with Lorain County Office on Aging, FrenchCreek YMCA, AARP, and Lorain Arts Council will provide Lunch & Learn workshops for low-to-moderate-income (LMI) seniors (aged 62 and up) residing in the City of Lorain. These educational workshops are intended to preserve and protect Lorain seniors while promoting independence and community awareness. These workshops will be held at LMI complexes; John E. Kennedy Plaza, International Plaza, and Lakeview Plaza with a minimum of 10 attendees at each location.

Financing

	Fund Type	Grant Year	Grant	Funded Amount	Drawn In Program Year	Drawn Thru Program Year
CDBG	EN	2020	B20MC390016	\$5,000.00	\$0.00	\$5,000.00
Total	Total			\$5,000.00	\$0.00	\$5,000.00

Proposed Accomplishments

People (General) : 25

Actual Accomplishments

Number assisted:

	Owner		Renter		Total		Person	
	Total	Hispanic	Total	Hispanic	Total	Hispanic	Total	Hispanic
White:	0	0	0	0	0	0	6	1
Black/African American:	0	0	0	0	0	0	7	0
Asian:	0	0	0	0	0	0	1	0
American Indian/Alaskan Native:	0	0	0	0	0	0	0	0
Native Hawaiian/Other Pacific Islander:	0	0	0	0	0	0	0	0
American Indian/Alaskan Native & White:	0	0	0	0	0	0	0	0
Asian White:	0	0	0	0	0	0	0	0
Black/African American & White:	0	0	0	0	0	0	0	0
American Indian/Alaskan Native & Black/African American:	0	0	0	0	0	0	0	0
Other multi-racial:	0	0	0	0	0	0	8	5

PR03 - LORAIN

Page: 39 of 170



U.S. Department of Housing and Urban Development  
Office of Community Planning and Development  
Integrated Disbursement and Information System  
CDBG Activity Summary Report (GPR) for Program Year 2023  
LORAIN

Date: 12-Mar-2024  
Time: 14:52  
Page: 40

Asian/Pacific Islander:	0	0	0	0	0	0	0	0
Hispanic:	0	0	0	0	0	0	0	0
<b>Total:</b>	<b>0</b>	<b>0</b>	<b>0</b>	<b>0</b>	<b>0</b>	<b>0</b>	<b>22</b>	<b>6</b>
Female-headed Households:	0		0		0			

Income Category:	Owner	Renter	Total	Person
Extremely Low	0	0	0	17
Low Mod	0	0	0	1
Moderate	0	0	0	2
Non Low Moderate	0	0	0	0
Total	0	0	0	20
Percent Low/Mod				100.0%

Annual Accomplishments

Years	Accomplishment Narrative	# Benefitting
2021	This program was able to hold 4 workshops, each, at International Plaza, Kennedy Plaza, and Lakeview Plaza in November and December 2021. The program was able to assist 18 eligible seniors. The Urban League had faced various difficulties with scheduling due to the ever-changing risks and restrictions caused by COVID-19. Due to this, the City of Lorain has extended the program into 2022 and will conduct an on-site monitoring once workshops are scheduled.	
2022	<p>In 2022, the program was able to continue with workshops predominately held at Kennedy Plaza. The City of Lorain was able to attend a workshop and monitor the program. The program has been administered within the terms of the Subrecipient agreement and the extended deadline has allowed the program to assist 11 more seniors alongside returning seniors. Workshops went over voter education, healthy lifestyles, and COVID-19.</p> <p>Overall, the program successfully provided a sense of community and educational opportunities for seniors. The program assisted 26 CDBG eligible seniors, but served 49 seniors overall. The additional 23 seniors were under the age limit to be considered, but still attended the workshops.</p> <p>Activity was closed, reopened, and closed again on 1/17/23 to correct accomplishment data for 2022. 3 attendees were counted in 2022, that were already counted in 2021.</p>	



U.S. Department of Housing and Urban Development  
Office of Community Planning and Development  
Integrated Disbursement and Information System  
CDBG Activity Summary Report (GPR) for Program Year 2023  
LORAIN

Date: 12-Mar-2024  
Time: 14:52  
Page: 41

PGM Year:	2020				
Project:	0013 - Lead Grant				
IDIS Activity:	1890 - Lead Based Paint/Lead Hazards Testing/Abatement				
Status:	Open	Objective:	Create suitable living environments		
Location:	200 W Erie Ave Lorain, OH 44052-1606	Outcome:	Sustainability		
		Matrix Code:	Lead-Based/Lead Hazard Test/Abate (14I)	National Objective:	LMH

Activity to prevent, prepare for, and respond to Coronavirus: No

Initial Funding Date: 03/02/2021

Description:

Lead Abatement

Financing

	Fund Type	Grant Year	Grant	Funded Amount	Drawn In Program Year	Drawn Thru Program Year
CDBG	EN	2020	B20MC390016	\$80,000.00	\$50,250.00	\$50,250.00
<b>Total</b>	<b>Total</b>			<b>\$80,000.00</b>	<b>\$50,250.00</b>	<b>\$50,250.00</b>

Proposed Accomplishments

Housing Units : 5

Actual Accomplishments

Number assisted:

	Owner		Renter		Total		Person	
	Total	Hispanic	Total	Hispanic	Total	Hispanic	Total	Hispanic
White:	0	0	0	0	0	0	0	0
Black/African American:	0	0	0	0	0	0	0	0
Asian:	0	0	0	0	0	0	0	0
American Indian/Alaskan Native:	0	0	0	0	0	0	0	0
Native Hawaiian/Other Pacific Islander:	0	0	0	0	0	0	0	0
American Indian/Alaskan Native & White:	0	0	0	0	0	0	0	0
Asian White:	0	0	0	0	0	0	0	0
Black/African American & White:	0	0	0	0	0	0	0	0
American Indian/Alaskan Native & Black/African American:	0	0	0	0	0	0	0	0
Other multi-racial:	0	0	0	0	0	0	0	0
Asian/Pacific Islander:	0	0	0	0	0	0	0	0
Hispanic:	0	0	0	0	0	0	0	0
<b>Total:</b>	<b>0</b>	<b>0</b>	<b>0</b>	<b>0</b>	<b>0</b>	<b>0</b>	<b>0</b>	<b>0</b>

PR03 - LORAIN

Page: 41 of 170



U.S. Department of Housing and Urban Development  
Office of Community Planning and Development  
Integrated Disbursement and Information System  
CDBG Activity Summary Report (GPR) for Program Year 2023  
LORAIN

Date: 12-Mar-2024  
Time: 14:52  
Page: 42

Female-headed Households: 0 0 0

Income Category:	Owner	Renter	Total	Person
Extremely Low	0	0	0	0
Low Mod	0	0	0	0
Moderate	0	0	0	0
Non Low Moderate	0	0	0	0
Total	0	0	0	0
Percent Low/Mod				

Annual Accomplishments

Years	Accomplishment Narrative	# Benefitting
2020	Lead abatement program	





U.S. Department of Housing and Urban Development  
Office of Community Planning and Development  
Integrated Disbursement and Information System  
CDBG Activity Summary Report (GPR) for Program Year 2023  
LORAIN

Date: 12-Mar-2024  
Time: 14:52  
Page: 43

<b>PGM Year:</b>	2020					
<b>Project:</b>	0033 - Public Facility Improvements/Parks					
<b>IDIS Activity:</b>	1900 - Cityview Park Improvements					
<b>Status:</b>	Open	<b>Objective:</b>	Create suitable living environments			
<b>Location:</b>	810 E 39th St Lorain, OH 44055	<b>Outcome:</b>	Sustainability			
		<b>Matrix Code:</b>	Parks, Recreational Facilities (03F)	<b>National Objective:</b>	LMA	

Activity to prevent, prepare for, and respond to Coronavirus: No

Initial Funding Date: 07/15/2021

**Description:**

Cityview Park Improvements including, playground equipment, grills, and drinking fountain

**Financing**

	Fund Type	Grant Year	Grant	Funded Amount	Drawn In Program Year	Drawn Thru Program Year
CDBG	PI			\$21,971.92	\$41.06	\$20,604.29
<b>Total</b>	<b>Total</b>			<b>\$21,971.92</b>	<b>\$41.06</b>	<b>\$20,604.29</b>

**Proposed Accomplishments**

Public Facilities : 1

Total Population in Service Area: 4,880

Census Tract Percent Low / Mod: 69.16

**Annual Accomplishments**

Years	Accomplishment Narrative	# Benefitting
2022	A tri-spring fling (stand teeter totter), swingset, drinking fountain, double grill, and single grills (2) were installed. The new equipment and admin costs accounted for \$20,563.23.	



U.S. Department of Housing and Urban Development  
Office of Community Planning and Development  
Integrated Disbursement and Information System  
CDBG Activity Summary Report (GPR) for Program Year 2023  
LORAIN

Date: 12-Mar-2024  
Time: 14:52  
Page: 44

**PGM Year:** 2020  
**Project:** 0033 - Public Facility Improvements/Parks  
**IDIS Activity:** 1901 - Fairless Park Improvements

**Status:** Open  
**Location:** 2225 Fairless Dr Lorain, OH 44055

**Objective:** Create suitable living environments  
**Outcome:** Sustainability  
**Matrix Code:** Parks, Recreational Facilities (03F)

**National Objective:** LMA

**Activity to prevent, prepare for, and respond to Coronavirus:** No

**Initial Funding Date:** 07/15/2021

**Description:**

Park Improvements at Fairless Park including playground equipment, Trash Cans, Picnic Tables, Grills, and Pavilion Rehab.

**Financing**

	Fund Type	Grant Year	Grant	Funded Amount	Drawn In Program Year	Drawn Thru Program Year
CDBG	PI			\$74,429.05	\$49.45	\$72,923.99
<b>Total</b>	<b>Total</b>			<b>\$74,429.05</b>	<b>\$49.45</b>	<b>\$72,923.99</b>

**Proposed Accomplishments**

Public Facilities : 1  
Total Population in Service Area: 5,480  
Census Tract Percent Low / Mod: 67.06

**Annual Accomplishments**

Years	Accomplishment Narrative	# Benefitting
2021	We have received most of the quotes and are keeping them up to date as we work on compiling all necessary requirements to complete the ERR for all parks. We have SHPO approval and a completed ERR for park equipment. These orders will be placed once we receive SHPO approval for Oakwood since its park equipment is also a part of this order. We are actively working with the Engineering and Public Property Department to bid out the pavilion.	
2022	A pavilion, swingset, merry go round, overdrive, climber, picnic tables (3), benches (2), single grills (2), double grill, meta rockers (2), 2 seat seesaw, 4 seat rocker, and comet II were installed. The new equipment and admin costs accounted for \$72,874.54. Nothing existed at this park prior to this installation.	



U.S. Department of Housing and Urban Development  
Office of Community Planning and Development  
Integrated Disbursement and Information System  
CDBG Activity Summary Report (GPR) for Program Year 2023  
LORAIN

Date: 12-Mar-2024  
Time: 14:52  
Page: 45

PGM Year:	2020		
Project:	0033 - Public Facility Improvements/Parks		
IDIS Activity:	1902 - G Street Park		
Status:	Completed 2/15/2023 12:00:00 AM	Objective:	Create suitable living environments
Location:	3119 Grant St Lorain, OH 44052-2621	Outcome:	Sustainability
		Matrix Code:	Parks, Recreational Facilities (03F)
		National Objective:	LMA

Activity to prevent, prepare for, and respond to Coronavirus: No

Initial Funding Date: 07/15/2021

Description:

G Street Park Improvements including, Playground Equipment, Pavilion, Picnic Tables, and Benches.

Financing

	Fund Type	Grant Year	Grant	Funded Amount	Drawn In Program Year	Drawn Thru Program Year
CDBG	PI			\$59,298.52	\$0.00	\$59,298.52
<b>Total</b>	<b>Total</b>			<b>\$59,298.52</b>	<b>\$0.00</b>	<b>\$59,298.52</b>

Proposed Accomplishments

Public Facilities : 1

Total Population in Service Area: 3,990

Census Tract Percent Low / Mod: 54.64

Annual Accomplishments

Years	Accomplishment Narrative	# Benefitting
2021	We have received most of the quotes and are keeping them up to date as we work on compiling all necessary requirements to complete the ERR for all parks. We have SHPO approval and a completed ERR for park equipment. These orders will be placed once we receive SHPO approval for Oakwood since its park equipment is also a part of this order. We are actively working with the Engineering and Public Property Department to bid out the pavilion.	
2022	An ADA swing, merry go round, climber, pavilion, picnic tables (2), benches (@), standing rocker, volito swing, and 2 seat seesaw were installed. The new equipment and admin costs accounted for \$59,298.52	



U.S. Department of Housing and Urban Development  
Office of Community Planning and Development  
Integrated Disbursement and Information System  
CDBG Activity Summary Report (GPR) for Program Year 2023  
LORAIN

Date: 12-Mar-2024  
Time: 14:52  
Page: 46

**PGM Year:** 2020  
**Project:** 0033 - Public Facility Improvements/Parks  
**IDIS Activity:** 1903 - Central Park Improvements  
**Status:** Open  
**Location:** 2800 Oakdale Ave Lorain, OH 44055-1056

**Objective:** Create suitable living environments  
**Outcome:** Sustainability  
**Matrix Code:** Parks, Recreational Facilities (03F) **National Objective:** LMA

**Activity to prevent, prepare for, and respond to Coronavirus:** No

**Initial Funding Date:** 07/15/2021

**Description:**

Park Improvements at Central Park

**Financing**

	Fund Type	Grant Year	Grant	Funded Amount	Drawn In Program Year	Drawn Thru Program Year
CDBG	EN	2020	B20MC390016	\$2,284.07	\$1,454.81	\$1,454.81
	PI			\$33,314.28	\$26,350.88	\$33,119.73
<b>Total</b>	<b>Total</b>			<b>\$35,598.35</b>	<b>\$27,805.69</b>	<b>\$34,574.54</b>

**Proposed Accomplishments**

Public Facilities : 1  
Total Population in Service Area: 6,230  
Census Tract Percent Low / Mod: 63.56

**Annual Accomplishments**

Years	Accomplishment Narrative	# Benefitting
2021	This activity will be utilized for a paving project and to purchase a pavilion. Due to unforeseen circumstances caused by the lack of quotes and increased costs of the project, this project cannot be completed prior to the oncoming cold weather. This project will be bid out in the spring. We are actively working with the Engineering Department to compile this bid. We also did not anticipate having to go out to bid for the pavilion. The pavilions were originally to be purchased through state contracting. Due to needs and fluctuations in pricing caused by the COVID-19 pandemic, creating a bid packet has been difficult. We are actively working with the Engineering and Public Property Department to bid out the pavilion.	
2022	Six picnic tables were installed. Only a portion of this was funded with this activity (\$784.70), the remaining funds (\$2,640.98) were drawn from activity #1744. The remaining funding will be utilized towards purchasing and installing new playground pieces for Central Park. Due to various difficulties in completing the original paving and pavilion projects and discussing further the prioritized needs for the park with Public Properties Director Lori Garcia and Councilwoman Pam Carter, we have identified the need to shift our priority to individual playground pieces. This should be completed by the end of 2023.	
2023	A new swingset, slide, and climbing structure were purchased and installed for \$49,571.53. \$32,314.08 of that total was drawn from activity #1786 and the remaining \$17,257.45 was drawn from this activity.	



U.S. Department of Housing and Urban Development  
Office of Community Planning and Development  
Integrated Disbursement and Information System  
CDBG Activity Summary Report (GPR) for Program Year 2023  
LORAIN

Date: 12-Mar-2024  
Time: 14:52  
Page: 47

<b>PGM Year:</b>	2020					
<b>Project:</b>	0033 - Public Facility Improvements/Parks					
<b>IDIS Activity:</b>	1912 - Westwood Park Improvements					
<b>Status:</b>	Open			<b>Objective:</b>	Create suitable living environments	
<b>Location:</b>	1300 Westwood Dr Lorain, OH 44053-3411			<b>Outcome:</b>	Sustainability	
				<b>Matrix Code:</b>	Parks, Recreational Facilities (03F)	<b>National Objective:</b> LMA

Activity to prevent, prepare for, and respond to Coronavirus: No

Initial Funding Date: 07/15/2021

**Description:**

Installation of Playground Equipment, New Pavilion, Grills, Picnic Tables, and Benches.

**Financing**

	Fund Type	Grant Year	Grant	Funded Amount	Drawn In Program Year	Drawn Thru Program Year
CDBG	EN	2019	B19MC390016	\$28,417.20	\$24,740.85	\$24,740.85
	PI			\$18,062.75	\$0.00	\$18,062.75
<b>Total</b>	<b>Total</b>			<b>\$46,479.95</b>	<b>\$24,740.85</b>	<b>\$42,803.60</b>

**Proposed Accomplishments**

Public Facilities : 1

Total Population in Service Area: 1,590

Census Tract Percent Low / Mod: 64.15

**Annual Accomplishments**

Years	Accomplishment Narrative	# Benefitting
2021	We have received most of the quotes and are keeping them up to date as we work on compiling all necessary requirements to complete the ERR for all parks. We have SHPO approval and a completed ERR for park equipment. These orders will be placed once we receive SHPO approval for Oakwood since its park equipment is also a part of this order. We are actively working with the Engineering and Public Property Department to bid out the pavilion.	
2022	A merry go round, grills (2), picnic tables (2), and benches (2) were installed. The new equipment and admin costs accounted for \$18,062.75	
2023	For \$24,500 a new pavilion was purchased and installed.	



U.S. Department of Housing and Urban Development  
Office of Community Planning and Development  
Integrated Disbursement and Information System  
CDBG Activity Summary Report (GPR) for Program Year 2023  
LORAIN

Date: 12-Mar-2024  
Time: 14:52  
Page: 48

PGM Year:	2020					
Project:	0033 - Public Facility Improvements/Parks					
IDIS Activity:	1913 - General Johnnie Wilson Park Improvements					
Status:	Open			Objective:	Create suitable living environments	
Location:	3253 Victory Ave Lorain, OH 44055-1653			Outcome:	Sustainability	
				Matrix Code:	Parks, Recreational Facilities (03F)	National Objective: LMA

Activity to prevent, prepare for, and respond to Coronavirus: No

Initial Funding Date: 07/15/2021

Description:

Installation of Playground Equipment, Drinking Fountains, Grills, and Picnic Tables.

Financing

	Fund Type	Grant Year	Grant	Funded Amount	Drawn In Program Year	Drawn Thru Program Year
CDBG	PI			\$24,079.42	\$0.00	\$21,462.58
Total	Total			\$24,079.42	\$0.00	\$21,462.58

Proposed Accomplishments

Public Facilities : 1

Total Population in Service Area: 4,780

Census Tract Percent Low / Mod: 71.44

Annual Accomplishments

Years	Accomplishment Narrative	# Benefitting
2021	We have received most of the quotes and are keeping them up to date as we work on compiling all necessary requirements to complete the ERR for all parks. We have SHPO approval and a completed ERR for park equipment. These orders will be placed once we receive SHPO approval for Oakwood Park since its park equipment is also a part of this order.	
2022	A volito swing, an ADA swing, drinking fountain, benches (6), grills (2), and picnic tables (4) were installed. The new equipment and admin costs accounted for \$21,462.58.	



U.S. Department of Housing and Urban Development  
Office of Community Planning and Development  
Integrated Disbursement and Information System  
CDBG Activity Summary Report (GPR) for Program Year 2023  
LORAIN

Date: 12-Mar-2024  
Time: 14:52  
Page: 49

**PGM Year:** 2020  
**Project:** 0033 - Public Facility Improvements/Parks  
**IDIS Activity:** 1914 - Homewood Park Improvements  
**Status:** Open  
**Location:** 2705 Riverside Dr Lorain, OH 44055

**Objective:** Create suitable living environments  
**Outcome:** Sustainability  
**Matrix Code:** Parks, Recreational Facilities (03F) **National Objective:** LMA

**Activity to prevent, prepare for, and respond to Coronavirus:** No

**Initial Funding Date:** 07/15/2021

**Description:**

Purchase and installation of New 3 Bay Swingset, ADA Swing, Drinking Fountain, Grills, Benches, Picnic Tables, and Pavilion.

**Financing**

	Fund Type	Grant Year	Grant	Funded Amount	Drawn In Program Year	Drawn Thru Program Year
CDBG	PI			\$47,990.97	\$127.40	\$47,456.23
<b>Total</b>	<b>Total</b>			<b>\$47,990.97</b>	<b>\$127.40</b>	<b>\$47,456.23</b>

**Proposed Accomplishments**

Public Facilities : 1  
Total Population in Service Area: 3,885  
Census Tract Percent Low / Mod: 64.86

**Annual Accomplishments**

Years	Accomplishment Narrative	# Benefitting
2021	We have received most of the quotes and are keeping them up to date as we work on compiling all necessary requirements to complete the ERR for all parks. We have SHPO approval and a completed ERR for park equipment. These orders will be placed once we receive SHPO approval for Oakwood since its park equipment is also a part of this order. We are actively working with the Engineering and Public Property Department to bid out the pavilion.	
2022	The Department of Building, Housing and Planning worked with the Public Property Department to purchase and install the following items, A swingset including a 3-Bay swingset, an ADA swing, a drinking fountain, grills (2), benches (3), picnic tables (3), and a pavilion. The improvements plus admin expenses accounted for \$47,328.83.	



U.S. Department of Housing and Urban Development  
Office of Community Planning and Development  
Integrated Disbursement and Information System  
CDBG Activity Summary Report (GPR) for Program Year 2023  
LORAIN

Date: 12-Mar-2024  
Time: 14:52  
Page: 50

**PGM Year:** 2020  
**Project:** 0033 - Public Facility Improvements/Parks  
**IDIS Activity:** 1915 - Maple (Heights) Park Improvements  
**Status:** Open  
**Location:** 1315 Maple Dr Lorain, OH 44052

**Objective:** Create suitable living environments  
**Outcome:** Sustainability  
**Matrix Code:** Parks, Recreational Facilities (03F) **National Objective:** LMA

**Activity to prevent, prepare for, and respond to Coronavirus:** No

**Initial Funding Date:** 07/15/2021

**Description:**

Purchase and Installation of Playground Equipment, Pavilion, Picnic Tables, and Grills

**Financing**

	Fund Type	Grant Year	Grant	Funded Amount	Drawn In Program Year	Drawn Thru Program Year
CDBG	PI			\$55,294.86	\$24,605.37	\$51,483.03
<b>Total</b>	<b>Total</b>			<b>\$55,294.86</b>	<b>\$24,605.37</b>	<b>\$51,483.03</b>

**Proposed Accomplishments**

Public Facilities : 1  
Total Population in Service Area: 4,050  
Census Tract Percent Low / Mod: 65.31

**Annual Accomplishments**

Years	Accomplishment Narrative	# Benefitting
2021	We have received most of the quotes and are keeping them up to date as we work on compiling all necessary requirements to complete the ERR for all parks. We have SHPO approval and a completed ERR for park equipment. These orders will be placed once we receive SHPO approval for Oakwood since its park equipment is also a part of this order. We are actively working with the Engineering and Public Property Department to bid out the pavilion.	
2022	An ADA swing, teeter tunnel, overdrive, mini go round, picnic tables (2), and grills (2) were installed. The new equipment and admin costs accounted for \$26,877.66.	
2023	On May 1st, Lorain City Council unanimously accepted a donation from Terminal ready-Mix for a basketball court at Maple Park with an estimated value of \$37,250. In 2023, CDBG funding in the amount of \$24,500 was utilized to purchase and install a new pavilion.	





U.S. Department of Housing and Urban Development  
Office of Community Planning and Development  
Integrated Disbursement and Information System  
CDBG Activity Summary Report (GPR) for Program Year 2023  
LORAIN

Date: 12-Mar-2024  
Time: 14:52  
Page: 51

<b>PGM Year:</b>	2020					
<b>Project:</b>	0033 - Public Facility Improvements/Parks					
<b>IDIS Activity:</b>	1916 - Highview Park Improvements					
<b>Status:</b>	Completed 2/15/2023 12:00:00 AM	<b>Objective:</b>	Create suitable living environments			
<b>Location:</b>	1330 Fillmore Cir Lorain, OH 44052-3224	<b>Outcome:</b>	Sustainability			
		<b>Matrix Code:</b>	Parks, Recreational Facilities (03F)	<b>National Objective:</b>	LMA	

Activity to prevent, prepare for, and respond to Coronavirus: No

Initial Funding Date: 07/15/2021

**Description:**

Purchase and installation of grills, picnic tables, benches, and pavilion.

**Financing**

	Fund Type	Grant Year	Grant	Funded Amount	Drawn In Program Year	Drawn Thru Program Year
CDBG	PI			\$28,355.32	\$0.00	\$28,355.32
<b>Total</b>	<b>Total</b>			<b>\$28,355.32</b>	<b>\$0.00</b>	<b>\$28,355.32</b>

**Proposed Accomplishments**

Public Facilities : 1  
Total Population in Service Area: 3,665  
Census Tract Percent Low / Mod: 55.93

**Annual Accomplishments**

Years	Accomplishment Narrative	# Benefitting
2021	We have received most of the quotes and are keeping them up to date as we work on compiling all necessary requirements to complete the ERR for all parks. We have SHPO approval and a completed ERR for park equipment. These orders will be placed once we receive SHPO approval for Oakwood since its park equipment is also a part of this order. We are actively working with the Engineering and Public Property Department to bid out the pavilion.	
2022	A pavilion, benches (2), picnic tables (2), and a grill were installed. The new equipment and admin costs accounted for \$28,355.32.	



U.S. Department of Housing and Urban Development  
Office of Community Planning and Development  
Integrated Disbursement and Information System  
CDBG Activity Summary Report (GPR) for Program Year 2023  
LORAIN

Date: 12-Mar-2024  
Time: 14:52  
Page: 52

<b>PGM Year:</b>	2020		
<b>Project:</b>	0039 - Senior Nutrition Home Delivered Meals		
<b>IDIS Activity:</b>	1920 - Neighborhood Alliance - Senior Nutrition HDM		
<b>Status:</b>	Completed 2/6/2023 12:00:00 AM	<b>Objective:</b>	Create suitable living environments
<b>Location:</b>	1536 E 30th St Lorain, OH 44055-1612	<b>Outcome:</b>	Sustainability
		<b>Matrix Code:</b>	Senior Services (05A)
		<b>National Objective:</b>	LMC

Activity to prevent, prepare for, and respond to Coronavirus: No

Initial Funding Date: 07/15/2021

**Description:**

Home-delivered, dietician approved, meals to City of Lorain seniors (age 62 and up) who have been waitlisted and found to have an emergency need. Activity was closed, reopened, and closed again on 2/6/2023 to correct accomplishment data for 2022 due to a person being counted as 50% income when they needed to be 80% income.

**Financing**

	Fund Type	Grant Year	Grant	Funded Amount	Drawn In Program Year	Drawn Thru Program Year
CDBG	PI			\$60,000.00	\$0.00	\$60,000.00
<b>Total</b>	<b>Total</b>			<b>\$60,000.00</b>	<b>\$0.00</b>	<b>\$60,000.00</b>

**Proposed Accomplishments**

People (General) : 35

**Actual Accomplishments**

Number assisted:

	<b>Owner</b>		<b>Renter</b>		<b>Total</b>		<b>Person</b>	
	Total	Hispanic	Total	Hispanic	Total	Hispanic	Total	Hispanic
White:	0	0	0	0	0	0	70	22
Black/African American:	0	0	0	0	0	0	19	0
Asian:	0	0	0	0	0	0	0	0
American Indian/Alaskan Native:	0	0	0	0	0	0	0	0
Native Hawaiian/Other Pacific Islander:	0	0	0	0	0	0	1	0
American Indian/Alaskan Native & White:	0	0	0	0	0	0	0	0
Asian White:	0	0	0	0	0	0	0	0
Black/African American & White:	0	0	0	0	0	0	0	0
American Indian/Alaskan Native & Black/African American:	0	0	0	0	0	0	0	0
Other multi-racial:	0	0	0	0	0	0	0	0
Asian/Pacific Islander:	0	0	0	0	0	0	0	0
Hispanic:	0	0	0	0	0	0	0	0

PR03 - LORAIN

Page: 52 of 170



U.S. Department of Housing and Urban Development  
Office of Community Planning and Development  
Integrated Disbursement and Information System  
CDBG Activity Summary Report (GPR) for Program Year 2023  
LORAIN

Date: 12-Mar-2024  
Time: 14:52  
Page: 53

<b>Total:</b>	<b>0</b>	<b>0</b>	<b>0</b>	<b>0</b>	<b>0</b>	<b>0</b>	<b>90</b>	<b>22</b>
Female-headed Households:	0		0		0			
<i>Income Category:</i>	<b>Owner</b>	<b>Renter</b>	<b>Total</b>	<b>Person</b>				
Extremely Low	0	0	0	51				
Low Mod	0	0	0	31				
Moderate	0	0	0	8				
Non Low Moderate	0	0	0	0				
Total	0	0	0	90				
Percent Low/Mod				100.0%				

**Annual Accomplishments**

<b>Years</b>	<b>Accomplishment Narrative</b>	<b># Benefitting</b>
2021	Neighborhood Alliance has received additional emergency funding for this program that must be spent by the end of the year. The CDBG funding will be utilized beginning in January and is expected to be utilized by or before September. Neighborhood Alliance will provide monthly reports and quarterly invoices. The first invoice is expected in April and the first monitoring will occur in March.	
2022	Neighborhood Alliance was able to provide 7,500 meals between January and July 2022 for 90 seniors.  Activity was closed, reopened, and closed again on 2/6/23 to correct accomplishment data for 2022 due to a person being counted as 50% income when they needed to be 80% income.	



U.S. Department of Housing and Urban Development  
Office of Community Planning and Development  
Integrated Disbursement and Information System  
CDBG Activity Summary Report (GPR) for Program Year 2023  
LORAIN

Date: 12-Mar-2024  
Time: 14:52  
Page: 54

<b>PGM Year:</b>	2021
<b>Project:</b>	0001 - Administration
<b>IDIS Activity:</b>	1927 - Admin. Costs
<b>Status:</b>	Completed 2/16/2023 12:00:00 AM
<b>Location:</b>	
<b>Objective:</b>	
<b>Outcome:</b>	
<b>Matrix Code:</b>	General Program Administration (21A)
<b>National Objective:</b>	

Activity to prevent, prepare for, and respond to Coronavirus: No

Initial Funding Date: 09/16/2021

**Description:**

Admin.  
costs to administer the 2021 Block Grant program

**Financing**

	Fund Type	Grant Year	Grant	Funded Amount	Drawn In Program Year	Drawn Thru Program Year
CDBG	EN	2018	B18MC390016	\$4,768.55	\$0.00	\$4,768.55
		2021	B21MC390016	\$252,816.20	\$0.00	\$252,816.20
	PI			\$59,810.28	\$0.00	\$59,810.28
<b>Total</b>	<b>Total</b>			<b>\$317,395.03</b>	<b>\$0.00</b>	<b>\$317,395.03</b>

**Proposed Accomplishments**

**Actual Accomplishments**

Number assisted:

	Owner		Renter		Total		Person	
	Total	Hispanic	Total	Hispanic	Total	Hispanic	Total	Hispanic
White:					0	0		
Black/African American:					0	0		
Asian:					0	0		
American Indian/Alaskan Native:					0	0		
Native Hawaiian/Other Pacific Islander:					0	0		
American Indian/Alaskan Native & White:					0	0		
Asian White:					0	0		
Black/African American & White:					0	0		
American Indian/Alaskan Native & Black/African American:					0	0		
Other multi-racial:					0	0		
Asian/Pacific Islander:					0	0		
Hispanic:					0	0		

PR03 - LORAIN

Page: 54 of 170



U.S. Department of Housing and Urban Development  
Office of Community Planning and Development  
Integrated Disbursement and Information System  
CDBG Activity Summary Report (GPR) for Program Year 2023  
LORAIN

Date: 12-Mar-2024  
Time: 14:52  
Page: 55

**Total:** 0 0 0 0 0 0 0 0

Female-headed Households: 0

Income Category:	Owner	Renter	Total	Person
Extremely Low			0	
Low Mod			0	
Moderate			0	
Non Low Moderate			0	
Total	0	0	0	0
Percent Low/Mod				

**Annual Accomplishments**

No data returned for this view. This might be because the applied filter excludes all data.



U.S. Department of Housing and Urban Development  
Office of Community Planning and Development  
Integrated Disbursement and Information System  
CDBG Activity Summary Report (GPR) for Program Year 2023  
LORAIN

Date: 12-Mar-2024  
Time: 14:52  
Page: 56

PGM Year:	2020		
Project:	0043 - Oakwood Bathhouse Rehab		
IDIS Activity:	1943 - Oakwood Bathhouse Rehab (2020)		
Status:	Open	Objective:	Create suitable living environments
Location:	2047 E 36th St Lorain, OH 44055	Outcome:	Availability/accessibility
		Matrix Code:	Parks, Recreational Facilities (03F)
		National Objective:	LMA

Activity to prevent, prepare for, and respond to Coronavirus: Yes

Initial Funding Date: 12/29/2021

Description:

A Rehabilitation to the Oakwood Park Pool Bathhouse utilizing CDBG-CV to prepare, prevent, and respond to coronavirus through a touchless and clean environment for residents to enjoy the recreational outlet.

Financing

	Fund Type	Grant Year	Grant	Funded Amount	Drawn In Program Year	Drawn Thru Program Year
CDBG	EN	2020	B20MW390016	\$206,000.00	\$43,924.37	\$179,059.74
Total	Total			\$206,000.00	\$43,924.37	\$179,059.74

Proposed Accomplishments

Public Facilities : 1  
Total Population in Service Area: 13,800  
Census Tract Percent Low / Mod: 68.70

Annual Accomplishments

No data returned for this view. This might be because the applied filter excludes all data.



U.S. Department of Housing and Urban Development  
Office of Community Planning and Development  
Integrated Disbursement and Information System  
CDBG Activity Summary Report (GPR) for Program Year 2023  
LORAIN

Date: 12-Mar-2024  
Time: 14:52  
Page: 57

<b>PGM Year:</b>	2021		
<b>Project:</b>	0006 - Park Improvements		
<b>IDIS Activity:</b>	1949 - Garfield Park Improvements		
<b>Status:</b>	Completed 2/15/2023 12:00:00 AM	<b>Objective:</b>	Create suitable living environments
<b>Location:</b>	2520 Garfield Blvd Lorain, OH 44052-2465	<b>Outcome:</b>	Availability/accessibility
		<b>Matrix Code:</b>	Parks, Recreational Facilities (03F)
		<b>National Objective:</b>	LMA

Activity to prevent, prepare for, and respond to Coronavirus: No

Initial Funding Date: 01/11/2022

**Description:**

Park Improvements to Garfield Park including ADA Playground equipment.

**Financing**

	Fund Type	Grant Year	Grant	Funded Amount	Drawn In Program Year	Drawn Thru Program Year
CDBG	PI			\$31,350.06	\$0.00	\$31,350.06
<b>Total</b>	<b>Total</b>			<b>\$31,350.06</b>	<b>\$0.00</b>	<b>\$31,350.06</b>

**Proposed Accomplishments**

Public Facilities : 1  
Total Population in Service Area: 10,185  
Census Tract Percent Low / Mod: 57.68

**Annual Accomplishments**

Years	Accomplishment Narrative	# Benefitting
2022	\$31,350.06 was expended to design and install an all new firefighters themed playground at the new Garfield Park. This is a completely new park that did not have anything on the site prior to this installation. The funding covered admin costs, design, a firehouse discovery station, 2 seat fire truck rider, rally round, and 4 seat rocker.	



U.S. Department of Housing and Urban Development  
Office of Community Planning and Development  
Integrated Disbursement and Information System  
CDBG Activity Summary Report (GPR) for Program Year 2023  
LORAIN

Date: 12-Mar-2024  
Time: 14:52  
Page: 58

**PGM Year:** 2021  
**Project:** 0006 - Park Improvements  
**IDIS Activity:** 1950 - Streater Park Improvements  
**Status:** Open  
**Location:** 601 W 10th St Lorain, OH 44052-1956

**Objective:** Create suitable living environments  
**Outcome:** Availability/accessibility  
**Matrix Code:** Parks, Recreational Facilities (03F) **National Objective:** LMA

**Activity to prevent, prepare for, and respond to Coronavirus:** No

**Initial Funding Date:** 02/07/2022

**Description:**

Streater Park Improvements will include playground equipment and other parks equipment such as benches, grills, and picnic tables.

**Financing**

	Fund Type	Grant Year	Grant	Funded Amount	Drawn In Program Year	Drawn Thru Program Year
CDBG	EN	2021	B21MC390016	\$25,000.00	\$22,990.55	\$23,991.52
	PI			\$26,001.97	\$24,903.44	\$24,903.44
<b>Total</b>	<b>Total</b>			<b>\$51,001.97</b>	<b>\$47,893.99</b>	<b>\$48,894.96</b>

**Proposed Accomplishments**

Public Facilities : 1  
Total Population in Service Area: 3,785  
Census Tract Percent Low / Mod: 73.71

**Annual Accomplishments**

Years	Accomplishment Narrative	# Benefitting
2023	A playground structure suitable for pre-school and small aged children was purchased and installed. Younger aged children were focused on due to the proximity of a pre-school and surrounding residential area.	





U.S. Department of Housing and Urban Development  
Office of Community Planning and Development  
Integrated Disbursement and Information System  
CDBG Activity Summary Report (GPR) for Program Year 2023  
LORAIN

Date: 12-Mar-2024  
Time: 14:52  
Page: 59

**PGM Year:** 2021  
**Project:** 0006 - Park Improvements  
**IDIS Activity:** 1951 - Pawlak Park Improvements  
**Status:** Open  
**Location:** 1380 Washington Ave Lorain, OH 44052

**Objective:** Create suitable living environments  
**Outcome:** Availability/accessibility  
**Matrix Code:** Parks, Recreational Facilities (03F) **National Objective:** LMA

**Activity to prevent, prepare for, and respond to Coronavirus:** No

**Initial Funding Date:** 02/07/2022

**Description:**

Pawlak Park Improvements include upgrades to the football field, removal of an existing baseball field, centering football field, adding parking lot, and adding restroom facility.

**Financing**

	Fund Type	Grant Year	Grant	Funded Amount	Drawn In Program Year	Drawn Thru Program Year
CDBG	EN	2019	B19MC390016	\$31,977.72	\$31,977.72	\$31,977.72
		2020	B20MC390016	\$61,856.51	\$61,669.40	\$61,856.51
		2021	B21MC390016	\$220,400.00	\$215,979.04	\$216,966.92
	PI			\$52,571.97	\$52,571.97	\$52,571.97
<b>Total</b>	<b>Total</b>			<b>\$366,806.20</b>	<b>\$362,198.13</b>	<b>\$363,373.12</b>

**Proposed Accomplishments**

Public Facilities : 1  
Total Population in Service Area: 5,365  
Census Tract Percent Low / Mod: 70.74

**Annual Accomplishments**

No data returned for this view. This might be because the applied filter excludes all data.



U.S. Department of Housing and Urban Development  
Office of Community Planning and Development  
Integrated Disbursement and Information System  
CDBG Activity Summary Report (GPR) for Program Year 2023  
LORAIN

Date: 12-Mar-2024  
Time: 14:52  
Page: 60

<b>PGM Year:</b>	2020					
<b>Project:</b>	0040 - Harrison Cultural Community Centre					
<b>IDIS Activity:</b>	1954 - Harrison Cultural Community Centre					
<b>Status:</b>	Open			<b>Objective:</b>	Create suitable living environments	
<b>Location:</b>	1922 Hamilton Ave Lorain, OH 44052-3845			<b>Outcome:</b>	Availability/accessibility	
				<b>Matrix Code:</b>	Neighborhood Facilities (03E)	
				<b>National Objective:</b>	LMA	

**Activity to prevent, prepare for, and respond to Coronavirus:** No

**Initial Funding Date:** 02/07/2022

**Description:**

Improvements to provide increased and sustainable access.  
Improvements include renovating the parking lot, fencing, basketball court, and installing new playground equipment.  
The City of Lorain is currently looking for a firm to install new basketball hoops, this is the last improvement to the site.

**Financing**

	Fund Type	Grant Year	Grant	Funded Amount	Drawn In Program Year	Drawn Thru Program Year
CDBG	EN	2020	B20MC390016	\$14,000.00	\$0.00	\$5,296.00
	PI			\$210,000.00	\$6,137.73	\$206,705.59
<b>Total</b>	<b>Total</b>			<b>\$224,000.00</b>	<b>\$6,137.73</b>	<b>\$212,001.59</b>

**Proposed Accomplishments**

Public Facilities : 1  
Total Population in Service Area: 21,830  
Census Tract Percent Low / Mod: 64.02

**Annual Accomplishments**

No data returned for this view. This might be because the applied filter excludes all data.



U.S. Department of Housing and Urban Development  
Office of Community Planning and Development  
Integrated Disbursement and Information System  
CDBG Activity Summary Report (GPR) for Program Year 2023  
LORAIN

Date: 12-Mar-2024  
Time: 14:52  
Page: 61

PGM Year:	2020				
Project:	0036 - Oakwood Tank				
IDIS Activity:	1960 - Oakwood Tank				
Status:	Open	Objective:	Create suitable living environments		
Location:	2047 E 36th St Lorain, OH 44055	Outcome:	Sustainability		
		Matrix Code:	Parks, Recreational Facilities (03F)	National Objective:	LMA

Activity to prevent, prepare for, and respond to Coronavirus: No

Initial Funding Date: 05/11/2022

Description:

Soil Remediation to close out BUSTR's Environmental Assessment.

Financing

	Fund Type	Grant Year	Grant	Funded Amount	Drawn In Program Year	Drawn Thru Program Year
CDBG	PI			\$15,000.00	\$0.00	\$14,637.49
Total	Total			\$15,000.00	\$0.00	\$14,637.49

Proposed Accomplishments

Public Facilities : 10,045

Total Population in Service Area: 14,700

Census Tract Percent Low / Mod: 68.33

Annual Accomplishments

Years	Accomplishment Narrative	# Benefitting
2022	Environmental assessment of the Oakwood Park Tank site to ensure the site no longer has environmental impacts.	



U.S. Department of Housing and Urban Development  
Office of Community Planning and Development  
Integrated Disbursement and Information System  
CDBG Activity Summary Report (GPR) for Program Year 2023  
LORAIN

Date: 12-Mar-2024  
Time: 14:52  
Page: 62

<b>PGM Year:</b>	2020				
<b>Project:</b>	0033 - Public Facility Improvements/Parks				
<b>IDIS Activity:</b>	1961 - Oakwood Park - PY 2022 (SA) Improvements				
<b>Status:</b>	Open	<b>Objective:</b>	Create suitable living environments		
<b>Location:</b>	2047 E 36th St Lorain, OH 44055	<b>Outcome:</b>	Sustainability		
		<b>Matrix Code:</b>	Parks, Recreational Facilities (03F)	<b>National Objective:</b>	LMA

Activity to prevent, prepare for, and respond to Coronavirus: No

Initial Funding Date: 05/11/2022

**Description:**

Park Improvements include: installing a new Swingset(which includes a Tandem Swing) and Rehabbing Dugouts.

**Financing**

	Fund Type	Grant Year	Grant	Funded Amount	Drawn In Program Year	Drawn Thru Program Year
CDBG	PI			\$57,625.59	\$56,371.30	\$56,371.30
<b>Total</b>	<b>Total</b>			<b>\$57,625.59</b>	<b>\$56,371.30</b>	<b>\$56,371.30</b>

**Proposed Accomplishments**

Public Facilities : 1  
Total Population in Service Area: 14,700  
Census Tract Percent Low / Mod: 68.33

**Annual Accomplishments**

Years	Accomplishment Narrative	# Benefitting
2023	In 2023, 4 dugouts were replaced with new dugouts totaling \$49,511.16	



U.S. Department of Housing and Urban Development  
Office of Community Planning and Development  
Integrated Disbursement and Information System  
CDBG Activity Summary Report (GPR) for Program Year 2023  
LORAIN

Date: 12-Mar-2024  
Time: 14:52  
Page: 63

<b>PGM Year:</b>	2020				
<b>Project:</b>	0027 - Urban League Subsistence Payments				
<b>IDIS Activity:</b>	1962 - Urban League - EAP - Utility Assistance				
<b>Status:</b>	Canceled 1/16/2024 11:45:36 AM	<b>Objective:</b>	Provide decent affordable housing		
<b>Location:</b>	200 Middle Ave Suite 200 Elyria, OH 44035-5625	<b>Outcome:</b>	Affordability		
		<b>Matrix Code:</b>	Subsistence Payment (05Q)	<b>National Objective:</b>	LMC

**Activity to prevent, prepare for, and respond to Coronavirus:** Yes

**Initial Funding Date:** 06/16/2022

**Description:**

CDBG-CV funding will be utilized by the Lorain County Urban League to prepare and respond to the COVID-19 pandemic by administering an Emergency Assistance Program (EAP). EAP will include rent, mortgage, and utility assistance to LMI residents who are facing risk of eviction, foreclosure, and/or disconnection of utility services to maintain safe, adequate, and stable housing while preventing homelessness.

This activity will be for utility assistance only.

11624: This activity was canceled, because the need in the community has continued to be primarily rent and mortgage assistance.

This funding has been moved to Activity #1844 to cover rent and mortgage assistance.

**Financing**

No data returned for this view. This might be because the applied filter excludes all data.

**Proposed Accomplishments**

People (General) : 25

**Actual Accomplishments**

Number assisted:

	Owner		Renter		Total		Person	
	Total	Hispanic	Total	Hispanic	Total	Hispanic	Total	Hispanic
White:	0	0	0	0	0	0	0	0
Black/African American:	0	0	0	0	0	0	0	0
Asian:	0	0	0	0	0	0	0	0
American Indian/Alaskan Native:	0	0	0	0	0	0	0	0
Native Hawaiian/Other Pacific Islander:	0	0	0	0	0	0	0	0
American Indian/Alaskan Native & White:	0	0	0	0	0	0	0	0

PR03 - LORAIN

Page: 63 of 170



U.S. Department of Housing and Urban Development  
Office of Community Planning and Development  
Integrated Disbursement and Information System  
CDBG Activity Summary Report (GPR) for Program Year 2023  
LORAIN

Date: 12-Mar-2024  
Time: 14:52  
Page: 64

Asian White:	0	0	0	0	0	0	0	0
Black/African American & White:	0	0	0	0	0	0	0	0
American Indian/Alaskan Native & Black/African American:	0	0	0	0	0	0	0	0
Other multi-racial:	0	0	0	0	0	0	0	0
Asian/Pacific Islander:	0	0	0	0	0	0	0	0
Hispanic:	0	0	0	0	0	0	0	0
<b>Total:</b>	<b>0</b>	<b>0</b>	<b>0</b>	<b>0</b>	<b>0</b>	<b>0</b>	<b>0</b>	<b>0</b>

Female-headed Households: 0 0 0

Income Category:

	Owner	Renter	Total	Person
Extremely Low	0	0	0	0
Low Mod	0	0	0	0
Moderate	0	0	0	0
Non Low Moderate	0	0	0	0
Total	0	0	0	0
Percent Low/Mod				

Annual Accomplishments

No data returned for this view. This might be because the applied filter excludes all data.



U.S. Department of Housing and Urban Development  
Office of Community Planning and Development  
Integrated Disbursement and Information System  
CDBG Activity Summary Report (GPR) for Program Year 2023  
LORAIN

Date: 12-Mar-2024  
Time: 14:52  
Page: 65

<b>PGM Year:</b>	2020		
<b>Project:</b>	0041 - Clearance & Demo (LMA)		
<b>IDIS Activity:</b>	1963 - F St - Demolition - Environmental Studies		
<b>Status:</b>	Open	<b>Objective:</b>	Create suitable living environments
<b>Location:</b>	1122 F St Lorain, OH 44052-2255	<b>Outcome:</b>	Availability/accessibility
		<b>Matrix Code:</b>	Clearance and Demolition (04)
		<b>National Objective:</b>	LMA

Activity to prevent, prepare for, and respond to Coronavirus: No

Initial Funding Date: 06/21/2022

**Description:**

Phase 1 Environmental Assessment for demolition

**Financing**

	Fund Type	Grant Year	Grant	Funded Amount	Drawn In Program Year	Drawn Thru Program Year
CDBG	PI			\$4,207.50	\$0.00	\$4,142.50
<b>Total</b>	<b>Total</b>			<b>\$4,207.50</b>	<b>\$0.00</b>	<b>\$4,142.50</b>

**Proposed Accomplishments**

Public Facilities : 1

Total Population in Service Area: 17,005

Census Tract Percent Low / Mod: 63.72

**Annual Accomplishments**

No data returned for this view. This might be because the applied filter excludes all data.



U.S. Department of Housing and Urban Development  
Office of Community Planning and Development  
Integrated Disbursement and Information System  
CDBG Activity Summary Report (GPR) for Program Year 2023  
LORAIN

Date: 12-Mar-2024  
Time: 14:52  
Page: 66

PGM Year:	2021				
Project:	0020 - Public Facility Improvement				
IDIS Activity:	1964 - Neighborhood Alliance - Child Enrichment Services - Playground				
Status:	Completed 11/9/2023 12:00:00 AM		Objective:	Create suitable living environments	
Location:	3835 Clifton Ave Lorain, OH 44055-2363		Outcome:	Sustainability	
			Matrix Code:	Child Care Centers (03M)	National Objective: LMC

Activity to prevent, prepare for, and respond to Coronavirus: No

Initial Funding Date: 07/27/2022

Description:

Neighborhood Alliance will purchase and install new playground equipment for their Child Enrichment Services, specifically for school-aged children. The City of Lorain has determined that the activity is of such a nature and location that it can be concluded that clients are primarily LMI.

Neighborhood Alliance Child Enrichment Services childcare center is located in a primarily LMI area and the mission and purpose of Neighborhood Alliance is to provide care and services for LMI and homeless persons.

Neighborhood Alliance focuses its services and locations in areas that are within walking distance of those in greatest need and ninety-seven percent (97%) of the population served lives in poverty.

As of June 9, 2022, 95% of enrolled children are subsidized through the Ohio Department of Jobs and Family Services (ODJFS).

The ODJFS income qualifies families based on the federal poverty level, which aligns with the income limits utilized for CDBG. The childcare center is located in a primarily LMI area and the majority of clients served are income-qualified via ODJFS.

Additionally, the majority of clients served through Neighborhood Alliance are LMI and/or living in poverty.

Therefore, the City of Lorain has concluded that clients served by the Child Enrichment Services program are predominantly LMI persons.

Financing

	Fund Type	Grant Year	Grant	Funded Amount	Drawn In Program Year	Drawn Thru Program Year
CDBG	EN	2021	B21MC390016	\$25,000.00	\$25,000.00	\$25,000.00
Total	Total			\$25,000.00	\$25,000.00	\$25,000.00

Proposed Accomplishments

Public Facilities : 1

Actual Accomplishments

Number assisted:

	Owner		Renter		Total		Person	
	Total	Hispanic	Total	Hispanic	Total	Hispanic	Total	Hispanic
White:	0	0	0	0	0	0	19	12
Black/African American:	0	0	0	0	0	0	18	7
Asian:	0	0	0	0	0	0	0	0

PR03 - LORAIN

Page: 66 of 170





U.S. Department of Housing and Urban Development  
Office of Community Planning and Development  
Integrated Disbursement and Information System  
CDBG Activity Summary Report (GPR) for Program Year 2023  
LORAIN

Date: 12-Mar-2024  
Time: 14:52  
Page: 67

American Indian/Alaskan Native:	0	0	0	0	0	0	0	0
Native Hawaiian/Other Pacific Islander:	0	0	0	0	0	0	0	0
American Indian/Alaskan Native & White:	0	0	0	0	0	0	0	0
Asian White:	0	0	0	0	0	0	0	0
Black/African American & White:	0	0	0	0	0	0	3	0
American Indian/Alaskan Native & Black/African American:	0	0	0	0	0	0	0	0
Other multi-racial:	0	0	0	0	0	0	2	0
Asian/Pacific Islander:	0	0	0	0	0	0	0	0
Hispanic:	0	0	0	0	0	0	0	0
<b>Total:</b>	<b>0</b>	<b>0</b>	<b>0</b>	<b>0</b>	<b>0</b>	<b>0</b>	<b>42</b>	<b>19</b>

Female-headed Households: 0 0 0

Income Category:

	Owner	Renter	Total	Person
Extremely Low	0	0	0	3
Low Mod	0	0	0	39
Moderate	0	0	0	0
Non Low Moderate	0	0	0	0
Total	0	0	0	42
Percent Low/Mod				100.0%

Annual Accomplishments

Years	Accomplishment Narrative	# Benefitting
2023	Neighborhood Alliance originally planned to build out a playground area with various elements, inclusive of fencing and paved areas for four square or basketball. Due to various delays, unanticipated increased costs, and the overall complexity of the project, the original plan was not attainable. A new plan was established to create an area that could be completed in a timely and costly manner, but still allowed the school-age children to learn and play. Neighborhood Alliance utilized the full \$25,000 to purchase various playground components and games for children enrolled at the Lorain Center. Before the funding, the school age children only had an open yard to play in that lacked a barrier to the adjacent parking lot. The new equipment establishes a natural playscape that is age-appropriate. It creates areas for sitting and learning, eating lunch and snacks, and storage benches are utilized to establish barriers between the playspace and the parking lot.	



U.S. Department of Housing and Urban Development  
Office of Community Planning and Development  
Integrated Disbursement and Information System  
CDBG Activity Summary Report (GPR) for Program Year 2023  
LORAIN

Date: 12-Mar-2024  
Time: 14:52  
Page: 68

PGM Year:	2021		
Project:	0011 - Emergency Home Repair		
IDIS Activity:	1965 - Emergency Home Repair-ADMIN		
Status:	Completed 3/4/2024 12:00:00 AM	Objective:	Create suitable living environments
Location:	4724 Gary Ave Lorain, OH 44055-3517	Outcome:	Sustainability
		Matrix Code:	Rehabilitation Administration (14H)
		National Objective:	LMH

Activity to prevent, prepare for, and respond to Coronavirus: No

Initial Funding Date: 08/25/2022

Description:

Admin cost to administer the Emergency Home Repair AKA Roof & Gutter Program.  
Individual address activities will be linked to this activity. This activity was originally funded for \$40,000 (20% of the allocation of \$200,000).  
During the course of the project, one of the clients passed away prior to work being performed but after having the mortgage recorded and drawn against the project.  
Additional funding is being added to this activity so that the drawn amount and the amount needed to release the mortgage can be against the Admin activity, not the address activity.

Financing

	Fund Type	Grant Year	Grant	Funded Amount	Drawn In Program Year	Drawn Thru Program Year
CDBG	EN	2021	B21MC390016	\$40,128.00	\$3,852.84	\$40,090.00
Total	Total			\$40,128.00	\$3,852.84	\$40,090.00

Proposed Accomplishments

Housing Units : 13

Actual Accomplishments

Number assisted:

	Owner		Renter		Total		Person	
	Total	Hispanic	Total	Hispanic	Total	Hispanic	Total	Hispanic
White:	4	2	0	0	4	2	0	0
Black/African American:	3	0	0	0	3	0	0	0
Asian:	0	0	0	0	0	0	0	0
American Indian/Alaskan Native:	0	0	0	0	0	0	0	0
Native Hawaiian/Other Pacific Islander:	0	0	0	0	0	0	0	0
American Indian/Alaskan Native & White:	0	0	0	0	0	0	0	0
Asian White:	0	0	0	0	0	0	0	0
Black/African American & White:	0	0	0	0	0	0	0	0
American Indian/Alaskan Native & Black/African American:	0	0	0	0	0	0	0	0
Other multi-racial:	0	0	0	0	0	0	0	0
Asian/Pacific Islander:	0	0	0	0	0	0	0	0

PR03 - LORAIN

Page: 68 of 170



U.S. Department of Housing and Urban Development  
Office of Community Planning and Development  
Integrated Disbursement and Information System  
CDBG Activity Summary Report (GPR) for Program Year 2023  
LORAIN

Date: 12-Mar-2024  
Time: 14:52  
Page: 69

Hispanic:	0	0	0	0	0	0	0	0
<b>Total:</b>	<b>7</b>	<b>2</b>	<b>0</b>	<b>0</b>	<b>7</b>	<b>2</b>	<b>0</b>	<b>0</b>
Female-headed Households:	3		0		3			
<b>Income Category:</b>								
	<b>Owner</b>	<b>Renter</b>	<b>Total</b>	<b>Person</b>				
Extremely Low	2	0	2	0				
Low Mod	6	0	6	0				
Moderate	1	0	1	0				
Non Low Moderate	0	0	0	0				
Total	9	0	9	0				
Percent Low/Mod	100.0%		100.0%					

**Annual Accomplishments**

Years	Accomplishment Narrative	# Benefiting
-------	--------------------------	--------------

2022	Accomplishment data for Activity Numbers: 1989; 1990; 1991; 1993; 1997	
------	--	--

Under the Lead Hazard Remediation Actions, you will see that 5 units are classified under Interim Controls or Standard Practices. Unfortunately, no interim controls or standard practices were conducted for these 5 units. The City processed and approved these associated activities prior to May 24, 2023.

The City of Lorain's CPD HUD Rep conducted monitoring from May 22, 2023-June 9, 2023. On July 28, 2023, the City received the monitoring results expressing concern about the Assessments for Lead-Based Paint Exemption (LBP) under the City's Housing Rehabilitation Program. It was evident that the City was not consistently assessing projects for possible exemption of lead because it was presumed these projects are exempt as no paint is disturbed for roof and gutter replacement. As recommended by HUD, the City immediately updated the Policies & Procedures to reflect the incorporation of Lead Safe Housing Requirements in each project file. The City also partnered with the Lorain County Health Department to inspect and assess every house constructed before 1978. In the event LBP is detected, the homeowner is required to contact Lead Certified or RRP Certified Contractors to obtain estimates for the project scope. All project files from May 25, 2023 to date address Lead Safe Housing Requirements.



U.S. Department of Housing and Urban Development  
Office of Community Planning and Development  
Integrated Disbursement and Information System  
CDBG Activity Summary Report (GPR) for Program Year 2023  
LORAIN

Date: 12-Mar-2024  
Time: 14:52  
Page: 70

Years	Accomplishment Narrative	# Benefitting
2023	<p>Associated Activities: 1967, 1992, 1996, 1998, 2001, 2002, 2003 Accomplishment data for Activity Numbers: 1967, 1992, 1996, 1998, 2001, 2002, 2003</p> <p>Under the Lead Hazard Remediation Actions, you will see that 7 units are classified under Interim Controls or Standard Practices. Unfortunately, no interim controls or standard practices were conducted for these 7 units. The City processed and approved these associated activities prior to May 24, 2023.</p> <p>The City of Lorain's CPD HUD Rep conducted monitoring from May 22, 2023-June 9, 2023. On July 28, 2023, the City received the monitoring results expressing concern about the Assessments for Lead-Based Paint Exemption (LBP) under the City's Housing Rehabilitation Program. It was evident that the City was not consistently assessing projects for possible exemption of lead because it was presumed these projects are exempt as no paint is disturbed for roof and gutter replacement. As recommended by HUD, the City immediately updated the Policies &amp; Procedures to reflect the incorporation of Lead Safe Housing Requirements in each project file. The City also partnered with the Lorain County Health Department to inspect and assess every house constructed before 1978. In the event LBP is detected, the homeowner is required to contact Lead Certified or RRP Certified Contractors to obtain estimates for the project scope. All project files from May 25, 2023 to date address Lead Safe Housing Requirements.</p> <p>Our proposed units count does not match our direct benefit data as one project file was cancelled as a result of the homeowner passing away prior to work starting. The IDIS activity associated to the late Rose Drozdowski was Activity #2000 and was cancelled on 1/24/24. The details surrounding this file are included in this Activity's Accomplishment Narrative as administrative time and funding were still spent on this file.</p>	



U.S. Department of Housing and Urban Development  
Office of Community Planning and Development  
Integrated Disbursement and Information System  
CDBG Activity Summary Report (GPR) for Program Year 2023  
LORAIN

Date: 12-Mar-2024  
Time: 14:52  
Page: 71

**PGM Year:** 2021  
**Project:** 0003 - Street Improvements  
**IDIS Activity:** 1966 - Shaffer Dr - Street Improvements  
**Status:** Completed 2/17/2023 12:00:00 AM  
**Location:** Shaffer between Ashland and Oberlin Lorain, OH 44053  
**Objective:** Create suitable living environments  
**Outcome:** Sustainability  
**Matrix Code:** Street Improvements (03K)  
**National Objective:** LMA

**Activity to prevent, prepare for, and respond to Coronavirus:** No

**Initial Funding Date:** 08/25/2022

**Description:**

Pavement removal and replacement, inclusive of any other necessary appurtenances for Shaffer Drive between Ashland and Oberlin Avenues

**Financing**

	Fund Type	Grant Year	Grant	Funded Amount	Drawn In Program Year	Drawn Thru Program Year
CDBG	EN	2015	B15MC390016	\$8,071.76	\$0.00	\$8,071.76
		2020	B20MC390016	\$70,348.43	\$0.00	\$70,348.43
		2021	B21MC390016	\$125,578.29	\$0.00	\$125,578.29
<b>Total</b>	<b>Total</b>			<b>\$203,998.48</b>	<b>\$0.00</b>	<b>\$203,998.48</b>

**Proposed Accomplishments**

People (General) : 1,590

Total Population in Service Area: 1,590

Census Tract Percent Low / Mod: 64.15

**Annual Accomplishments**

Years	Accomplishment Narrative	# Benefitting
2021	Complete pavement removal and replacement casting, pavement markings, grading, seeding and mulching an other necessary appurtenances for Shaffer Drive between Ashland and Oberlin Avenues.	



U.S. Department of Housing and Urban Development  
Office of Community Planning and Development  
Integrated Disbursement and Information System  
CDBG Activity Summary Report (GPR) for Program Year 2023  
LORAIN

Date: 12-Mar-2024  
Time: 14:52  
Page: 72

PGM Year:	2021		
Project:	0011 - Emergency Home Repair		
IDIS Activity:	1967 - 1412 W. 20th_Andres		
Status:	Completed 7/20/2023 12:00:00 AM	Objective:	Provide decent affordable housing
Location:	1412 W 20th St Lorain, OH 44052-3936	Outcome:	Sustainability
		Matrix Code:	Rehab; Single-Unit Residential (14A)
		National Objective:	LMH

Activity to prevent, prepare for, and respond to Coronavirus: No

Initial Funding Date: 09/07/2022

Description:

Homeowner will receive updated plumbing and sewer in areas that posed leakage. They are also receiving repairs to the chimney where it needs to be fixed.

Financing

	Fund Type	Grant Year	Grant	Funded Amount	Drawn In Program Year	Drawn Thru Program Year
CDBG	EN	2021	B21MC390016	\$12,327.26	\$12,237.26	\$12,327.26
		2022	B22MC390016	\$181.74	\$181.74	\$181.74
Total	Total			\$12,509.00	\$12,419.00	\$12,509.00

Proposed Accomplishments

Actual Accomplishments

Number assisted:

	Owner		Renter		Total		Person	
	Total	Hispanic	Total	Hispanic	Total	Hispanic	Total	Hispanic
White:	0	0	0	0	0	0	0	0
Black/African American:	0	0	0	0	0	0	0	0
Asian:	0	0	0	0	0	0	0	0
American Indian/Alaskan Native:	0	0	0	0	0	0	0	0
Native Hawaiian/Other Pacific Islander:	0	0	0	0	0	0	0	0
American Indian/Alaskan Native & White:	0	0	0	0	0	0	0	0
Asian White:	0	0	0	0	0	0	0	0
Black/African American & White:	0	0	0	0	0	0	0	0
American Indian/Alaskan Native & Black/African American:	0	0	0	0	0	0	0	0
Other multi-racial:	0	0	0	0	0	0	0	0
Asian/Pacific Islander:	0	0	0	0	0	0	0	0
Hispanic:	0	0	0	0	0	0	0	0

PR03 - LORAIN

Page: 72 of 170



U.S. Department of Housing and Urban Development  
Office of Community Planning and Development  
Integrated Disbursement and Information System  
CDBG Activity Summary Report (GPR) for Program Year 2023  
LORAIN

Date: 12-Mar-2024  
Time: 14:52  
Page: 73

**Total:** 0 0 0 0 0 0 0 0

Female-headed Households: 0 0 0

**Income Category:**

	Owner	Renter	Total	Person
Extremely Low	0	0	0	0
Low Mod	0	0	0	0
Moderate	0	0	0	0
Non Low Moderate	0	0	0	0
Total	0	0	0	0

Percent Low/Mod

**Annual Accomplishments**

Years	Accomplishment Narrative	# Benefitting
2022	Chimney repairs; reflash, add new wash on top. Remove vent from behind and seal. Fix shingles. Venting soffit for attic and roof	
2023	replacing bad cast iron joints throughout the basement that run to the bathroom, this includes toilet, sink, vanity, where there are corroded or cracked cast iron. We will be hooking up the shower system in the basement as well as replacing the outdoor spigot. We will replace the kitchen sink discharge rubber gasket so that it doesn't leak anymore. Customer will supply new shower valves that we put in for her. No warranty is associated with customer supplied products. Fix up to 20 ft of your sewer line where there is a crack and root intrusion. This will be SDR 35 piping embedded in stone and mounded. No yard repair is included in your pricing. There is a clean out included	



U.S. Department of Housing and Urban Development  
Office of Community Planning and Development  
Integrated Disbursement and Information System  
CDBG Activity Summary Report (GPR) for Program Year 2023  
LORAIN

Date: 12-Mar-2024  
Time: 14:52  
Page: 74

PGM Year:	2020					
Project:	0042 - Public Service Pocket Program					
IDIS Activity:	1968 - Map Your Way Foundation - MaP Your Way Lorain					
Status:	Open			Objective:	Create suitable living environments	
Location:	121 N Leavitt Rd Amherst, OH 44001-1100			Outcome:	Availability/accessibility	
				Matrix Code:	Employment Training (05H)	National Objective: LMC

Activity to prevent, prepare for, and respond to Coronavirus: No

Initial Funding Date: 09/20/2022

Description:

MaP Your Way's objectives are to improve inclusion and diversity in the workforce by providing workforce development to Lorain residents, specifically targeting support towards those with disabilities, students and youth, individuals facing homelessness, and the unemployed and underemployed. MaP Your Way will provide social work services to assist low-to-moderate income residents of the City of Lorain in connecting to area resources including employment, food benefits, child care, clothing, housing, and other services identified as pre-vocational service necessary to be ready for employment. Moreover, MaP Your Way will assist in connecting residents with hiring events and obtaining job interviews (in-person or virtually).

Financing

	Fund Type	Grant Year	Grant	Funded Amount	Drawn In Program Year	Drawn Thru Program Year
CDBG	PI			\$5,000.00	\$0.00	\$0.00
Total	Total			\$5,000.00	\$0.00	\$0.00

Proposed Accomplishments

People (General) : 75

Actual Accomplishments

Number assisted:

	Owner		Renter		Total		Person	
	Total	Hispanic	Total	Hispanic	Total	Hispanic	Total	Hispanic
White:	0	0	0	0	0	0	2	0
Black/African American:	0	0	0	0	0	0	5	0
Asian:	0	0	0	0	0	0	0	0
American Indian/Alaskan Native:	0	0	0	0	0	0	0	0
Native Hawaiian/Other Pacific Islander:	0	0	0	0	0	0	0	0
American Indian/Alaskan Native & White:	0	0	0	0	0	0	0	0
Asian White:	0	0	0	0	0	0	0	0
Black/African American & White:	0	0	0	0	0	0	0	0
American Indian/Alaskan Native & Black/African American:	0	0	0	0	0	0	0	0
Other multi-racial:	0	0	0	0	0	0	2	2

PR03 - LORAIN

Page: 74 of 170





U.S. Department of Housing and Urban Development  
Office of Community Planning and Development  
Integrated Disbursement and Information System  
CDBG Activity Summary Report (GPR) for Program Year 2023  
LORAIN

Date: 12-Mar-2024  
Time: 14:52  
Page: 75

Asian/Pacific Islander:	0	0	0	0	0	0	0	0
Hispanic:	0	0	0	0	0	0	0	0
<b>Total:</b>	<b>0</b>	<b>0</b>	<b>0</b>	<b>0</b>	<b>0</b>	<b>0</b>	<b>9</b>	<b>2</b>
Female-headed Households:	0		0		0			

Income Category:

	Owner	Renter	Total	Person
Extremely Low	0	0	0	8
Low Mod	0	0	0	1
Moderate	0	0	0	0
Non Low Moderate	0	0	0	0
Total	0	0	0	9
Percent Low/Mod				100.0%

Annual Accomplishments

Years	Accomplishment Narrative	# Benefitting
2023	The Subrecipient gathered information primarily through referrals and mailings. They sent over 1,500 mailings containing information and resources to assist families. The Subrecipient was able to service 9 residents prior to the agreement being terminated. The City was scheduled to monitor the Subrecipient on July 13th as there were some concerns for programmatic compliance and timely delivery. The morning of the scheduled monitoring the Subrecipient requested the agreement be terminated because the cost to administer the grant, exceeded the grants value. The City accepted and terminated the agreement. Teh funding will be reallocated to another project.	



U.S. Department of Housing and Urban Development  
Office of Community Planning and Development  
Integrated Disbursement and Information System  
CDBG Activity Summary Report (GPR) for Program Year 2023  
LORAIN

Date: 12-Mar-2024  
Time: 14:52  
Page: 76

PGM Year:	2022				
Project:	0007 - Public Service				
IDIS Activity:	1969 - Legal Aid - Securing Shelter, Safety, & Economic Support				
Status:	Completed 5/15/2023 12:00:00 AM		Objective:	Create suitable living environments	
Location:	1223 W 6th St Cleveland, OH 44113-1339		Outcome:	Availability/accessibility	
			Matrix Code:	Legal Services (05C)	National Objective: LMC

Activity to prevent, prepare for, and respond to Coronavirus: No

Initial Funding Date: 09/20/2022

Description:

The Subrecipient will expand their services to provide free legal assistance and representation, community education and outreach, and systemic advocacy for low-to-moderate income persons in the City of Lorain who shelter, safety, and/or economic security are at risk.  
The Subrecipient will utilize community partners to facilitate referrals and collaborate on community education and advocacy opportunities.  
The Subrecipients goal is for Lorain residents to experience increased stability, solve problems that impact basic needs and be empowered to enforce their rights.  
The Subrecipients advice and representation will cover clients in administrative hearings, negotiations, and litigation in areas including, but not limited to: consumer rights, disability, domestic violence, education, employment, family law, health, housing, foreclosure, immigration, public benefits, utilities, and tax issues.

Financing

	Fund Type	Grant Year	Grant	Funded Amount	Drawn In Program Year	Drawn Thru Program Year
CDBG	PI			\$25,000.00	\$2,466.80	\$25,000.00
<b>Total</b>	<b>Total</b>			<b>\$25,000.00</b>	<b>\$2,466.80</b>	<b>\$25,000.00</b>

Proposed Accomplishments

People (General) : 95

Actual Accomplishments

Number assisted:

	Owner		Renter		Total		Person	
	Total	Hispanic	Total	Hispanic	Total	Hispanic	Total	Hispanic
White:	0	0	0	0	0	0	27	4
Black/African American:	0	0	0	0	0	0	29	0
Asian:	0	0	0	0	0	0	0	0
American Indian/Alaskan Native:	0	0	0	0	0	0	0	0
Native Hawaiian/Other Pacific Islander:	0	0	0	0	0	0	0	0
American Indian/Alaskan Native & White:	0	0	0	0	0	0	1	0
Asian White:	0	0	0	0	0	0	0	0
Black/African American & White:	0	0	0	0	0	0	0	0
American Indian/Alaskan Native & Black/African American:	0	0	0	0	0	0	0	0
Other multi-racial:	0	0	0	0	0	0	17	11

PR03 - LORAIN

Page: 76 of 170



U.S. Department of Housing and Urban Development  
Office of Community Planning and Development  
Integrated Disbursement and Information System  
CDBG Activity Summary Report (GPR) for Program Year 2023  
LORAIN

Date: 12-Mar-2024  
Time: 14:52  
Page: 77

Asian/Pacific Islander:	0	0	0	0	0	0	0	0
Hispanic:	0	0	0	0	0	0	0	0
<b>Total:</b>	<b>0</b>	<b>0</b>	<b>0</b>	<b>0</b>	<b>0</b>	<b>0</b>	<b>74</b>	<b>15</b>
Female-headed Households:	0		0		0			

Income Category:	Owner	Renter	Total	Person
Extremely Low	0	0	0	55
Low Mod	0	0	0	16
Moderate	0	0	0	3
Non Low Moderate	0	0	0	0
Total	0	0	0	74
Percent Low/Mod				100.0%

Annual Accomplishments

Years	Accomplishment Narrative	# Benefitting
2022	Legal Aid was able to provide legal services to 74 residents from October - December 2022. \$7,992.15 was spent in October for 45 residents. \$7,998.14 was spent in November for 21 residents. \$6,542.91 was spent in December for 8 residents.	
2023	Legal Aid was able to provide legal services to 10 residents in January, expending \$1,854.06. 10 of the 11 residents seen were new clients. Legal Aid expended the remaining \$612.74 to assist an additional 11 residents in February.	



U.S. Department of Housing and Urban Development  
Office of Community Planning and Development  
Integrated Disbursement and Information System  
CDBG Activity Summary Report (GPR) for Program Year 2023  
LORAIN

Date: 12-Mar-2024  
Time: 14:52  
Page: 78

PGM Year:	2022		
Project:	0007 - Public Service		
IDIS Activity:	1970 - Big Brothers Big Sisters - BIG Futures		
Status:	Open	Objective:	Create suitable living environments
Location:	1917 N Ridge Rd E Lorain, OH 44055-3378	Outcome:	Availability/accessibility
		Matrix Code:	Youth Services (05D)
		National Objective:	LMC

Activity to prevent, prepare for, and respond to Coronavirus: No

Initial Funding Date: 09/20/2022

Description:

The BIG Futures Career and College Readiness Mentoring Program will provide mentoring guidance, community support, and college and career readiness for high school students. BIG Futures is a pilot program created based on community requests and needs to assist at-risk school students who are unprepared for life after high school and the workforce. The Subrecipient will match a high school student with a working or retired adult mentor. Participants will meet with their mentors on a regular basis to support their interest in trade school or college, enlisting in the military and/or in entering the workforce or safety services. Individual aptitude and career assessments will be utilized in creating individualized career plans. The Subrecipient's objectives are to increase education success, improve attitudes and competencies, reduce risky behaviors, and increase career and college readiness. The program will also include retention support beyond high school to ensure success.

Financing

	Fund Type	Grant Year	Grant	Funded Amount	Drawn In Program Year	Drawn Thru Program Year
CDBG	PI			\$8,000.00	\$4,500.00	\$4,500.00
<b>Total</b>	<b>Total</b>			<b>\$8,000.00</b>	<b>\$4,500.00</b>	<b>\$4,500.00</b>

Proposed Accomplishments

People (General) : 20

Actual Accomplishments

Number assisted:

	Owner		Renter		Total		Person	
	Total	Hispanic	Total	Hispanic	Total	Hispanic	Total	Hispanic
White:	0	0	0	0	0	0	3	1
Black/African American:	0	0	0	0	0	0	2	1
Asian:	0	0	0	0	0	0	0	0
American Indian/Alaskan Native:	0	0	0	0	0	0	0	0
Native Hawaiian/Other Pacific Islander:	0	0	0	0	0	0	0	0
American Indian/Alaskan Native & White:	0	0	0	0	0	0	0	0
Asian White:	0	0	0	0	0	0	0	0
Black/African American & White:	0	0	0	0	0	0	1	0
American Indian/Alaskan Native & Black/African American:	0	0	0	0	0	0	0	0

PR03 - LORAIN

Page: 78 of 170



U.S. Department of Housing and Urban Development  
Office of Community Planning and Development  
Integrated Disbursement and Information System  
CDBG Activity Summary Report (GPR) for Program Year 2023  
LORAIN

Date: 12-Mar-2024  
Time: 14:52  
Page: 79

Other multi-racial:	0	0	0	0	0	0	4	3
Asian/Pacific Islander:	0	0	0	0	0	0	0	0
Hispanic:	0	0	0	0	0	0	0	0
<b>Total:</b>	<b>0</b>	<b>0</b>	<b>0</b>	<b>0</b>	<b>0</b>	<b>0</b>	<b>10</b>	<b>5</b>
Female-headed Households:	0		0		0			

Income Category:

	Owner	Renter	Total	Person
Extremely Low	0	0	0	3
Low Mod	0	0	0	3
Moderate	0	0	0	2
Non Low Moderate	0	0	0	2
Total	0	0	0	10
Percent Low/Mod				80.0%

Annual Accomplishments

Years	Accomplishment Narrative	# Benefitting
2022	Big Brothers Big Sisters of Lorain County has recruited 10 students for the program thus far and plan to begin programming in the new year, as requested by the Lorain High administration.	
2023	Big Brothers Big Sisters of Lorain County has recruited three additional students (1 in January and 2 in February) bringing the total to 13 Lorain residential students participating in the program thus far. Programming is underway with students engaged in curriculum related to career and college readiness and social and emotional learning leadership, as well as tutoring.	



U.S. Department of Housing and Urban Development  
Office of Community Planning and Development  
Integrated Disbursement and Information System  
CDBG Activity Summary Report (GPR) for Program Year 2023  
LORAIN

Date: 12-Mar-2024  
Time: 14:52  
Page: 80

PGM Year:	2022		
Project:	0003 - Street Improvements		
IDIS Activity:	1971 - Street Improvements - Admin		
Status:	Completed 2/16/2023 12:00:00 AM	Objective:	Create suitable living environments
Location:	200 W Erie Ave Lorain, OH 44052-1606	Outcome:	Sustainability
		Matrix Code:	Street Improvements (03K)
			National Objective: LMA

Activity to prevent, prepare for, and respond to Coronavirus: No

Initial Funding Date: 09/20/2022

Description:

Administrative oversight of various LMA street improvements on Garden Ave, Lexington Ave, W.  
22nd St, W.  
23rd St, E.  
39th St., Industrial St., Eagle Ave, Clinton Ave, E.  
31st St, E.  
42nd St, E St, H St, and Lovett Pl.  
All accomplishment data for all streets will be linked to this activity.

Financing

	Fund Type	Grant Year	Grant	Funded Amount	Drawn In Program Year	Drawn Thru Program Year
CDBG	PI			\$13,140.68	\$0.00	\$13,140.68
Total	Total			\$13,140.68	\$0.00	\$13,140.68

Proposed Accomplishments

People (General) : 10,410  
Total Population in Service Area: 10,410  
Census Tract Percent Low / Mod: 75.89

Annual Accomplishments



U.S. Department of Housing and Urban Development  
Office of Community Planning and Development  
Integrated Disbursement and Information System  
CDBG Activity Summary Report (GPR) for Program Year 2023  
LORAIN

Date: 12-Mar-2024  
Time: 14:52  
Page: 81

Years	Accomplishment Narrative	# Benefitting
2022	<p>*Lovett Pl between W. 8th St and W. 9th St Activity #1985 Mill and fill street improvements on Lovett Pl between W. 8th St and W. 9th St.</p> <p>*H St between Georgia Ave and Idaho Ave Activity #1984 Mill and fill improvements on H Street between Georgia Ave and Idaho Ave.</p> <p>*E St between Delaware and Florida Ave Activity #1983 Mill and fill street improvements on E St between Delaware Ave and Florida Ave.</p> <p>*E. 31st St between Seneca and Clinton Ave Activity #1982 Mill and fill street improvements on E. 31st St between Seneca Ave and Clinton Ave.</p> <p>*Clinton Ave between E. 32nd St and E. 33rd St, Activity #1981 Mill and fill street improvements for Clinton Ave between E. 32nd St and E. 33rd St.</p> <p>*Eagle Ave between Factory St and Industrial St Activity #1980 Mill and fill street improvement for Eagle Ave between Factory St and Industrial St.</p> <p>*Industrial St between Fulton Rd and Eagle Ave Activity #1979 Mill and fill street improvements on Industrial St between Fulton Rd and Eagle Ave. This encompasses improvements on Industrial St between Fulton and Victory Ave, as well as improvements on Industrial between Victory and Eagle Ave.</p> <p>*E. 39th St from Elyria to Dallas Ave Activity #1978 Mill and fill street improvements for E. 39th St between Elyria and Dallas Ave. This encompasses an improvement on E. 39th between Elyria and Denver, Denver and Toledo, Toledo and Clifton, Clifton and Canton, Canton and Omaha, Omaha and Russell, and Russell and Dallas.</p> <p>*W. 23rd St between Lexington Ave and Kelly Pl Activity #1977 Mill and fill street improvements for W. 23rd Street between Lexington Ave and Kelly Pl.</p> <p>*W. 22nd St between Washington and Oakdale Activity #1976 Mill and fill street improvement of W. 22nd St between Washington Ave and Oakdale Ave. This consists of an individual improvement on W. 22nd St between Washington Ave and Beech Ave and another improvement on W. 22nd St between Beech Ave and Oakdale Ave.</p> <p>*W. 22nd St between Oakdale and Reid Activity #1975 Mill and fill street improvements on W. 22nd Street between Oakdale and Reid Ave. This encompasses a street improvement on W. 22nd Street from Oakdale and Lexington and another improvement on W. 22nd between Lexington and Reid Ave.</p>	



U.S. Department of Housing and Urban Development  
Office of Community Planning and Development  
Integrated Disbursement and Information System  
CDBG Activity Summary Report (GPR) for Program Year 2023  
LORAIN

Date: 12-Mar-2024  
Time: 14:52  
Page: 82

PGM Year:	2022		
Project:	0007 - Public Service		
IDIS Activity:	1986 - Goodwill - Digital Skills for Employment & Beyond		
Status:	Open	Objective:	Create suitable living environments
Location:	145 Keep Ct Elyria, OH 44035-2214	Outcome:	Availability/accessibility
		Matrix Code:	Employment Training (05H)
		National Objective:	LMC

Activity to prevent, prepare for, and respond to Coronavirus: No

Initial Funding Date: 09/20/2022

Description:

The Digital Skills for Employment and Beyond program focuses on employment readiness by focusing on narrowing the digital divide. Goodwill will focus on closing the gap for adult learners and workers displaced from occupations, with an emphasis to include the elderly and parents of school age children. Participants will be taught how to navigate online services promoted and provided by the City of Lorain and other online services. They will learn Microsoft and Google Suites as well as Zoom and other services to be able to complete web-based trainings, classes, interviews, and access City Council meetings. The program will assist participants overcome barriers to employment and become more self-sufficient. The program includes self-assessments, application and resume writing, job searching and networking, interviewing skills, and soft skills. The program will conclude with the creation of a career portfolio consisting of a resume, cover letter, certificate of completion, and any other documents that are useful for employability.

Financing

	Fund Type	Grant Year	Grant	Funded Amount	Drawn In Program Year	Drawn Thru Program Year
CDBG	PI			\$25,000.00	\$10,121.17	\$10,121.17
<b>Total</b>	<b>Total</b>			<b>\$25,000.00</b>	<b>\$10,121.17</b>	<b>\$10,121.17</b>

Proposed Accomplishments

People (General) : 40

Actual Accomplishments

Number assisted:

	Owner		Renter		Total		Person	
	Total	Hispanic	Total	Hispanic	Total	Hispanic	Total	Hispanic
White:	0	0	0	0	0	0	19	7
Black/African American:	0	0	0	0	0	0	12	0
Asian:	0	0	0	0	0	0	0	0
American Indian/Alaskan Native:	0	0	0	0	0	0	0	0
Native Hawaiian/Other Pacific Islander:	0	0	0	0	0	0	0	0
American Indian/Alaskan Native & White:	0	0	0	0	0	0	0	0
Asian White:	0	0	0	0	0	0	0	0
Black/African American & White:	0	0	0	0	0	0	0	0
American Indian/Alaskan Native & Black/African American:	0	0	0	0	0	0	0	0

PR03 - LORAIN

Page: 82 of 170





U.S. Department of Housing and Urban Development  
Office of Community Planning and Development  
Integrated Disbursement and Information System  
CDBG Activity Summary Report (GPR) for Program Year 2023  
LORAIN

Date: 12-Mar-2024  
Time: 14:52  
Page: 83

Other multi-racial:	0	0	0	0	0	0	8	8
Asian/Pacific Islander:	0	0	0	0	0	0	0	0
Hispanic:	0	0	0	0	0	0	0	0
<b>Total:</b>	<b>0</b>	<b>0</b>	<b>0</b>	<b>0</b>	<b>0</b>	<b>0</b>	<b>39</b>	<b>15</b>

Female-headed Households: 0 0 0

Income Category:

	Owner	Renter	Total	Person
Extremely Low	0	0	0	24
Low Mod	0	0	0	11
Moderate	0	0	0	3
Non Low Moderate	0	0	0	1
Total	0	0	0	39
Percent Low/Mod				97.4%

Annual Accomplishments

Years	Accomplishment Narrative	# Benefitting
2022	There was a delay in programming starting due to staff changes with Goodwill and additional information needed to execute the Subrecipient Agreement. The agreement was executed in December and programming will begin in the new year.	
2023	From February - October 2023, Goodwill has utilized \$11,442.02 in payroll and supplies to provide digital literacy classes to 45 individuals, of which 6 are non-Lorain residents and 39 are Lorain residents. Classes have gone over the basics of computers, emails, and how to navigate the internet. 8 individuals have participated in job development and placement services to seek employment at some point throughout the program.	
2024	In January 2024, Goodwill utilized \$781.47 in payroll and supplies to provide digital literacy classes to 2 individuals, of which 1 are non-Lorain residents and 1 are Lorain residents. Classes have gone over the basics of computers, emails, and how to navigate the internet.	



U.S. Department of Housing and Urban Development  
Office of Community Planning and Development  
Integrated Disbursement and Information System  
CDBG Activity Summary Report (GPR) for Program Year 2023  
LORAIN

Date: 12-Mar-2024  
Time: 14:52  
Page: 84

**PGM Year:** 2022  
**Project:** 0007 - Public Service  
**IDIS Activity:** 1987 - P2R - Homeless Project  
**Status:** Open  
**Location:** 2100 N Ridge Rd Elyria, OH 44035-1241

**Objective:** Create suitable living environments  
**Outcome:** Availability/accessibility  
**Matrix Code:** Operating Costs of Homeless/AIDS Patients Programs (03T) **National Objective:** LMC

**Activity to prevent, prepare for, and respond to Coronavirus:** No

**Initial Funding Date:** 09/20/2022

**Description:**

P2R Training and Resource Center, Inc will enhance the use of targeted case management, peer mentorship, and workforce development to assist marginalized populations who are experiencing homelessness or living in conditions not suitable for long term habitation. This includes persons in recovery from opioid and other drug dependency, displaced workers, those with a criminal history/reentry, and others. Case managers, PeerReentry Specialists, and Workforce Coordinators will work together to assist clients overcome barriers to stable housing.

**Financing**

	Fund Type	Grant Year	Grant	Funded Amount	Drawn In Program Year	Drawn Thru Program Year
CDBG	PI			\$25,000.00	\$23,480.05	\$24,610.55
<b>Total</b>	<b>Total</b>			<b>\$25,000.00</b>	<b>\$23,480.05</b>	<b>\$24,610.55</b>

**Proposed Accomplishments**

People (General) : 76

**Actual Accomplishments**

Number assisted:

	Owner		Renter		Total		Person	
	Total	Hispanic	Total	Hispanic	Total	Hispanic	Total	Hispanic
White:	0	0	0	0	0	0	44	11
Black/African American:	0	0	0	0	0	0	54	5
Asian:	0	0	0	0	0	0	0	0
American Indian/Alaskan Native:	0	0	0	0	0	0	4	1
Native Hawaiian/Other Pacific Islander:	0	0	0	0	0	0	0	0
American Indian/Alaskan Native & White:	0	0	0	0	0	0	3	0
Asian White:	0	0	0	0	0	0	0	0
Black/African American & White:	0	0	0	0	0	0	0	0
American Indian/Alaskan Native & Black/African American:	0	0	0	0	0	0	2	0
Other multi-racial:	0	0	0	0	0	0	4	4
Asian/Pacific Islander:	0	0	0	0	0	0	0	0

PR03 - LORAIN

Page: 84 of 170



U.S. Department of Housing and Urban Development  
Office of Community Planning and Development  
Integrated Disbursement and Information System  
CDBG Activity Summary Report (GPR) for Program Year 2023  
LORAIN

Date: 12-Mar-2024  
Time: 14:52  
Page: 85

Hispanic:	0	0	0	0	0	0	0	0
<b>Total:</b>	<b>0</b>	<b>0</b>	<b>0</b>	<b>0</b>	<b>0</b>	<b>0</b>	<b>111</b>	<b>21</b>
Female-headed Households:	0		0		0			
<i>Income Category:</i>								
	<b>Owner</b>	<b>Renter</b>	<b>Total</b>	<b>Person</b>				
Extremely Low	0	0	0	93				
Low Mod	0	0	0	12				
Moderate	0	0	0	5				
Non Low Moderate	0	0	0	0				
Total	0	0	0	110				
Percent Low/Mod				100.0%				

**Annual Accomplishments**

<b>Years</b>	<b>Accomplishment Narrative</b>	<b># Benefiting</b>
2022	P2R provided case management services for 30 residents, 2 of which were given overnight shelter in 2022. P2R assisted 14 residents in November and 16 residents in December. \$1,130.50 was spent on payroll in November and \$2,611.19 was spent on payroll in December.	
2023	From January - July, P2R provided case management services for 110 persons. Of these people, 46% were female, 54% were male, and 3 individuals were Veterans. 43 people were homeless, of which 14 people received overnight shelter. \$20,868.86 was spent on payroll for the Case Manager who worked solely with Lorain residents. P2R provided wrap-around case management services, connecting residents with anything they may need when available. This could include but is not limited to: rapid re-housing, transportation services, mentoring, workforce training, food services, etc.	



U.S. Department of Housing and Urban Development  
Office of Community Planning and Development  
Integrated Disbursement and Information System  
CDBG Activity Summary Report (GPR) for Program Year 2023  
LORAIN

Date: 12-Mar-2024  
Time: 14:52  
Page: 86

**PGM Year:** 2022  
**Project:** 0001 - Administration  
**IDIS Activity:** 1988 - 2022 Admin Cost  
**Status:** Open  
**Location:** ,

**Objective:**  
**Outcome:**  
**Matrix Code:** General Program Administration (21A) **National Objective:**

**Activity to prevent, prepare for, and respond to Coronavirus:** No

**Initial Funding Date:** 09/20/2022

**Description:**

To pay for admin costs to administer the 2022 Block Grant Program

**Financing**

	Fund Type	Grant Year	Grant	Funded Amount	Drawn In Program Year	Drawn Thru Program Year
CDBG	EN	2022	B22MC390016	\$253,591.00	\$17,058.68	\$253,591.00
	PI			\$62,012.14	\$0.00	\$62,012.14
<b>Total</b>	<b>Total</b>			<b>\$315,603.14</b>	<b>\$17,058.68</b>	<b>\$315,603.14</b>

**Proposed Accomplishments**

**Actual Accomplishments**

*Number assisted:*

	<b>Owner</b>		<b>Renter</b>		<b>Total</b>		<b>Person</b>	
	Total	Hispanic	Total	Hispanic	Total	Hispanic	Total	Hispanic
White:					0	0		
Black/African American:					0	0		
Asian:					0	0		
American Indian/Alaskan Native:					0	0		
Native Hawaiian/Other Pacific Islander:					0	0		
American Indian/Alaskan Native & White:					0	0		
Asian White:					0	0		
Black/African American & White:					0	0		
American Indian/Alaskan Native & Black/African American:					0	0		
Other multi-racial:					0	0		
Asian/Pacific Islander:					0	0		
Hispanic:					0	0		
<b>Total:</b>	<b>0</b>	<b>0</b>	<b>0</b>	<b>0</b>	<b>0</b>	<b>0</b>	<b>0</b>	<b>0</b>

PR03 - LORAIN

Page: 86 of 170



U.S. Department of Housing and Urban Development  
Office of Community Planning and Development  
Integrated Disbursement and Information System  
CDBG Activity Summary Report (GPR) for Program Year 2023  
LORAIN

Date: 12-Mar-2024  
Time: 14:52  
Page: 87

Female-headed Households:

0

Income Category:	Owner	Renter	Total	Person
Extremely Low			0	
Low Mod			0	
Moderate			0	
Non Low Moderate			0	
Total	0	0	0	0
Percent Low/Mod				

**Annual Accomplishments**

No data returned for this view. This might be because the applied filter excludes all data.



U.S. Department of Housing and Urban Development  
Office of Community Planning and Development  
Integrated Disbursement and Information System  
CDBG Activity Summary Report (GPR) for Program Year 2023  
LORAIN

Date: 12-Mar-2024  
Time: 14:52  
Page: 88

PGM Year:	2021		
Project:	0011 - Emergency Home Repair		
IDIS Activity:	1989 - McGhee_2740 Rita Dr.		
Status:	Completed 2/28/2023 12:00:00 AM	Objective:	Create suitable living environments
Location:	2740 Rita Dr Lorain, OH 44053-2257	Outcome:	Sustainability
		Matrix Code:	Rehab; Single-Unit Residential (14A)
		National Objective:	LMH

Activity to prevent, prepare for, and respond to Coronavirus: No

Initial Funding Date: 10/20/2022

Description:

Homeowner will receive roof and gutter replacement by Vincent Roofing

Financing

	Fund Type	Grant Year	Grant	Funded Amount	Drawn In Program Year	Drawn Thru Program Year
CDBG	EN	2021	B21MC390016	\$12,740.00	\$0.00	\$12,740.00
<b>Total</b>	<b>Total</b>			<b>\$12,740.00</b>	<b>\$0.00</b>	<b>\$12,740.00</b>

Proposed Accomplishments

Actual Accomplishments

Number assisted:

	Owner		Renter		Total		Person	
	Total	Hispanic	Total	Hispanic	Total	Hispanic	Total	Hispanic
White:	0	0	0	0	0	0	0	0
Black/African American:	0	0	0	0	0	0	0	0
Asian:	0	0	0	0	0	0	0	0
American Indian/Alaskan Native:	0	0	0	0	0	0	0	0
Native Hawaiian/Other Pacific Islander:	0	0	0	0	0	0	0	0
American Indian/Alaskan Native & White:	0	0	0	0	0	0	0	0
Asian White:	0	0	0	0	0	0	0	0
Black/African American & White:	0	0	0	0	0	0	0	0
American Indian/Alaskan Native & Black/African American:	0	0	0	0	0	0	0	0
Other multi-racial:	0	0	0	0	0	0	0	0
Asian/Pacific Islander:	0	0	0	0	0	0	0	0
Hispanic:	0	0	0	0	0	0	0	0
<b>Total:</b>	<b>0</b>	<b>0</b>	<b>0</b>	<b>0</b>	<b>0</b>	<b>0</b>	<b>0</b>	<b>0</b>
Female-headed Households:	0		0		0			

PR03 - LORAIN

Page: 88 of 170



U.S. Department of Housing and Urban Development  
Office of Community Planning and Development  
Integrated Disbursement and Information System  
CDBG Activity Summary Report (GPR) for Program Year 2023  
LORAIN

Date: 12-Mar-2024  
Time: 14:52  
Page: 89

Income Category:

	Owner	Renter	Total	Person
Extremely Low	0	0	0	0
Low Mod	0	0	0	0
Moderate	0	0	0	0
Non Low Moderate	0	0	0	0
Total	0	0	0	0
Percent Low/Mod				

Annual Accomplishments

Years	Accomplishment Narrative	# Benefitting
2022	Roof and gutter replacement completed by Vincent Roofing. Accomplishment associated to activity 1965.	



U.S. Department of Housing and Urban Development  
Office of Community Planning and Development  
Integrated Disbursement and Information System  
CDBG Activity Summary Report (GPR) for Program Year 2023  
LORAIN

Date: 12-Mar-2024  
Time: 14:52  
Page: 90

<b>PGM Year:</b>	2021		
<b>Project:</b>	0011 - Emergency Home Repair		
<b>IDIS Activity:</b>	1990 - Long_1034 W. 12th St.		
<b>Status:</b>	Completed 2/28/2023 12:00:00 AM	<b>Objective:</b>	Create suitable living environments
<b>Location:</b>	1034 W 12th St Lorain, OH 44052-1523	<b>Outcome:</b>	Sustainability
		<b>Matrix Code:</b>	Rehab; Single-Unit Residential (14A)
		<b>National Objective:</b>	LMH

Activity to prevent, prepare for, and respond to Coronavirus: No

Initial Funding Date: 10/20/2022

**Description:**

new front porch replacement with rehabilitation to supports and replacement of concrete porch to vinyl.

**Financing**

	Fund Type	Grant Year	Grant	Funded Amount	Drawn In Program Year	Drawn Thru Program Year
CDBG	EN	2021	B21MC390016	\$14,789.00	\$0.00	\$14,789.00
<b>Total</b>	<b>Total</b>			<b>\$14,789.00</b>	<b>\$0.00</b>	<b>\$14,789.00</b>

**Proposed Accomplishments**

**Actual Accomplishments**

Number assisted:

	<b>Owner</b>		<b>Renter</b>		<b>Total</b>		<b>Person</b>	
	Total	Hispanic	Total	Hispanic	Total	Hispanic	Total	Hispanic
White:	0	0	0	0	0	0	0	0
Black/African American:	0	0	0	0	0	0	0	0
Asian:	0	0	0	0	0	0	0	0
American Indian/Alaskan Native:	0	0	0	0	0	0	0	0
Native Hawaiian/Other Pacific Islander:	0	0	0	0	0	0	0	0
American Indian/Alaskan Native & White:	0	0	0	0	0	0	0	0
Asian White:	0	0	0	0	0	0	0	0
Black/African American & White:	0	0	0	0	0	0	0	0
American Indian/Alaskan Native & Black/African American:	0	0	0	0	0	0	0	0
Other multi-racial:	0	0	0	0	0	0	0	0
Asian/Pacific Islander:	0	0	0	0	0	0	0	0
Hispanic:	0	0	0	0	0	0	0	0
<b>Total:</b>	<b>0</b>	<b>0</b>	<b>0</b>	<b>0</b>	<b>0</b>	<b>0</b>	<b>0</b>	<b>0</b>

Female-headed Households:

0 0 0

PR03 - LORAIN

Page: 90 of 170





U.S. Department of Housing and Urban Development  
Office of Community Planning and Development  
Integrated Disbursement and Information System  
CDBG Activity Summary Report (GPR) for Program Year 2023  
LORAIN

Date: 12-Mar-2024  
Time: 14:52  
Page: 91

Income Category:

	Owner	Renter	Total	Person
Extremely Low	0	0	0	0
Low Mod	0	0	0	0
Moderate	0	0	0	0
Non Low Moderate	0	0	0	0
Total	0	0	0	0
Percent Low/Mod				

Annual Accomplishments

Years	Accomplishment Narrative	# Benefitting
2022	Roof and gutter replacement completed by NEM Construction. Accomplishment associated to activity 1965.	



U.S. Department of Housing and Urban Development  
Office of Community Planning and Development  
Integrated Disbursement and Information System  
CDBG Activity Summary Report (GPR) for Program Year 2023  
LORAIN

Date: 12-Mar-2024  
Time: 14:52  
Page: 92

**PGM Year:** 2021  
**Project:** 0011 - Emergency Home Repair  
**IDIS Activity:** 1991 - Haught\_1024 2nd St.  
**Status:** Completed 2/28/2023 12:00:00 AM  
**Location:** 1024 W 2nd St Lorain, OH 44052-1436  
**Objective:** Create suitable living environments  
**Outcome:** Sustainability  
**Matrix Code:** Rehab; Single-Unit Residential (14A)  
**National Objective:** LMH

**Activity to prevent, prepare for, and respond to Coronavirus:** No

**Initial Funding Date:** 10/20/2022

**Description:**

Replacement of roof and gutters and repair to existing chimney that is in unsafe condition.

**Financing**

	Fund Type	Grant Year	Grant	Funded Amount	Drawn In Program Year	Drawn Thru Program Year
CDBG	EN	2021	B21MC390016	\$15,109.00	\$0.00	\$15,109.00
<b>Total</b>	<b>Total</b>			<b>\$15,109.00</b>	<b>\$0.00</b>	<b>\$15,109.00</b>

**Proposed Accomplishments**

**Actual Accomplishments**

**Number assisted:**

	<b>Owner</b>		<b>Renter</b>		<b>Total</b>		<b>Person</b>	
	Total	Hispanic	Total	Hispanic	Total	Hispanic	Total	Hispanic
White:	0	0	0	0	0	0	0	0
Black/African American:	0	0	0	0	0	0	0	0
Asian:	0	0	0	0	0	0	0	0
American Indian/Alaskan Native:	0	0	0	0	0	0	0	0
Native Hawaiian/Other Pacific Islander:	0	0	0	0	0	0	0	0
American Indian/Alaskan Native & White:	0	0	0	0	0	0	0	0
Asian White:	0	0	0	0	0	0	0	0
Black/African American & White:	0	0	0	0	0	0	0	0
American Indian/Alaskan Native & Black/African American:	0	0	0	0	0	0	0	0
Other multi-racial:	0	0	0	0	0	0	0	0
Asian/Pacific Islander:	0	0	0	0	0	0	0	0
Hispanic:	0	0	0	0	0	0	0	0
<b>Total:</b>	<b>0</b>	<b>0</b>	<b>0</b>	<b>0</b>	<b>0</b>	<b>0</b>	<b>0</b>	<b>0</b>
Female-headed Households:	0		0		0			

PR03 - LORAIN

Page: 92 of 170



U.S. Department of Housing and Urban Development  
Office of Community Planning and Development  
Integrated Disbursement and Information System  
CDBG Activity Summary Report (GPR) for Program Year 2023  
LORAIN

Date: 12-Mar-2024  
Time: 14:52  
Page: 93

Income Category:

	Owner	Renter	Total	Person
Extremely Low	0	0	0	0
Low Mod	0	0	0	0
Moderate	0	0	0	0
Non Low Moderate	0	0	0	0
Total	0	0	0	0
Percent Low/Mod				

Annual Accomplishments

Years	Accomplishment Narrative	# Benefitting
2022	Completed roof and gutters system installed for the homeowner by Ironman Construction.	



U.S. Department of Housing and Urban Development  
Office of Community Planning and Development  
Integrated Disbursement and Information System  
CDBG Activity Summary Report (GPR) for Program Year 2023  
LORAIN

Date: 12-Mar-2024  
Time: 14:52  
Page: 94

**PGM Year:** 2021  
**Project:** 0011 - Emergency Home Repair  
**IDIS Activity:** 1992 - Gantt\_2021 W. 36th St.  
**Status:** Completed 11/29/2023 12:00:00 AM  
**Location:** 2021 W 36th St Lorain, OH 44053-2507  
**Objective:** Create suitable living environments  
**Outcome:** Sustainability  
**Matrix Code:** Rehab; Single-Unit Residential (14A)  
**National Objective:** LMH

**Activity to prevent, prepare for, and respond to Coronavirus:** No

**Initial Funding Date:** 10/20/2022

**Description:**

Replacement of roof and gutters to home of owner

**Financing**

	Fund Type	Grant Year	Grant	Funded Amount	Drawn In Program Year	Drawn Thru Program Year
CDBG	EN	2021	B21MC390016	\$13,172.00	\$13,082.00	\$13,172.00
<b>Total</b>	<b>Total</b>			<b>\$13,172.00</b>	<b>\$13,082.00</b>	<b>\$13,172.00</b>

**Proposed Accomplishments**

**Actual Accomplishments**

Number assisted:

	Owner		Renter		Total		Person	
	Total	Hispanic	Total	Hispanic	Total	Hispanic	Total	Hispanic
White:	0	0	0	0	0	0	0	0
Black/African American:	0	0	0	0	0	0	0	0
Asian:	0	0	0	0	0	0	0	0
American Indian/Alaskan Native:	0	0	0	0	0	0	0	0
Native Hawaiian/Other Pacific Islander:	0	0	0	0	0	0	0	0
American Indian/Alaskan Native & White:	0	0	0	0	0	0	0	0
Asian White:	0	0	0	0	0	0	0	0
Black/African American & White:	0	0	0	0	0	0	0	0
American Indian/Alaskan Native & Black/African American:	0	0	0	0	0	0	0	0
Other multi-racial:	0	0	0	0	0	0	0	0
Asian/Pacific Islander:	0	0	0	0	0	0	0	0
Hispanic:	0	0	0	0	0	0	0	0
<b>Total:</b>	<b>0</b>	<b>0</b>	<b>0</b>	<b>0</b>	<b>0</b>	<b>0</b>	<b>0</b>	<b>0</b>
Female-headed Households:	0		0		0			

PR03 - LORAIN

Page: 94 of 170



U.S. Department of Housing and Urban Development  
Office of Community Planning and Development  
Integrated Disbursement and Information System  
CDBG Activity Summary Report (GPR) for Program Year 2023  
LORAIN

Date: 12-Mar-2024  
Time: 14:52  
Page: 95

Income Category:

	Owner	Renter	Total	Person
Extremely Low	0	0	0	0
Low Mod	0	0	0	0
Moderate	0	0	0	0
Non Low Moderate	0	0	0	0
Total	0	0	0	0
Percent Low/Mod				

Annual Accomplishments

Years	Accomplishment Narrative	# Benefitting
2023	Roof and gutter replacement completed by Raymond Roofing. Accomplishment associated to activity #1965.	



U.S. Department of Housing and Urban Development  
Office of Community Planning and Development  
Integrated Disbursement and Information System  
CDBG Activity Summary Report (GPR) for Program Year 2023  
LORAIN

Date: 12-Mar-2024  
Time: 14:52  
Page: 96

**PGM Year:** 2021  
**Project:** 0011 - Emergency Home Repair  
**IDIS Activity:** 1993 - 3435 Dallas Ave\_Rios  
**Status:** Completed 2/28/2023 12:00:00 AM  
**Location:** 3435 Dallas Ave Lorain, OH 44055-1541  
**Objective:** Create suitable living environments  
**Outcome:** Sustainability  
**Matrix Code:** Rehab; Single-Unit Residential (14A)  
**National Objective:** LMH

**Activity to prevent, prepare for, and respond to Coronavirus:** No

**Initial Funding Date:** 10/20/2022

**Description:**

Homeowner is receiving a new roof and gutters by DaVinci Contracting

**Financing**

	Fund Type	Grant Year	Grant	Funded Amount	Drawn In Program Year	Drawn Thru Program Year
CDBG	EN	2021	B21MC390016	\$10,490.00	\$0.00	\$10,490.00
<b>Total</b>	<b>Total</b>			<b>\$10,490.00</b>	<b>\$0.00</b>	<b>\$10,490.00</b>

**Proposed Accomplishments**

**Actual Accomplishments**

**Number assisted:**

	<b>Owner</b>		<b>Renter</b>		<b>Total</b>		<b>Person</b>	
	Total	Hispanic	Total	Hispanic	Total	Hispanic	Total	Hispanic
White:	0	0	0	0	0	0	0	0
Black/African American:	0	0	0	0	0	0	0	0
Asian:	0	0	0	0	0	0	0	0
American Indian/Alaskan Native:	0	0	0	0	0	0	0	0
Native Hawaiian/Other Pacific Islander:	0	0	0	0	0	0	0	0
American Indian/Alaskan Native & White:	0	0	0	0	0	0	0	0
Asian White:	0	0	0	0	0	0	0	0
Black/African American & White:	0	0	0	0	0	0	0	0
American Indian/Alaskan Native & Black/African American:	0	0	0	0	0	0	0	0
Other multi-racial:	0	0	0	0	0	0	0	0
Asian/Pacific Islander:	0	0	0	0	0	0	0	0
Hispanic:	0	0	0	0	0	0	0	0
<b>Total:</b>	<b>0</b>	<b>0</b>	<b>0</b>	<b>0</b>	<b>0</b>	<b>0</b>	<b>0</b>	<b>0</b>
Female-headed Households:	0		0		0			

PR03 - LORAIN

Page: 96 of 170



U.S. Department of Housing and Urban Development  
Office of Community Planning and Development  
Integrated Disbursement and Information System  
CDBG Activity Summary Report (GPR) for Program Year 2023  
LORAIN

Date: 12-Mar-2024  
Time: 14:52  
Page: 97

Income Category:

	Owner	Renter	Total	Person
Extremely Low	0	0	0	0
Low Mod	0	0	0	0
Moderate	0	0	0	0
Non Low Moderate	0	0	0	0
Total	0	0	0	0
Percent Low/Mod				

Annual Accomplishments

Years	Accomplishment Narrative	# Benefitting
2022	Roof and gutter replacement completed by DaVinci Contracting. Accomplishment associated to activity 1965.	



U.S. Department of Housing and Urban Development  
Office of Community Planning and Development  
Integrated Disbursement and Information System  
CDBG Activity Summary Report (GPR) for Program Year 2023  
LORAIN

Date: 12-Mar-2024  
Time: 14:52  
Page: 98

PGM Year:	2022		
Project:	0003 - Street Improvements		
IDIS Activity:	1994 - Caroline and E 28th St Corner		
Status:	Completed 2/17/2023 12:00:00 AM	Objective:	Create suitable living environments
Location:	Caroline Ave Lorain, OH 44052	Outcome:	Availability/accessibility
		Matrix Code:	Street Improvements (03K)
		National Objective:	LMA

Activity to prevent, prepare for, and respond to Coronavirus: No

Initial Funding Date: 11/21/2022

Description:

The removal of two sections of concrete that were heaved and replaced with new concrete including one ADA ramp at the Southwest corner. The street is located in a LowMod income area.

Financing

	Fund Type	Grant Year	Grant	Funded Amount	Drawn In Program Year	Drawn Thru Program Year
CDBG	EN	2022	B22MC390016	\$832.33	\$0.00	\$832.33
<b>Total</b>	<b>Total</b>			<b>\$832.33</b>	<b>\$0.00</b>	<b>\$832.33</b>

Proposed Accomplishments

Total Population in Service Area: 530  
Census Tract Percent Low / Mod: 84.91

Annual Accomplishments

Years	Accomplishment Narrative	# Benefitting
2021	Street Improvement completed at Caroline Ave and E 28th St. At the Southwest corner, two sections of concrete removed, heaved and replaced with new concrete including one ADA ramp. The street is located in a Low/Mod income area.	





U.S. Department of Housing and Urban Development  
Office of Community Planning and Development  
Integrated Disbursement and Information System  
CDBG Activity Summary Report (GPR) for Program Year 2023  
LORAIN

Date: 12-Mar-2024  
Time: 14:52  
Page: 99

PGM Year:	2022		
Project:	0003 - Street Improvements		
IDIS Activity:	1995 - Redhill Dr. and W 38th St		
Status:	Completed 2/17/2023 12:00:00 AM	Objective:	Create suitable living environments
Location:	Redhill Dr Lorain, OH 44052	Outcome:	Availability/accessibility
		Matrix Code:	Street Improvements (03K)
		National Objective:	LMA

Activity to prevent, prepare for, and respond to Coronavirus: No

Initial Funding Date: 11/21/2022

Description:

At the Southeast and Southwest corners removed existing concrete and replace with new concrete and two ADA ramps. Eliminated two walks that cross Redhill that did not connect to anything. The street is located in LowMod income area

Financing

	Fund Type	Grant Year	Grant	Funded Amount	Drawn In Program Year	Drawn Thru Program Year
CDBG	EN	2022	B22MC390016	\$5,350.47	\$0.00	\$5,350.47
Total	Total			\$5,350.47	\$0.00	\$5,350.47

Proposed Accomplishments

Total Population in Service Area: 2,020

Census Tract Percent Low / Mod: 65.59

Annual Accomplishments

Years	Accomplishment Narrative	# Benefitting
2021	Street Improvements completed at W 38th St and Redhill, at the Southeast and Southwest corners. removed existing concrete and replaced with new concrete and two ADA ramps. Eliminated two walks that crossed Redhill that did not connect into anything. Work was completed in Low/MOD income area.	



U.S. Department of Housing and Urban Development  
Office of Community Planning and Development  
Integrated Disbursement and Information System  
CDBG Activity Summary Report (GPR) for Program Year 2023  
LORAIN

Date: 12-Mar-2024  
Time: 14:52  
Page: 100

<b>PGM Year:</b>	2021				
<b>Project:</b>	0011 - Emergency Home Repair				
<b>IDIS Activity:</b>	1996 - 1234 New Mexico Ave_Guzman				
<b>Status:</b>	Completed 11/29/2023 12:00:00 AM	<b>Objective:</b>	Create suitable living environments		
<b>Location:</b>	1234 New Mexico Ave Lorain, OH 44052-2962	<b>Outcome:</b>	Sustainability		
		<b>Matrix Code:</b>	Rehab; Single-Unit Residential (14A)	<b>National Objective:</b>	LMH

Activity to prevent, prepare for, and respond to Coronavirus: No

Initial Funding Date: 12/06/2022

**Description:**

The homeowners will receive a new roof and gutters from Larry's roofing.  
Larry's Roofing includes a 10 year warranty on labor.

**Financing**

	Fund Type	Grant Year	Grant	Funded Amount	Drawn In Program Year	Drawn Thru Program Year
CDBG	EN	2022	B22MC390016	\$2,110.00	\$2,110.00	\$2,110.00
	PI			\$9,880.00	\$9,790.00	\$9,880.00
<b>Total</b>	<b>Total</b>			<b>\$11,990.00</b>	<b>\$11,900.00</b>	<b>\$11,990.00</b>

**Proposed Accomplishments**

**Actual Accomplishments**

Number assisted:

	Owner		Renter		Total		Person	
	Total	Hispanic	Total	Hispanic	Total	Hispanic	Total	Hispanic
White:	0	0	0	0	0	0	0	0
Black/African American:	0	0	0	0	0	0	0	0
Asian:	0	0	0	0	0	0	0	0
American Indian/Alaskan Native:	0	0	0	0	0	0	0	0
Native Hawaiian/Other Pacific Islander:	0	0	0	0	0	0	0	0
American Indian/Alaskan Native & White:	0	0	0	0	0	0	0	0
Asian White:	0	0	0	0	0	0	0	0
Black/African American & White:	0	0	0	0	0	0	0	0
American Indian/Alaskan Native & Black/African American:	0	0	0	0	0	0	0	0
Other multi-racial:	0	0	0	0	0	0	0	0
Asian/Pacific Islander:	0	0	0	0	0	0	0	0
Hispanic:	0	0	0	0	0	0	0	0

PR03 - LORAIN

Page: 100 of 170



U.S. Department of Housing and Urban Development  
Office of Community Planning and Development  
Integrated Disbursement and Information System  
CDBG Activity Summary Report (GPR) for Program Year 2023  
LORAIN

Date: 12-Mar-2024  
Time: 14:52  
Page: 101

**Total:** 0 0 0 0 0 0 0 0

Female-headed Households: 0 0 0

**Income Category:**

	Owner	Renter	Total	Person
Extremely Low	0	0	0	0
Low Mod	0	0	0	0
Moderate	0	0	0	0
Non Low Moderate	0	0	0	0
Total	0	0	0	0
Percent Low/Mod				

**Annual Accomplishments**

Years	Accomplishment Narrative	# Benefitting
2023	Roof and gutter replacement completed by Larry's Roofing. Accomplishment associated to activity #1965.	



U.S. Department of Housing and Urban Development  
Office of Community Planning and Development  
Integrated Disbursement and Information System  
CDBG Activity Summary Report (GPR) for Program Year 2023  
LORAIN

Date: 12-Mar-2024  
Time: 14:52  
Page: 102

PGM Year:	2021		
Project:	0011 - Emergency Home Repair		
IDIS Activity:	1997 - 2466 Homewood Dr_Gorie		
Status:	Completed 2/28/2023 10:39:44 AM	Objective:	Create suitable living environments
Location:	2466 Homewood Dr Lorain, OH 44055-2831	Outcome:	Sustainability
		Matrix Code:	Rehab; Single-Unit Residential (14A)
		National Objective:	LMH

Activity to prevent, prepare for, and respond to Coronavirus: No

Initial Funding Date: 12/06/2022

Description:

The homeowner will receive a new roof and gutters from Ironman Construction.  
This includes a 40 year shingle warranty and 20 year labor and material warranty

Financing

	Fund Type	Grant Year	Grant	Funded Amount	Drawn In Program Year	Drawn Thru Program Year
CDBG	EN	2021	B21MC390016	\$133.14	\$0.00	\$133.14
	PI			\$7,696.86	\$0.00	\$7,696.86
Total	Total			\$7,830.00	\$0.00	\$7,830.00

Proposed Accomplishments

Actual Accomplishments

Number assisted:

	Owner		Renter		Total		Person	
	Total	Hispanic	Total	Hispanic	Total	Hispanic	Total	Hispanic
White:	0	0	0	0	0	0	0	0
Black/African American:	0	0	0	0	0	0	0	0
Asian:	0	0	0	0	0	0	0	0
American Indian/Alaskan Native:	0	0	0	0	0	0	0	0
Native Hawaiian/Other Pacific Islander:	0	0	0	0	0	0	0	0
American Indian/Alaskan Native & White:	0	0	0	0	0	0	0	0
Asian White:	0	0	0	0	0	0	0	0
Black/African American & White:	0	0	0	0	0	0	0	0
American Indian/Alaskan Native & Black/African American:	0	0	0	0	0	0	0	0
Other multi-racial:	0	0	0	0	0	0	0	0
Asian/Pacific Islander:	0	0	0	0	0	0	0	0
Hispanic:	0	0	0	0	0	0	0	0

PR03 - LORAIN

Page: 102 of 170



U.S. Department of Housing and Urban Development  
Office of Community Planning and Development  
Integrated Disbursement and Information System  
CDBG Activity Summary Report (GPR) for Program Year 2023  
LORAIN

Date: 12-Mar-2024  
Time: 14:52  
Page: 103

**Total:** 0 0 0 0 0 0 0 0

Female-headed Households: 0 0 0

**Income Category:**

	Owner	Renter	Total	Person
Extremely Low	0	0	0	0
Low Mod	0	0	0	0
Moderate	0	0	0	0
Non Low Moderate	0	0	0	0
Total	0	0	0	0
Percent Low/Mod				

**Annual Accomplishments**

Years	Accomplishment Narrative	# Benefitting
2022	Roof and gutter replacement completed by Ironman Construction. Accomplishment associated to activity 1965.	



U.S. Department of Housing and Urban Development  
Office of Community Planning and Development  
Integrated Disbursement and Information System  
CDBG Activity Summary Report (GPR) for Program Year 2023  
LORAIN

Date: 12-Mar-2024  
Time: 14:52  
Page: 104

PGM Year:	2021		
Project:	0011 - Emergency Home Repair		
IDIS Activity:	1998 - 1930 W 29th_Rosario-Hernandez		
Status:	Completed 11/28/2023 12:00:00 AM	Objective:	Create suitable living environments
Location:	1930 W 29th St Lorain, OH 44052-4204	Outcome:	Sustainability
		Matrix Code:	Rehab; Single-Unit Residential (14A)
		National Objective:	LMH

Activity to prevent, prepare for, and respond to Coronavirus: No

Initial Funding Date: 12/06/2022

Description:

The homeowner will receive a new roof and gutters by The 3rd Estimate, LLC.  
This includes a limited lifetime warranty on shingles and a separate material and labor warranty

Financing

	Fund Type	Grant Year	Grant	Funded Amount	Drawn In Program Year	Drawn Thru Program Year
CDBG	EN	2021	B21MC390016	\$11,389.00	\$11,299.00	\$11,389.00
Total	Total			\$11,389.00	\$11,299.00	\$11,389.00

Proposed Accomplishments

Actual Accomplishments

Number assisted:

	Owner		Renter		Total		Person	
	Total	Hispanic	Total	Hispanic	Total	Hispanic	Total	Hispanic
White:	0	0	0	0	0	0	0	0
Black/African American:	0	0	0	0	0	0	0	0
Asian:	0	0	0	0	0	0	0	0
American Indian/Alaskan Native:	0	0	0	0	0	0	0	0
Native Hawaiian/Other Pacific Islander:	0	0	0	0	0	0	0	0
American Indian/Alaskan Native & White:	0	0	0	0	0	0	0	0
Asian White:	0	0	0	0	0	0	0	0
Black/African American & White:	0	0	0	0	0	0	0	0
American Indian/Alaskan Native & Black/African American:	0	0	0	0	0	0	0	0
Other multi-racial:	0	0	0	0	0	0	0	0
Asian/Pacific Islander:	0	0	0	0	0	0	0	0
Hispanic:	0	0	0	0	0	0	0	0
Total:	0	0	0	0	0	0	0	0

PR03 - LORAIN

Page: 104 of 170



U.S. Department of Housing and Urban Development  
Office of Community Planning and Development  
Integrated Disbursement and Information System  
CDBG Activity Summary Report (GPR) for Program Year 2023  
LORAIN

Date: 12-Mar-2024  
Time: 14:52  
Page: 105

Female-headed Households: 0 0 0

Income Category:	Owner	Renter	Total	Person
Extremely Low	0	0	0	0
Low Mod	0	0	0	0
Moderate	0	0	0	0
Non Low Moderate	0	0	0	0
Total	0	0	0	0
Percent Low/Mod				

Annual Accomplishments

Years	Accomplishment Narrative	# Benefitting
2023	Roof and gutter replacement completed by The 3rd Estimate. Accomplishment associated to activity #1965.	



U.S. Department of Housing and Urban Development  
Office of Community Planning and Development  
Integrated Disbursement and Information System  
CDBG Activity Summary Report (GPR) for Program Year 2023  
LORAIN

Date: 12-Mar-2024  
Time: 14:52  
Page: 106

PGM Year:	2021				
Project:	0011 - Emergency Home Repair				
IDIS Activity:	2000 - Drozdowski_1317 W. 40th St				
Status:	Canceled 1/24/2024 12:00:00 AM	Objective:	Provide decent affordable housing		
Location:	1317 W 40th St Lorain, OH 44053-2816	Outcome:	Sustainability		
		Matrix Code:	Rehab; Single-Unit Residential (14A)	National Objective:	LMH

Activity to prevent, prepare for, and respond to Coronavirus: No

Initial Funding Date: 01/23/2023

Description:

The applicant is receiving a new Roof & Gutters from Dan Williams Roofing.  
This includes tear-off of shingles, new decking where needed, ice guard, and limited lifetime shingles.  
Gutters are seamless with downspouts.  
Prior to project construction, the applicant passed away and no funding has been allocated or drawn.

Financing

No data returned for this view. This might be because the applied filter excludes all data.

Proposed Accomplishments

Housing Units : 1

Actual Accomplishments

Number assisted:

	Owner		Renter		Total		Person	
	Total	Hispanic	Total	Hispanic	Total	Hispanic	Total	Hispanic
White:	0	0	0	0	0	0	0	0
Black/African American:	0	0	0	0	0	0	0	0
Asian:	0	0	0	0	0	0	0	0
American Indian/Alaskan Native:	0	0	0	0	0	0	0	0
Native Hawaiian/Other Pacific Islander:	0	0	0	0	0	0	0	0
American Indian/Alaskan Native & White:	0	0	0	0	0	0	0	0
Asian White:	0	0	0	0	0	0	0	0

PR03 - LORAIN

Page: 106 of 170





U.S. Department of Housing and Urban Development  
Office of Community Planning and Development  
Integrated Disbursement and Information System  
CDBG Activity Summary Report (GPR) for Program Year 2023  
LORAIN

Date: 12-Mar-2024  
Time: 14:52  
Page: 107

Black/African American & White:	0	0	0	0	0	0	0	0
American Indian/Alaskan Native & Black/African American:	0	0	0	0	0	0	0	0
Other multi-racial:	0	0	0	0	0	0	0	0
Asian/Pacific Islander:	0	0	0	0	0	0	0	0
Hispanic:	0	0	0	0	0	0	0	0
<b>Total:</b>	<b>0</b>	<b>0</b>	<b>0</b>	<b>0</b>	<b>0</b>	<b>0</b>	<b>0</b>	<b>0</b>

Female-headed Households: 0 0 0 0

Income Category:	Owner	Renter	Total	Person
Extremely Low	0	0	0	0
Low Mod	0	0	0	0
Moderate	0	0	0	0
Non Low Moderate	0	0	0	0
Total	0	0	0	0
Percent Low/Mod				

Annual Accomplishments

Years	Accomplishment Narrative	# Benefitting
2022	The applicant passed away prior to project construction.	



U.S. Department of Housing and Urban Development  
Office of Community Planning and Development  
Integrated Disbursement and Information System  
CDBG Activity Summary Report (GPR) for Program Year 2023  
LORAIN

Date: 12-Mar-2024  
Time: 14:52  
Page: 108

<b>PGM Year:</b>	2021		
<b>Project:</b>	0011 - Emergency Home Repair		
<b>IDIS Activity:</b>	2001 - Frost_1028 W. 19th St		
<b>Status:</b>	Completed 11/28/2023 12:00:00 AM	<b>Objective:</b>	Provide decent affordable housing
<b>Location:</b>	1028 W 19th St Lorain, OH 44052-3832	<b>Outcome:</b>	Sustainability
		<b>Matrix Code:</b>	Rehab; Single-Unit Residential (14A)
		<b>National Objective:</b>	LMH

Activity to prevent, prepare for, and respond to Coronavirus: No

Initial Funding Date: 01/23/2023

**Description:**

The applicant is receiving a new roof and gutters from Pro Roofing & Siding.  
The work will include new ridge vents, new ice guard, drip edge, and limited lifetime warranty shingles.

**Financing**

	Fund Type	Grant Year	Grant	Funded Amount	Drawn In Program Year	Drawn Thru Program Year
CDBG	EN	2021	B21MC390016	\$16,541.99	\$16,451.99	\$16,541.99
<b>Total</b>	<b>Total</b>			<b>\$16,541.99</b>	<b>\$16,451.99</b>	<b>\$16,541.99</b>

**Proposed Accomplishments**

**Actual Accomplishments**

Number assisted:

	<b>Owner</b>		<b>Renter</b>		<b>Total</b>		<b>Person</b>	
	Total	Hispanic	Total	Hispanic	Total	Hispanic	Total	Hispanic
White:	0	0	0	0	0	0	0	0
Black/African American:	0	0	0	0	0	0	0	0
Asian:	0	0	0	0	0	0	0	0
American Indian/Alaskan Native:	0	0	0	0	0	0	0	0
Native Hawaiian/Other Pacific Islander:	0	0	0	0	0	0	0	0
American Indian/Alaskan Native & White:	0	0	0	0	0	0	0	0
Asian White:	0	0	0	0	0	0	0	0
Black/African American & White:	0	0	0	0	0	0	0	0
American Indian/Alaskan Native & Black/African American:	0	0	0	0	0	0	0	0
Other multi-racial:	0	0	0	0	0	0	0	0
Asian/Pacific Islander:	0	0	0	0	0	0	0	0
Hispanic:	0	0	0	0	0	0	0	0
<b>Total:</b>	<b>0</b>	<b>0</b>	<b>0</b>	<b>0</b>	<b>0</b>	<b>0</b>	<b>0</b>	<b>0</b>

PR03 - LORAIN

Page: 108 of 170



U.S. Department of Housing and Urban Development  
Office of Community Planning and Development  
Integrated Disbursement and Information System  
CDBG Activity Summary Report (GPR) for Program Year 2023  
LORAIN

Date: 12-Mar-2024  
Time: 14:52  
Page: 109

Female-headed Households: 0 0 0

Income Category:	Owner	Renter	Total	Person
Extremely Low	0	0	0	0
Low Mod	0	0	0	0
Moderate	0	0	0	0
Non Low Moderate	0	0	0	0
Total	0	0	0	0
Percent Low/Mod				

Annual Accomplishments

Years	Accomplishment Narrative	# Benefitting
2023	Roof and gutter replacement completed by Pro Roofing and Siding. Accomplishment associated to activity #1965.	



U.S. Department of Housing and Urban Development  
Office of Community Planning and Development  
Integrated Disbursement and Information System  
CDBG Activity Summary Report (GPR) for Program Year 2023  
LORAIN

Date: 12-Mar-2024  
Time: 14:52  
Page: 110

**PGM Year:** 2021  
**Project:** 0011 - Emergency Home Repair  
**IDIS Activity:** 2002 - Dimacchia\_1235 W 35th St.

**Status:** Completed 11/29/2023 12:00:00 AM  
**Location:** 1235 W 35th St Lorain, OH 44053-2763

**Objective:** Create suitable living environments  
**Outcome:** Sustainability  
**Matrix Code:** Rehab; Single-Unit Residential (14A)

**National Objective:** LMH

**Activity to prevent, prepare for, and respond to Coronavirus:** No

**Initial Funding Date:** 02/09/2023

**Description:**

Homeowner is receiving a deferred loan with a 20% repayment for the replacement of the roof and gutters.

**Financing**

	Fund Type	Grant Year	Grant	Funded Amount	Drawn In Program Year	Drawn Thru Program Year
CDBG	EN	2021	B21MC390016	\$9,690.00	\$9,600.00	\$9,690.00
<b>Total</b>	<b>Total</b>			<b>\$9,690.00</b>	<b>\$9,600.00</b>	<b>\$9,690.00</b>

**Proposed Accomplishments**

**Actual Accomplishments**

**Number assisted:**

	<b>Owner</b>		<b>Renter</b>		<b>Total</b>		<b>Person</b>	
	Total	Hispanic	Total	Hispanic	Total	Hispanic	Total	Hispanic
White:	0	0	0	0	0	0	0	0
Black/African American:	0	0	0	0	0	0	0	0
Asian:	0	0	0	0	0	0	0	0
American Indian/Alaskan Native:	0	0	0	0	0	0	0	0
Native Hawaiian/Other Pacific Islander:	0	0	0	0	0	0	0	0
American Indian/Alaskan Native & White:	0	0	0	0	0	0	0	0
Asian White:	0	0	0	0	0	0	0	0
Black/African American & White:	0	0	0	0	0	0	0	0
American Indian/Alaskan Native & Black/African American:	0	0	0	0	0	0	0	0
Other multi-racial:	0	0	0	0	0	0	0	0
Asian/Pacific Islander:	0	0	0	0	0	0	0	0
Hispanic:	0	0	0	0	0	0	0	0
<b>Total:</b>	<b>0</b>	<b>0</b>	<b>0</b>	<b>0</b>	<b>0</b>	<b>0</b>	<b>0</b>	<b>0</b>

Female-headed Households:

0 0 0

PR03 - LORAIN

Page: 110 of 170



U.S. Department of Housing and Urban Development  
Office of Community Planning and Development  
Integrated Disbursement and Information System  
CDBG Activity Summary Report (GPR) for Program Year 2023  
LORAIN

Date: 12-Mar-2024  
Time: 14:52  
Page: 111

Income Category:

	Owner	Renter	Total	Person
Extremely Low	0	0	0	0
Low Mod	0	0	0	0
Moderate	0	0	0	0
Non Low Moderate	0	0	0	0
Total	0	0	0	0
Percent Low/Mod				

Annual Accomplishments

Years	Accomplishment Narrative	# Benefitting
2023	Roof and gutter replacement completed by Dan Williams Roofing. Accomplishment associated to activity #1965.	



U.S. Department of Housing and Urban Development  
Office of Community Planning and Development  
Integrated Disbursement and Information System  
CDBG Activity Summary Report (GPR) for Program Year 2023  
LORAIN

Date: 12-Mar-2024  
Time: 14:52  
Page: 112

**PGM Year:** 2021  
**Project:** 0011 - Emergency Home Repair  
**IDIS Activity:** 2003 - Carpino\_4724 Gary Ave.  
**Status:** Completed 11/29/2023 12:00:00 AM  
**Location:** 4724 Gary Ave Lorain, OH 44055-3517

**Objective:** Create suitable living environments  
**Outcome:** Sustainability  
**Matrix Code:** Rehab; Single-Unit Residential (14A) **National Objective:** LMH

**Activity to prevent, prepare for, and respond to Coronavirus:** No

**Initial Funding Date:** 02/09/2023

**Description:**

Homeowner is receiving a deferred and fully forgivable loan for the replacement of the roof.

**Financing**

	Fund Type	Grant Year	Grant	Funded Amount	Drawn In Program Year	Drawn Thru Program Year
CDBG	EN	2021	B21MC390016	\$10,590.00	\$10,590.00	\$10,590.00
<b>Total</b>	<b>Total</b>			<b>\$10,590.00</b>	<b>\$10,590.00</b>	<b>\$10,590.00</b>

**Proposed Accomplishments**

**Actual Accomplishments**

**Number assisted:**

	<b>Owner</b>		<b>Renter</b>		<b>Total</b>		<b>Person</b>	
	Total	Hispanic	Total	Hispanic	Total	Hispanic	Total	Hispanic
White:	0	0	0	0	0	0	0	0
Black/African American:	0	0	0	0	0	0	0	0
Asian:	0	0	0	0	0	0	0	0
American Indian/Alaskan Native:	0	0	0	0	0	0	0	0
Native Hawaiian/Other Pacific Islander:	0	0	0	0	0	0	0	0
American Indian/Alaskan Native & White:	0	0	0	0	0	0	0	0
Asian White:	0	0	0	0	0	0	0	0
Black/African American & White:	0	0	0	0	0	0	0	0
American Indian/Alaskan Native & Black/African American:	0	0	0	0	0	0	0	0
Other multi-racial:	0	0	0	0	0	0	0	0
Asian/Pacific Islander:	0	0	0	0	0	0	0	0
Hispanic:	0	0	0	0	0	0	0	0
<b>Total:</b>	<b>0</b>	<b>0</b>	<b>0</b>	<b>0</b>	<b>0</b>	<b>0</b>	<b>0</b>	<b>0</b>
Female-headed Households:	0		0		0			

PR03 - LORAIN

Page: 112 of 170



U.S. Department of Housing and Urban Development  
Office of Community Planning and Development  
Integrated Disbursement and Information System  
CDBG Activity Summary Report (GPR) for Program Year 2023  
LORAIN

Date: 12-Mar-2024  
Time: 14:52  
Page: 113

Income Category:

	Owner	Renter	Total	Person
Extremely Low	0	0	0	0
Low Mod	0	0	0	0
Moderate	0	0	0	0
Non Low Moderate	0	0	0	0
Total	0	0	0	0
Percent Low/Mod				

Annual Accomplishments

Years	Accomplishment Narrative	# Benefitting
2023	Roof and gutter replacement completed by Dan Williams Roofing. Accomplishment associated to activity #1965.	



U.S. Department of Housing and Urban Development  
Office of Community Planning and Development  
Integrated Disbursement and Information System  
CDBG Activity Summary Report (GPR) for Program Year 2023  
LORAIN

Date: 12-Mar-2024  
Time: 14:52  
Page: 114

PGM Year:	2022		
Project:	0002 - Home Repair		
IDIS Activity:	2004 - Home Repair-ADMIN		
Status:	Completed 2/2/2024 12:00:00 AM	Objective:	Create suitable living environments
Location:	214 Louisiana Ave Lorain, OH 44052-2374	Outcome:	Sustainability
		Matrix Code:	Rehabilitation Administration (14H)
		National Objective:	LMH

Activity to prevent, prepare for, and respond to Coronavirus: No

Initial Funding Date: 02/17/2023

Description:

Administrative activity for the 2022 Home Repair Program Year.  
Individual address activities will be linked to this activity.

Financing

	Fund Type	Grant Year	Grant	Funded Amount	Drawn In Program Year	Drawn Thru Program Year
CDBG	PI			\$48,000.00	\$48,000.00	\$48,000.00
Total	Total			\$48,000.00	\$48,000.00	\$48,000.00

Proposed Accomplishments

Housing Units : 10

Actual Accomplishments

Number assisted:

	Owner		Renter		Total		Person	
	Total	Hispanic	Total	Hispanic	Total	Hispanic	Total	Hispanic
White:	6	1	0	0	6	1	0	0
Black/African American:	4	0	0	0	4	0	0	0
Asian:	0	0	0	0	0	0	0	0
American Indian/Alaskan Native:	0	0	0	0	0	0	0	0
Native Hawaiian/Other Pacific Islander:	0	0	0	0	0	0	0	0
American Indian/Alaskan Native & White:	0	0	0	0	0	0	0	0
Asian White:	0	0	0	0	0	0	0	0
Black/African American & White:	0	0	0	0	0	0	0	0
American Indian/Alaskan Native & Black/African American:	0	0	0	0	0	0	0	0
Other multi-racial:	0	0	0	0	0	0	0	0
Asian/Pacific Islander:	0	0	0	0	0	0	0	0
Hispanic:	0	0	0	0	0	0	0	0

PR03 - LORAIN

Page: 114 of 170





U.S. Department of Housing and Urban Development  
Office of Community Planning and Development  
Integrated Disbursement and Information System  
CDBG Activity Summary Report (GPR) for Program Year 2023  
LORAIN

Date: 12-Mar-2024  
Time: 14:52  
Page: 115

<b>Total:</b>	<b>10</b>	<b>1</b>	<b>0</b>	<b>0</b>	<b>10</b>	<b>1</b>	<b>0</b>	<b>0</b>
Female-headed Households:	0		0		0			
<b>Income Category:</b>	<b>Owner</b>	<b>Renter</b>	<b>Total</b>	<b>Person</b>				
Extremely Low	3	0	3	0				
Low Mod	3	0	3	0				
Moderate	4	0	4	0				
Non Low Moderate	0	0	0	0				
Total	10	0	10	0				
Percent Low/Mod	100.0%		100.0%					

**Annual Accomplishments**

<b>Years</b>	<b>Accomplishment Narrative</b>	<b># Benefitting</b>
2023	<p>Associated Activities: 2005, 2008, 2009, 2010, 2014, 2015, 2016, 2017, 2018, 2019 Accomplishment Data for Activities: 2005, 2008, 2009, 2010, 2014, 2015, 2016, 2017, 2018, 2019</p> <p>Under the Lead Hazard Remediation Actions, you will see that 10 units are classified under Interim Controls or Standard Practices. Unfortunately, no interim controls or standard practices were conducted for these 10 units. The City processed and approved these associated activities between March 1, 2023 and May 24, 2023.</p> <p>The City of Lorain's CPD HUD Rep conducted monitoring from May 22, 2023-June 9, 2023. On July 28, 2023, the City received the monitoring results expressing concern about the Assessments for Lead-Based Paint Exemption (LBP) under the City's Housing Rehabilitation Program. It was evident that the City was not consistently assessing projects for possible exemption of lead because it was presumed these projects are exempt as no paint is disturbed for roof and gutter replacement. As recommended by HUD, the City immediately updated the Policies &amp; Procedures to reflect the incorporation of Lead Safe Housing Requirements in each project file. The City also partnered with the Lorain County Health Department to inspect and assess every house constructed before 1978. In the event LBP is detected, the homeowner is required to contact Lead Certified or RRP Certified Contractors to obtain estimates for the project scope. All project files from May 25, 2023 to date address Lead Safe Housing Requirements.</p>	



U.S. Department of Housing and Urban Development  
Office of Community Planning and Development  
Integrated Disbursement and Information System  
CDBG Activity Summary Report (GPR) for Program Year 2023  
LORAIN

Date: 12-Mar-2024  
Time: 14:52  
Page: 116

PGM Year:	2021				
Project:	0011 - Emergency Home Repair				
IDIS Activity:	2005 - Burgess_214 Louisiana Ave.				
Status:	Completed 11/29/2023 12:00:00 AM	Objective:	Create suitable living environments		
Location:	214 Louisiana Ave Lorain, OH 44052-2374	Outcome:	Sustainability		
		Matrix Code:	Rehab; Single-Unit Residential (14A)	National Objective:	LMH

Activity to prevent, prepare for, and respond to Coronavirus: No

Initial Funding Date: 02/22/2023

Description:

Homeowner is receiving a deferred and fully forgivable loan for the replacement of the roof and gutters.

Financing

	Fund Type	Grant Year	Grant	Funded Amount	Drawn In Program Year	Drawn Thru Program Year
CDBG	EN	2021	B21MC390016	\$9,565.00	\$9,565.00	\$9,565.00
<b>Total</b>	<b>Total</b>			<b>\$9,565.00</b>	<b>\$9,565.00</b>	<b>\$9,565.00</b>

Proposed Accomplishments

Actual Accomplishments

Number assisted:

	Owner		Renter		Total		Person	
	Total	Hispanic	Total	Hispanic	Total	Hispanic	Total	Hispanic
White:	0	0	0	0	0	0	0	0
Black/African American:	0	0	0	0	0	0	0	0
Asian:	0	0	0	0	0	0	0	0
American Indian/Alaskan Native:	0	0	0	0	0	0	0	0
Native Hawaiian/Other Pacific Islander:	0	0	0	0	0	0	0	0
American Indian/Alaskan Native & White:	0	0	0	0	0	0	0	0
Asian White:	0	0	0	0	0	0	0	0
Black/African American & White:	0	0	0	0	0	0	0	0
American Indian/Alaskan Native & Black/African American:	0	0	0	0	0	0	0	0
Other multi-racial:	0	0	0	0	0	0	0	0
Asian/Pacific Islander:	0	0	0	0	0	0	0	0
Hispanic:	0	0	0	0	0	0	0	0
<b>Total:</b>	<b>0</b>	<b>0</b>	<b>0</b>	<b>0</b>	<b>0</b>	<b>0</b>	<b>0</b>	<b>0</b>
Female-headed Households:	0		0		0			

PR03 - LORAIN

Page: 116 of 170



U.S. Department of Housing and Urban Development  
Office of Community Planning and Development  
Integrated Disbursement and Information System  
CDBG Activity Summary Report (GPR) for Program Year 2023  
LORAIN

Date: 12-Mar-2024  
Time: 14:52  
Page: 117

Income Category:

	Owner	Renter	Total	Person
Extremely Low	0	0	0	0
Low Mod	0	0	0	0
Moderate	0	0	0	0
Non Low Moderate	0	0	0	0
Total	0	0	0	0
Percent Low/Mod				

Annual Accomplishments

Years	Accomplishment Narrative	# Benefitting
2023	Roof and gutter replacement completed by Larry's Roofing. Accomplishment associated to activity #2004.	



U.S. Department of Housing and Urban Development  
Office of Community Planning and Development  
Integrated Disbursement and Information System  
CDBG Activity Summary Report (GPR) for Program Year 2023  
LORAIN

Date: 12-Mar-2024  
Time: 14:52  
Page: 118

PGM Year:	2022				
Project:	0007 - Public Service				
IDIS Activity:	2006 - El Centro - Financial Literacy and Homebuyer Education and Counseling				
Status:	Open	Objective:	Create suitable living environments		
Location:	2800 Pearl Ave Lorain, OH 44055-1821	Outcome:	Availability/accessibility		
		Matrix Code:	Housing Counseling only, under 24 CFR 5.100 (05U)	National Objective:	LMC

Activity to prevent, prepare for, and respond to Coronavirus: No

Initial Funding Date: 03/01/2023

Description:

The Subrecipient will utilize this funding to expand their services to provide financial literacy and first-time homebuyer education workshops, counseling, and support to additional low-to-moderate income residents in the City of Lorain. The Subrecipient will work with residents to identify goals, review their credit report, identify next steps, and create a timeline to prepare residents to be able to maintain finances and purchase a home. The educational workshops will help residents achieve financial success and prepare for purchasing a home.

Financing

	Fund Type	Grant Year	Grant	Funded Amount	Drawn In Program Year	Drawn Thru Program Year
CDBG	PI			\$17,000.00	\$9,900.00	\$9,900.00
Total	Total			\$17,000.00	\$9,900.00	\$9,900.00

Proposed Accomplishments

People (General) : 76

Actual Accomplishments

Number assisted:

	Owner		Renter		Total		Person	
	Total	Hispanic	Total	Hispanic	Total	Hispanic	Total	Hispanic
White:	0	0	0	0	0	0	8	8
Black/African American:	0	0	0	0	0	0	10	2
Asian:	0	0	0	0	0	0	0	0
American Indian/Alaskan Native:	0	0	0	0	0	0	0	0
Native Hawaiian/Other Pacific Islander:	0	0	0	0	0	0	1	1
American Indian/Alaskan Native & White:	0	0	0	0	0	0	0	0
Asian White:	0	0	0	0	0	0	0	0
Black/African American & White:	0	0	0	0	0	0	0	0
American Indian/Alaskan Native & Black/African American:	0	0	0	0	0	0	0	0
Other multi-racial:	0	0	0	0	0	0	25	23

PR03 - LORAIN

Page: 118 of 170



U.S. Department of Housing and Urban Development  
Office of Community Planning and Development  
Integrated Disbursement and Information System  
CDBG Activity Summary Report (GPR) for Program Year 2023  
LORAIN

Date: 12-Mar-2024  
Time: 14:52  
Page: 119

Asian/Pacific Islander:	0	0	0	0	0	0	0	0
Hispanic:	0	0	0	0	0	0	0	0
<b>Total:</b>	<b>0</b>	<b>0</b>	<b>0</b>	<b>0</b>	<b>0</b>	<b>0</b>	<b>44</b>	<b>34</b>
Female-headed Households:	0		0		0			

Income Category:	Owner	Renter	Total	Person
Extremely Low	0	0	0	11
Low Mod	0	0	0	12
Moderate	0	0	0	19
Non Low Moderate	0	0	0	2
Total	0	0	0	44
Percent Low/Mod				95.5%

Annual Accomplishments

Years	Accomplishment Narrative	# Benefitting
2023	El Centro utilized \$11,275 to provide 14 financial literacy and homebuyer education classes from March - November 2023. These classes were attended by 52 people. Of the 52, 8 were Non-Lorain residents. Additionally, 1 Veteran has been assisted with the program.	



U.S. Department of Housing and Urban Development  
Office of Community Planning and Development  
Integrated Disbursement and Information System  
CDBG Activity Summary Report (GPR) for Program Year 2023  
LORAIN

Date: 12-Mar-2024  
Time: 14:52  
Page: 120

PGM Year:	2022				
Project:	0009 - Fair Housing Testers				
IDIS Activity:	2007 - Fair Housing				
Status:	Open	Objective:	Provide decent affordable housing		
Location:	200 W Erie Ave Lorain, OH 44052-1606	Outcome:	Availability/accessibility		
		Matrix Code:	Fair Housing Activities (if CDBG, then subject to 15% cap) (05J)	National Objective:	LMA

Activity to prevent, prepare for, and respond to Coronavirus: No

Initial Funding Date: 03/01/2023

Description:

Fair Housing Activities

Financing

	Fund Type	Grant Year	Grant	Funded Amount	Drawn In Program Year	Drawn Thru Program Year
CDBG	EN	2022	B22MC390016	\$30,000.00	\$21,095.56	\$21,095.56
Total	Total			\$30,000.00	\$21,095.56	\$21,095.56

Proposed Accomplishments

People (General) : 20  
Total Population in Service Area: 68,760  
Census Tract Percent Low / Mod: 57.91

Annual Accomplishments

No data returned for this view. This might be because the applied filter excludes all data.



U.S. Department of Housing and Urban Development  
Office of Community Planning and Development  
Integrated Disbursement and Information System  
CDBG Activity Summary Report (GPR) for Program Year 2023  
LORAIN

Date: 12-Mar-2024  
Time: 14:52  
Page: 121

**PGM Year:** 2021  
**Project:** 0011 - Emergency Home Repair  
**IDIS Activity:** 2008 - Jones\_3523 Dallas Ave.  
**Status:** Completed 1/8/2024 12:00:00 AM  
**Location:** 3523 Dallas Ave Lorain, OH 44055-1539

**Objective:** Create suitable living environments  
**Outcome:** Sustainability  
**Matrix Code:** Rehab; Single-Unit Residential (14A) **National Objective:** LMH

**Activity to prevent, prepare for, and respond to Coronavirus:** No

**Initial Funding Date:** 03/15/2023

**Description:**

Homeowner is receiving a deferred and fully forgivable loan for the replacement of the roof and gutters.

**Financing**

	Fund Type	Grant Year	Grant	Funded Amount	Drawn In Program Year	Drawn Thru Program Year
CDBG	EN	2021	B21MC390016	\$4,730.00	\$4,730.00	\$4,730.00
<b>Total</b>	<b>Total</b>			<b>\$4,730.00</b>	<b>\$4,730.00</b>	<b>\$4,730.00</b>

**Proposed Accomplishments**

**Actual Accomplishments**

Number assisted:

	Owner		Renter		Total		Person	
	Total	Hispanic	Total	Hispanic	Total	Hispanic	Total	Hispanic
White:	0	0	0	0	0	0	0	0
Black/African American:	0	0	0	0	0	0	0	0
Asian:	0	0	0	0	0	0	0	0
American Indian/Alaskan Native:	0	0	0	0	0	0	0	0
Native Hawaiian/Other Pacific Islander:	0	0	0	0	0	0	0	0
American Indian/Alaskan Native & White:	0	0	0	0	0	0	0	0
Asian White:	0	0	0	0	0	0	0	0
Black/African American & White:	0	0	0	0	0	0	0	0
American Indian/Alaskan Native & Black/African American:	0	0	0	0	0	0	0	0
Other multi-racial:	0	0	0	0	0	0	0	0
Asian/Pacific Islander:	0	0	0	0	0	0	0	0
Hispanic:	0	0	0	0	0	0	0	0
<b>Total:</b>	<b>0</b>	<b>0</b>	<b>0</b>	<b>0</b>	<b>0</b>	<b>0</b>	<b>0</b>	<b>0</b>
Female-headed Households:	0		0		0			

PR03 - LORAIN

Page: 121 of 170



U.S. Department of Housing and Urban Development  
Office of Community Planning and Development  
Integrated Disbursement and Information System  
CDBG Activity Summary Report (GPR) for Program Year 2023  
LORAIN

Date: 12-Mar-2024  
Time: 14:52  
Page: 122

Income Category:

	Owner	Renter	Total	Person
Extremely Low	0	0	0	0
Low Mod	0	0	0	0
Moderate	0	0	0	0
Non Low Moderate	0	0	0	0
Total	0	0	0	0
Percent Low/Mod				

Annual Accomplishments

Years	Accomplishment Narrative	# Benefitting
2023	Roof and gutter replacement completed by Larry's Roofing. Accomplishment associated to activity #2004.	





U.S. Department of Housing and Urban Development  
Office of Community Planning and Development  
Integrated Disbursement and Information System  
CDBG Activity Summary Report (GPR) for Program Year 2023  
LORAIN

Date: 12-Mar-2024  
Time: 14:52  
Page: 123

<b>PGM Year:</b>	2022				
<b>Project:</b>	0002 - Home Repair				
<b>IDIS Activity:</b>	2009 - Knowles_3317 Elyria Ave.				
<b>Status:</b>	Completed 11/20/2023 12:00:00 AM	<b>Objective:</b>	Create suitable living environments		
<b>Location:</b>	3317 Elyria Ave Lorain, OH 44055-1436	<b>Outcome:</b>	Sustainability		
		<b>Matrix Code:</b>	Rehab; Single-Unit Residential (14A)	<b>National Objective:</b>	LMH

Activity to prevent, prepare for, and respond to Coronavirus: No

Initial Funding Date: 03/31/2023

**Description:**

Homeowner is receiving a deferred and fully forgivable loan for the replacement of the roof and gutters.

**Financing**

	Fund Type	Grant Year	Grant	Funded Amount	Drawn In Program Year	Drawn Thru Program Year
CDBG	EN	2022	B22MC390016	\$13,455.00	\$13,455.00	\$13,455.00
<b>Total</b>	<b>Total</b>			<b>\$13,455.00</b>	<b>\$13,455.00</b>	<b>\$13,455.00</b>

**Proposed Accomplishments**

**Actual Accomplishments**

Number assisted:

	<b>Owner</b>		<b>Renter</b>		<b>Total</b>		<b>Person</b>	
	Total	Hispanic	Total	Hispanic	Total	Hispanic	Total	Hispanic
White:	0	0	0	0	0	0	0	0
Black/African American:	0	0	0	0	0	0	0	0
Asian:	0	0	0	0	0	0	0	0
American Indian/Alaskan Native:	0	0	0	0	0	0	0	0
Native Hawaiian/Other Pacific Islander:	0	0	0	0	0	0	0	0
American Indian/Alaskan Native & White:	0	0	0	0	0	0	0	0
Asian White:	0	0	0	0	0	0	0	0
Black/African American & White:	0	0	0	0	0	0	0	0
American Indian/Alaskan Native & Black/African American:	0	0	0	0	0	0	0	0
Other multi-racial:	0	0	0	0	0	0	0	0
Asian/Pacific Islander:	0	0	0	0	0	0	0	0
Hispanic:	0	0	0	0	0	0	0	0
<b>Total:</b>	<b>0</b>	<b>0</b>	<b>0</b>	<b>0</b>	<b>0</b>	<b>0</b>	<b>0</b>	<b>0</b>

Female-headed Households:

0 0 0

PR03 - LORAIN

Page: 123 of 170



U.S. Department of Housing and Urban Development  
Office of Community Planning and Development  
Integrated Disbursement and Information System  
CDBG Activity Summary Report (GPR) for Program Year 2023  
LORAIN

Date: 12-Mar-2024  
Time: 14:52  
Page: 124

Income Category:

	Owner	Renter	Total	Person
Extremely Low	0	0	0	0
Low Mod	0	0	0	0
Moderate	0	0	0	0
Non Low Moderate	0	0	0	0
Total	0	0	0	0
Percent Low/Mod				

Annual Accomplishments

Years	Accomplishment Narrative	# Benefitting
2023	Roof and gutter replacement completed by Above and Bean LLC. Accomplishment associated to activity #2004.	



U.S. Department of Housing and Urban Development  
Office of Community Planning and Development  
Integrated Disbursement and Information System  
CDBG Activity Summary Report (GPR) for Program Year 2023  
LORAIN

Date: 12-Mar-2024  
Time: 14:52  
Page: 125

PGM Year:	2022		
Project:	0002 - Home Repair		
IDIS Activity:	2010 - St. Croix_1125 W 7th St.		
Status:	Completed 1/8/2024 12:00:00 AM	Objective:	Create suitable living environments
Location:	1125 W 7th St Lorain, OH 44052-1460	Outcome:	Sustainability
		Matrix Code:	Rehab; Single-Unit Residential (14A)
		National Objective:	LMH

Activity to prevent, prepare for, and respond to Coronavirus: No

Initial Funding Date: 03/31/2023

Description:

Homeowner is receiving a deferred and fully forgivable loan for the replacement of the roof and gutters.

Financing

	Fund Type	Grant Year	Grant	Funded Amount	Drawn In Program Year	Drawn Thru Program Year
CDBG	EN	2022	B22MC390016	\$13,689.00	\$13,689.00	\$13,689.00
<b>Total</b>	<b>Total</b>			<b>\$13,689.00</b>	<b>\$13,689.00</b>	<b>\$13,689.00</b>

Proposed Accomplishments

Actual Accomplishments

Number assisted:

	Owner		Renter		Total		Person	
	Total	Hispanic	Total	Hispanic	Total	Hispanic	Total	Hispanic
White:	0	0	0	0	0	0	0	0
Black/African American:	0	0	0	0	0	0	0	0
Asian:	0	0	0	0	0	0	0	0
American Indian/Alaskan Native:	0	0	0	0	0	0	0	0
Native Hawaiian/Other Pacific Islander:	0	0	0	0	0	0	0	0
American Indian/Alaskan Native & White:	0	0	0	0	0	0	0	0
Asian White:	0	0	0	0	0	0	0	0
Black/African American & White:	0	0	0	0	0	0	0	0
American Indian/Alaskan Native & Black/African American:	0	0	0	0	0	0	0	0
Other multi-racial:	0	0	0	0	0	0	0	0
Asian/Pacific Islander:	0	0	0	0	0	0	0	0
Hispanic:	0	0	0	0	0	0	0	0
<b>Total:</b>	<b>0</b>	<b>0</b>	<b>0</b>	<b>0</b>	<b>0</b>	<b>0</b>	<b>0</b>	<b>0</b>
Female-headed Households:	0		0		0			

PR03 - LORAIN

Page: 125 of 170



U.S. Department of Housing and Urban Development  
Office of Community Planning and Development  
Integrated Disbursement and Information System  
CDBG Activity Summary Report (GPR) for Program Year 2023  
LORAIN

Date: 12-Mar-2024  
Time: 14:52  
Page: 126

Income Category:

	Owner	Renter	Total	Person
Extremely Low	0	0	0	0
Low Mod	0	0	0	0
Moderate	0	0	0	0
Non Low Moderate	0	0	0	0
Total	0	0	0	0
Percent Low/Mod				

Annual Accomplishments

Years	Accomplishment Narrative	# Benefitting
2023	Roof and gutter replacement completed by Erie Shores Roofing. Accomplishment associated to activity #2004.	



U.S. Department of Housing and Urban Development  
Office of Community Planning and Development  
Integrated Disbursement and Information System  
CDBG Activity Summary Report (GPR) for Program Year 2023  
LORAIN

Date: 12-Mar-2024  
Time: 14:52  
Page: 127

<b>PGM Year:</b>	2020				
<b>Project:</b>	0019 - Street Improvements				
<b>IDIS Activity:</b>	2013 - Street Improvement Admin				
<b>Status:</b>	Open	<b>Objective:</b>	Create suitable living environments		
<b>Location:</b>	200 W Erie Ave Lorain, OH 44052-1606	<b>Outcome:</b>	Sustainability		
		<b>Matrix Code:</b>	Street Improvements (03K)	<b>National Objective:</b>	LMA

**Activity to prevent, prepare for, and respond to Coronavirus:** No

**Initial Funding Date:** 04/17/2023

**Description:**

Administrative oversight of various LMA street improvements on Long Ave, W 14th St, W 18th St, Denver Ave, E 25th, E 29th St, Forest Lane, Woodstock Dr and York Dr.  
All accomplishment data for all streets will be linked into this activity

**Financing**

	Fund Type	Grant Year	Grant	Funded Amount	Drawn In Program Year	Drawn Thru Program Year
CDBG	EN	2019	B19MC390016	\$5,986.25	\$0.00	\$0.00
	PI			\$25,013.75	\$1,986.16	\$1,986.16
<b>Total</b>	<b>Total</b>			<b>\$31,000.00</b>	<b>\$1,986.16</b>	<b>\$1,986.16</b>

**Proposed Accomplishments**

People (General) : 5,240  
Total Population in Service Area: 5,240  
Census Tract Percent Low / Mod: 76.62

**Annual Accomplishments**

No data returned for this view. This might be because the applied filter excludes all data.



U.S. Department of Housing and Urban Development  
Office of Community Planning and Development  
Integrated Disbursement and Information System  
CDBG Activity Summary Report (GPR) for Program Year 2023  
LORAIN

Date: 12-Mar-2024  
Time: 14:52  
Page: 128

PGM Year:	2022		
Project:	0002 - Home Repair		
IDIS Activity:	2014 - Diaz/Gonzalez_1335 W 34th St.		
Status:	Completed 1/8/2024 12:00:00 AM	Objective:	Create suitable living environments
Location:	1335 W 34th St Lorain, OH 44053-2707	Outcome:	Sustainability
		Matrix Code:	Rehab; Single-Unit Residential (14A)
		National Objective:	LMH

Activity to prevent, prepare for, and respond to Coronavirus: No

Initial Funding Date: 05/05/2023

Description:

Homeowner is receiving a deferred and fully forgivable loan for the replacement of the roof and gutters.

Financing

	Fund Type	Grant Year	Grant	Funded Amount	Drawn In Program Year	Drawn Thru Program Year
CDBG	EN	2022	B22MC390016	\$11,389.60	\$11,389.60	\$11,389.60
<b>Total</b>	<b>Total</b>			<b>\$11,389.60</b>	<b>\$11,389.60</b>	<b>\$11,389.60</b>

Proposed Accomplishments

Actual Accomplishments

Number assisted:

	Owner		Renter		Total		Person	
	Total	Hispanic	Total	Hispanic	Total	Hispanic	Total	Hispanic
White:	0	0	0	0	0	0	0	0
Black/African American:	0	0	0	0	0	0	0	0
Asian:	0	0	0	0	0	0	0	0
American Indian/Alaskan Native:	0	0	0	0	0	0	0	0
Native Hawaiian/Other Pacific Islander:	0	0	0	0	0	0	0	0
American Indian/Alaskan Native & White:	0	0	0	0	0	0	0	0
Asian White:	0	0	0	0	0	0	0	0
Black/African American & White:	0	0	0	0	0	0	0	0
American Indian/Alaskan Native & Black/African American:	0	0	0	0	0	0	0	0
Other multi-racial:	0	0	0	0	0	0	0	0
Asian/Pacific Islander:	0	0	0	0	0	0	0	0
Hispanic:	0	0	0	0	0	0	0	0
<b>Total:</b>	<b>0</b>	<b>0</b>	<b>0</b>	<b>0</b>	<b>0</b>	<b>0</b>	<b>0</b>	<b>0</b>

Female-headed Households:

0 0 0

PR03 - LORAIN

Page: 128 of 170



U.S. Department of Housing and Urban Development  
Office of Community Planning and Development  
Integrated Disbursement and Information System  
CDBG Activity Summary Report (GPR) for Program Year 2023  
LORAIN

Date: 12-Mar-2024  
Time: 14:52  
Page: 129

Income Category:

	Owner	Renter	Total	Person
Extremely Low	0	0	0	0
Low Mod	0	0	0	0
Moderate	0	0	0	0
Non Low Moderate	0	0	0	0
Total	0	0	0	0
Percent Low/Mod				

Annual Accomplishments

Years	Accomplishment Narrative	# Benefitting
2023	Roof and gutter replacement completed by The Restoration Guys. Accomplishment associated to activity #2004.	



U.S. Department of Housing and Urban Development  
Office of Community Planning and Development  
Integrated Disbursement and Information System  
CDBG Activity Summary Report (GPR) for Program Year 2023  
LORAIN

Date: 12-Mar-2024  
Time: 14:52  
Page: 130

PGM Year:	2022		
Project:	0002 - Home Repair		
IDIS Activity:	2015 - Jasin_1229 W 17th St.		
Status:	Completed 1/8/2024 12:00:00 AM	Objective:	Create suitable living environments
Location:	1229 W 17th St Lorain, OH 44052-3905	Outcome:	Sustainability
		Matrix Code:	Rehab; Single-Unit Residential (14A)
		National Objective:	LMH

Activity to prevent, prepare for, and respond to Coronavirus: No

Initial Funding Date: 05/05/2023

Description:

Homeowner is receiving a deferred and fully forgivable loan for the replacement of the roof and gutters.

Financing

	Fund Type	Grant Year	Grant	Funded Amount	Drawn In Program Year	Drawn Thru Program Year
CDBG	EN	2022	B22MC390016	\$12,345.00	\$12,345.00	\$12,345.00
<b>Total</b>	<b>Total</b>			<b>\$12,345.00</b>	<b>\$12,345.00</b>	<b>\$12,345.00</b>

Proposed Accomplishments

Actual Accomplishments

Number assisted:

	Owner		Renter		Total		Person	
	Total	Hispanic	Total	Hispanic	Total	Hispanic	Total	Hispanic
White:	0	0	0	0	0	0	0	0
Black/African American:	0	0	0	0	0	0	0	0
Asian:	0	0	0	0	0	0	0	0
American Indian/Alaskan Native:	0	0	0	0	0	0	0	0
Native Hawaiian/Other Pacific Islander:	0	0	0	0	0	0	0	0
American Indian/Alaskan Native & White:	0	0	0	0	0	0	0	0
Asian White:	0	0	0	0	0	0	0	0
Black/African American & White:	0	0	0	0	0	0	0	0
American Indian/Alaskan Native & Black/African American:	0	0	0	0	0	0	0	0
Other multi-racial:	0	0	0	0	0	0	0	0
Asian/Pacific Islander:	0	0	0	0	0	0	0	0
Hispanic:	0	0	0	0	0	0	0	0
<b>Total:</b>	<b>0</b>	<b>0</b>	<b>0</b>	<b>0</b>	<b>0</b>	<b>0</b>	<b>0</b>	<b>0</b>
Female-headed Households:	0		0		0			

PR03 - LORAIN

Page: 130 of 170





U.S. Department of Housing and Urban Development  
Office of Community Planning and Development  
Integrated Disbursement and Information System  
CDBG Activity Summary Report (GPR) for Program Year 2023  
LORAIN

Date: 12-Mar-2024  
Time: 14:52  
Page: 131

Income Category:

	Owner	Renter	Total	Person
Extremely Low	0	0	0	0
Low Mod	0	0	0	0
Moderate	0	0	0	0
Non Low Moderate	0	0	0	0
Total	0	0	0	0
Percent Low/Mod				

Annual Accomplishments

Years	Accomplishment Narrative	# Benefitting
2023	Roof and gutter replacement completed by NewCastle Roofing. Accomplishment associated to activity #2004.	



U.S. Department of Housing and Urban Development  
Office of Community Planning and Development  
Integrated Disbursement and Information System  
CDBG Activity Summary Report (GPR) for Program Year 2023  
LORAIN

Date: 12-Mar-2024  
Time: 14:52  
Page: 132

**PGM Year:** 2022  
**Project:** 0002 - Home Repair  
**IDIS Activity:** 2016 - Wisniewski\_1717 Urban Cir. N

**Status:** Completed 1/8/2024 12:00:00 AM  
**Location:** 1717 Urban Cir N Lorain, OH 44053-3303

**Objective:** Create suitable living environments  
**Outcome:** Sustainability  
**Matrix Code:** Rehab; Single-Unit Residential (14A)

**National Objective:** LMH

**Activity to prevent, prepare for, and respond to Coronavirus:** No

**Initial Funding Date:** 05/05/2023

**Description:**

Homeowner is receiving a deferred and fully forgivable loan for the replacement of the roof and gutters.

**Financing**

	Fund Type	Grant Year	Grant	Funded Amount	Drawn In Program Year	Drawn Thru Program Year
CDBG	EN	2022	B22MC390016	\$11,238.00	\$11,238.00	\$11,238.00
<b>Total</b>	<b>Total</b>			<b>\$11,238.00</b>	<b>\$11,238.00</b>	<b>\$11,238.00</b>

**Proposed Accomplishments**

**Actual Accomplishments**

**Number assisted:**

	<b>Owner</b>		<b>Renter</b>		<b>Total</b>		<b>Person</b>	
	Total	Hispanic	Total	Hispanic	Total	Hispanic	Total	Hispanic
White:	0	0	0	0	0	0	0	0
Black/African American:	0	0	0	0	0	0	0	0
Asian:	0	0	0	0	0	0	0	0
American Indian/Alaskan Native:	0	0	0	0	0	0	0	0
Native Hawaiian/Other Pacific Islander:	0	0	0	0	0	0	0	0
American Indian/Alaskan Native & White:	0	0	0	0	0	0	0	0
Asian White:	0	0	0	0	0	0	0	0
Black/African American & White:	0	0	0	0	0	0	0	0
American Indian/Alaskan Native & Black/African American:	0	0	0	0	0	0	0	0
Other multi-racial:	0	0	0	0	0	0	0	0
Asian/Pacific Islander:	0	0	0	0	0	0	0	0
Hispanic:	0	0	0	0	0	0	0	0
<b>Total:</b>	<b>0</b>	<b>0</b>	<b>0</b>	<b>0</b>	<b>0</b>	<b>0</b>	<b>0</b>	<b>0</b>

Female-headed Households:

0 0 0

PR03 - LORAIN

Page: 132 of 170



U.S. Department of Housing and Urban Development  
Office of Community Planning and Development  
Integrated Disbursement and Information System  
CDBG Activity Summary Report (GPR) for Program Year 2023  
LORAIN

Date: 12-Mar-2024  
Time: 14:52  
Page: 133

Income Category:

	Owner	Renter	Total	Person
Extremely Low	0	0	0	0
Low Mod	0	0	0	0
Moderate	0	0	0	0
Non Low Moderate	0	0	0	0
Total	0	0	0	0
Percent Low/Mod				

Annual Accomplishments

Years	Accomplishment Narrative	# Benefitting
2023	Roof and gutter replacement completed by Raymond Roofing. Accomplishment associated to activity #2004.	



U.S. Department of Housing and Urban Development  
Office of Community Planning and Development  
Integrated Disbursement and Information System  
CDBG Activity Summary Report (GPR) for Program Year 2023  
LORAIN

Date: 12-Mar-2024  
Time: 14:52  
Page: 134

**PGM Year:** 2022  
**Project:** 0002 - Home Repair  
**IDIS Activity:** 2017 - Gillispie\_4660 Washington Ave.

**Status:** Completed 1/8/2024 12:00:00 AM  
**Location:** 4660 Washington Ave Lorain, OH 44052-5716

**Objective:** Create suitable living environments  
**Outcome:** Sustainability  
**Matrix Code:** Rehab; Single-Unit Residential (14A)

**National Objective:** LMH

**Activity to prevent, prepare for, and respond to Coronavirus:** No

**Initial Funding Date:** 06/15/2023

**Description:**

Homeowner is receiving a deferred and fully forgivable loan for the replacement of the roof and gutters.

**Financing**

	Fund Type	Grant Year	Grant	Funded Amount	Drawn In Program Year	Drawn Thru Program Year
CDBG	EN	2022	B22MC390016	\$16,480.80	\$16,480.80	\$16,480.80
<b>Total</b>	<b>Total</b>			<b>\$16,480.80</b>	<b>\$16,480.80</b>	<b>\$16,480.80</b>

**Proposed Accomplishments**

**Actual Accomplishments**

**Number assisted:**

	<b>Owner</b>		<b>Renter</b>		<b>Total</b>		<b>Person</b>	
	Total	Hispanic	Total	Hispanic	Total	Hispanic	Total	Hispanic
White:	0	0	0	0	0	0	0	0
Black/African American:	0	0	0	0	0	0	0	0
Asian:	0	0	0	0	0	0	0	0
American Indian/Alaskan Native:	0	0	0	0	0	0	0	0
Native Hawaiian/Other Pacific Islander:	0	0	0	0	0	0	0	0
American Indian/Alaskan Native & White:	0	0	0	0	0	0	0	0
Asian White:	0	0	0	0	0	0	0	0
Black/African American & White:	0	0	0	0	0	0	0	0
American Indian/Alaskan Native & Black/African American:	0	0	0	0	0	0	0	0
Other multi-racial:	0	0	0	0	0	0	0	0
Asian/Pacific Islander:	0	0	0	0	0	0	0	0
Hispanic:	0	0	0	0	0	0	0	0
<b>Total:</b>	<b>0</b>	<b>0</b>	<b>0</b>	<b>0</b>	<b>0</b>	<b>0</b>	<b>0</b>	<b>0</b>
Female-headed Households:	0		0		0			

PR03 - LORAIN

Page: 134 of 170



U.S. Department of Housing and Urban Development  
Office of Community Planning and Development  
Integrated Disbursement and Information System  
CDBG Activity Summary Report (GPR) for Program Year 2023  
LORAIN

Date: 12-Mar-2024  
Time: 14:52  
Page: 135

Income Category:

	Owner	Renter	Total	Person
Extremely Low	0	0	0	0
Low Mod	0	0	0	0
Moderate	0	0	0	0
Non Low Moderate	0	0	0	0
Total	0	0	0	0
Percent Low/Mod				

Annual Accomplishments

Years	Accomplishment Narrative	# Benefitting
2023	Roof and gutter replacement completed by Above and Bean LLC. Accomplishment associated to activity #2004.	



U.S. Department of Housing and Urban Development  
Office of Community Planning and Development  
Integrated Disbursement and Information System  
CDBG Activity Summary Report (GPR) for Program Year 2023  
LORAIN

Date: 12-Mar-2024  
Time: 14:52  
Page: 136

PGM Year:	2022		
Project:	0002 - Home Repair		
IDIS Activity:	2018 - Beasley_322 E 23rd St.		
Status:	Completed 11/28/2023 12:00:00 AM	Objective:	Create suitable living environments
Location:	322 E 23rd St Lorain, OH 44055-1304	Outcome:	Sustainability
		Matrix Code:	Rehab; Single-Unit Residential (14A)
		National Objective:	LMH

Activity to prevent, prepare for, and respond to Coronavirus: No

Initial Funding Date: 06/15/2023

Description:

Homeowner is receiving a deferred and fully forgivable loan for the replacement of the roof and gutters.

Financing

	Fund Type	Grant Year	Grant	Funded Amount	Drawn In Program Year	Drawn Thru Program Year
CDBG	EN	2022	B22MC390016	\$13,340.00	\$13,340.00	\$13,340.00
<b>Total</b>	<b>Total</b>			<b>\$13,340.00</b>	<b>\$13,340.00</b>	<b>\$13,340.00</b>

Proposed Accomplishments

Actual Accomplishments

Number assisted:

	Owner		Renter		Total		Person	
	Total	Hispanic	Total	Hispanic	Total	Hispanic	Total	Hispanic
White:	0	0	0	0	0	0	0	0
Black/African American:	0	0	0	0	0	0	0	0
Asian:	0	0	0	0	0	0	0	0
American Indian/Alaskan Native:	0	0	0	0	0	0	0	0
Native Hawaiian/Other Pacific Islander:	0	0	0	0	0	0	0	0
American Indian/Alaskan Native & White:	0	0	0	0	0	0	0	0
Asian White:	0	0	0	0	0	0	0	0
Black/African American & White:	0	0	0	0	0	0	0	0
American Indian/Alaskan Native & Black/African American:	0	0	0	0	0	0	0	0
Other multi-racial:	0	0	0	0	0	0	0	0
Asian/Pacific Islander:	0	0	0	0	0	0	0	0
Hispanic:	0	0	0	0	0	0	0	0
<b>Total:</b>	<b>0</b>	<b>0</b>	<b>0</b>	<b>0</b>	<b>0</b>	<b>0</b>	<b>0</b>	<b>0</b>
Female-headed Households:	0		0		0			

PR03 - LORAIN

Page: 136 of 170



U.S. Department of Housing and Urban Development  
Office of Community Planning and Development  
Integrated Disbursement and Information System  
CDBG Activity Summary Report (GPR) for Program Year 2023  
LORAIN

Date: 12-Mar-2024  
Time: 14:52  
Page: 137

Income Category:

	Owner	Renter	Total	Person
Extremely Low	0	0	0	0
Low Mod	0	0	0	0
Moderate	0	0	0	0
Non Low Moderate	0	0	0	0
Total	0	0	0	0
Percent Low/Mod				

Annual Accomplishments

Years	Accomplishment Narrative	# Benefitting
2023	Roof and gutter replacement completed by Larry's Roofing. Accomplishment associated to activity #2004.	



U.S. Department of Housing and Urban Development  
Office of Community Planning and Development  
Integrated Disbursement and Information System  
CDBG Activity Summary Report (GPR) for Program Year 2023  
LORAIN

Date: 12-Mar-2024  
Time: 14:52  
Page: 138

PGM Year:	2022				
Project:	0002 - Home Repair				
IDIS Activity:	2019 - Lewis_1916 W 22nd St.				
Status:	Completed 1/8/2024 12:00:00 AM		Objective:	Create suitable living environments	
Location:	1916 W 22nd St Lorain, OH 44052-4245		Outcome:	Sustainability	
			Matrix Code:	Rehab; Single-Unit Residential (14A)	National Objective: LMH

Activity to prevent, prepare for, and respond to Coronavirus: No

Initial Funding Date: 06/15/2023

Description:

Homeowner is receiving a deferred and fully forgivable loan for the replacement of the roof and gutters.

Financing

	Fund Type	Grant Year	Grant	Funded Amount	Drawn In Program Year	Drawn Thru Program Year
CDBG	EN	2022	B22MC390016	\$7,376.00	\$7,376.00	\$7,376.00
<b>Total</b>	<b>Total</b>			<b>\$7,376.00</b>	<b>\$7,376.00</b>	<b>\$7,376.00</b>

Proposed Accomplishments

Actual Accomplishments

Number assisted:

	Owner		Renter		Total		Person	
	Total	Hispanic	Total	Hispanic	Total	Hispanic	Total	Hispanic
White:	0	0	0	0	0	0	0	0
Black/African American:	0	0	0	0	0	0	0	0
Asian:	0	0	0	0	0	0	0	0
American Indian/Alaskan Native:	0	0	0	0	0	0	0	0
Native Hawaiian/Other Pacific Islander:	0	0	0	0	0	0	0	0
American Indian/Alaskan Native & White:	0	0	0	0	0	0	0	0
Asian White:	0	0	0	0	0	0	0	0
Black/African American & White:	0	0	0	0	0	0	0	0
American Indian/Alaskan Native & Black/African American:	0	0	0	0	0	0	0	0
Other multi-racial:	0	0	0	0	0	0	0	0
Asian/Pacific Islander:	0	0	0	0	0	0	0	0
Hispanic:	0	0	0	0	0	0	0	0
<b>Total:</b>	<b>0</b>	<b>0</b>	<b>0</b>	<b>0</b>	<b>0</b>	<b>0</b>	<b>0</b>	<b>0</b>
Female-headed Households:	0		0		0			

PR03 - LORAIN

Page: 138 of 170





U.S. Department of Housing and Urban Development  
Office of Community Planning and Development  
Integrated Disbursement and Information System  
CDBG Activity Summary Report (GPR) for Program Year 2023  
LORAIN

Date: 12-Mar-2024  
Time: 14:52  
Page: 139

Income Category:

	Owner	Renter	Total	Person
Extremely Low	0	0	0	0
Low Mod	0	0	0	0
Moderate	0	0	0	0
Non Low Moderate	0	0	0	0
Total	0	0	0	0
Percent Low/Mod				

Annual Accomplishments

Years	Accomplishment Narrative	# Benefitting
2023	Roof and gutter replacement completed by Coates Bros Roofing. Accomplishment associated to activity #2004.	



U.S. Department of Housing and Urban Development  
Office of Community Planning and Development  
Integrated Disbursement and Information System  
CDBG Activity Summary Report (GPR) for Program Year 2023  
LORAIN

Date: 12-Mar-2024  
Time: 14:52  
Page: 140

PGM Year:	2017		
Project:	0024 - Street Improvements - LMI		
IDIS Activity:	2020 - Calendar Year 2023 Street Improvements		
Status:	Open	Objective:	Create suitable living environments
Location:	200 W Erie Ave 5th Floor Lorain, OH 44052-1606	Outcome:	Availability/accessibility
		Matrix Code:	Street Improvements (03K)
		National Objective:	LMA

Activity to prevent, prepare for, and respond to Coronavirus: No

Initial Funding Date: 06/30/2023

Description:

Street Improvement to be completed at W 14th from Washington to Long and Washington to Hamilton, Long Ave from W 13th to 14th and W 19th to W 20th, W 18th from Ashland Ave to Oberlin Ave., Denver Ave from E 25th St to E 28th St, E 25th from East Ave to Caroline Ave and East Ave to Caroline, E 29th from Toledo Ave to Clifton Ave, Forest Lane from Robinhood to Woodstock to Ivanhoe to Meister Rd., Woodstock Dr from York to Sherwood to Forest Lane, York Drive from Woodstock to Ivanhoe, and Dewitt from Russell Ave to Clifton Ave using CDGB funds.

The work performed will be to mill and replace 2" of asphalt off the existing street for a smooth surface to drive on.

The streets are located in a LowMod income area.

Financing

	Fund Type	Grant Year	Grant	Funded Amount	Drawn In Program Year	Drawn Thru Program Year
CDBG	EN	2019	B19MC390016	\$3,774.14	\$3,774.14	\$3,774.14
		2020	B20MC390016	\$4,090.20	\$4,090.20	\$4,090.20
		2021	B21MC390016	\$216,784.31	\$216,784.31	\$216,784.31
		2022	B22MC390016	\$57,532.38	\$28,360.91	\$28,360.91
Total	Total			\$282,181.03	\$253,009.56	\$253,009.56

Proposed Accomplishments

Total Population in Service Area: 3,905

Census Tract Percent Low / Mod: 73.88

Annual Accomplishments

No data returned for this view. This might be because the applied filter excludes all data.



U.S. Department of Housing and Urban Development  
Office of Community Planning and Development  
Integrated Disbursement and Information System  
CDBG Activity Summary Report (GPR) for Program Year 2023  
LORAIN

Date: 12-Mar-2024  
Time: 14:52  
Page: 141



U.S. Department of Housing and Urban Development  
Office of Community Planning and Development  
Integrated Disbursement and Information System  
CDBG Activity Summary Report (GPR) for Program Year 2023  
LORAIN

Date: 12-Mar-2024  
Time: 14:52  
Page: 142

**PGM Year:** 2020  
**Project:** 0025 - Second Harvest Food Delivery  
**IDIS Activity:** 2021 - Second Harvest - Mobile Food Pantries (CV)  
**Status:** Open  
**Location:** 5510 Baumhart Rd Lorain, OH 44053-2000  
**Objective:** Create suitable living environments  
**Outcome:** Availability/accessibility  
**Matrix Code:** Food Banks (05W)  
**National Objective:** LMA

**Activity to prevent, prepare for, and respond to Coronavirus:** Yes

**Initial Funding Date:** 08/03/2023

**Description:**

The COVID-19 pandemic has created, expanded, and increased various environmental challenges and community needs. Increased costs, limited availability, and reduced funding and assistance has increased the need for food programming. This funding will provide additional resources needed to provide mobile and school food pantries for low-to-moderate income families in low-to-moderate income eligible areas throughout the City of Lorain.

**Financing**

	Fund Type	Grant Year	Grant	Funded Amount	Drawn In Program Year	Drawn Thru Program Year
CDBG	EN	2020	B20MW390016	\$45,000.00	\$15,685.67	\$15,685.67
<b>Total</b>	<b>Total</b>			<b>\$45,000.00</b>	<b>\$15,685.67</b>	<b>\$15,685.67</b>

**Proposed Accomplishments**

People (General) : 15,000  
Total Population in Service Area: 68,760  
Census Tract Percent Low / Mod: 57.91

**Annual Accomplishments**

Years	Accomplishment Narrative	# Benefitting
2023	Second Harvest has utilized \$23,361.75 in payroll and supplies from June - December 2023 to provide 8,617 residents with food services at Black River Landing, Lorain City Schools locations (Longfellow, Lorain High), and in partnering with El Centro at Oakwood.	



U.S. Department of Housing and Urban Development  
Office of Community Planning and Development  
Integrated Disbursement and Information System  
CDBG Activity Summary Report (GPR) for Program Year 2023  
LORAIN

Date: 12-Mar-2024  
Time: 14:52  
Page: 143

PGM Year: 2020  
Project: 0026 - Neighborhood Alliance  
IDIS Activity: 2022 - Neighborhood Alliance - SNHDM - CV

Status: Open  
Location: 1536 E 30th St Lorain, OH 44055-1612

Objective: Create suitable living environments  
Outcome: Availability/accessibility  
Matrix Code: Senior Services (05A)

National Objective: LMC

Activity to prevent, prepare for, and respond to Coronavirus: Yes

Initial Funding Date: 08/03/2023

Description:

The Senior Nutrition Home Delivered Meals (SNHDM) Program delivers nutritionally balanced meals and personal safety and wellness checks for participants. The need for this program has increasingly grown due to the COVID-19 pandemic requiring stay-at-home orders and social distancing mandates that increased the isolation and vulnerability of the senior population. This funding will be used to expand the SNHDM program to include an emergency provision to support senior residents (age 62 and up) in the City of Lorain who have been waitlisted and/or found to have an emergency need.

Financing

	Fund Type	Grant Year	Grant	Funded Amount	Drawn In Program Year	Drawn Thru Program Year
CDBG	EN	2020	B20MW390016	\$45,000.00	\$12,120.00	\$12,120.00
<b>Total</b>	<b>Total</b>			<b>\$45,000.00</b>	<b>\$12,120.00</b>	<b>\$12,120.00</b>

Proposed Accomplishments

People (General) : 22

Actual Accomplishments

Number assisted:

	Owner		Renter		Total		Person	
	Total	Hispanic	Total	Hispanic	Total	Hispanic	Total	Hispanic
White:	0	0	0	0	0	0	27	6
Black/African American:	0	0	0	0	0	0	3	0
Asian:	0	0	0	0	0	0	0	0
American Indian/Alaskan Native:	0	0	0	0	0	0	0	0
Native Hawaiian/Other Pacific Islander:	0	0	0	0	0	0	0	0
American Indian/Alaskan Native & White:	0	0	0	0	0	0	0	0
Asian White:	0	0	0	0	0	0	0	0
Black/African American & White:	0	0	0	0	0	0	0	0
American Indian/Alaskan Native & Black/African American:	0	0	0	0	0	0	0	0
Other multi-racial:	0	0	0	0	0	0	0	0
Asian/Pacific Islander:	0	0	0	0	0	0	0	0

PR03 - LORAIN

Page: 143 of 170



U.S. Department of Housing and Urban Development  
Office of Community Planning and Development  
Integrated Disbursement and Information System  
CDBG Activity Summary Report (GPR) for Program Year 2023  
LORAIN

Date: 12-Mar-2024  
Time: 14:52  
Page: 144

Hispanic:	0	0	0	0	0	0	0	0
Total:	0	0	0	0	0	0	30	6
Female-headed Households:	0		0		0			
Income Category:								
	Owner	Renter	Total	Person				
Extremely Low	0	0	0	12				
Low Mod	0	0	0	13				
Moderate	0	0	0	4				
Non Low Moderate	0	0	0	0				
Total	0	0	0	29				
Percent Low/Mod	100.0%							

**Annual Accomplishments**

<b>Years</b>	<b>Accomplishment Narrative</b>	<b># Benefitting</b>
2023	From July - October 2023, Neighborhood Alliance has utilized \$16,648 to deliver 2,081 meals directly to 29 low-to-moderate income Seniors in Lorain.	
2024	From January 2024, Neighborhood Alliance has utilized \$2,9848 to deliver 109 meals directly to 12 low-to-moderate income Seniors in Lorain.	



U.S. Department of Housing and Urban Development  
Office of Community Planning and Development  
Integrated Disbursement and Information System  
CDBG Activity Summary Report (GPR) for Program Year 2023  
LORAIN

Date: 12-Mar-2024  
Time: 14:52  
Page: 145

PGM Year:	2020		
Project:	0046 - Pathways Enrichment Center - Food Programs		
IDIS Activity:	2023 - Pathways Enrichment Center - Food Services - CV		
Status:	Open	Objective:	Create suitable living environments
Location:	2505 Leavitt Rd Lorain, OH 44052-4141	Outcome:	Availability/accessibility
		Matrix Code:	Food Banks (05W)
		National Objective:	LMA

Activity to prevent, prepare for, and respond to Coronavirus: Yes

Initial Funding Date: 08/03/2023

Description:

Pathways Enrichment Center Pantry Matters Programs utilize various methods to address food insecurity in Lorain, especially as they are located within a food desert. The need to address food deserts and food insecurity in Lorain was dramatically increased by the COVID-19 pandemic. This funding will allow Pathways Enrichment Center to hire a Data Entry Specialist and an Administrative Secretary to assist with registration services and program management regarding their pantry programming. BB23: This activity was changed from LMC to LMA for various reasons. The pantry services a predominately residential lowmod area and has been in increasing demand, especially in response to COVID-19. Additionally, the administrative burden of collecting income data for each person served, when the Subrecipient will serve thousands of residents a month, is high and will slow processes. The City of Lorain aims to utilize these funds in the most efficient way and changing the activity from LMC to LMA will allow us to do so. Although, the Subrecipient is available to the entire city, we have targeted a specific service area that more appropriately matches the services provided and the capacity of the Subrecipient.

Financing

	Fund Type	Grant Year	Grant	Funded Amount	Drawn In Program Year	Drawn Thru Program Year
CDBG	EN	2020	B20MW390016	\$36,000.00	\$14,220.03	\$14,220.03
Total	Total			\$36,000.00	\$14,220.03	\$14,220.03

Proposed Accomplishments

People (General) : 5,000  
Total Population in Service Area: 25,545  
Census Tract Percent Low / Mod: 54.02

Annual Accomplishments

Years	Accomplishment Narrative	# Benefitting
2023	From June - December 2023, Pathways was able to utilize \$1,524.78 in supplies and \$17,543.25 in payroll to assist 4,877 residents via their drive-through food pantry.	
2024	From January 2024, Pathways was able to utilize \$2,400 in payroll and supplies to assist 259 residents via their drive-through food pantry.	



U.S. Department of Housing and Urban Development  
Office of Community Planning and Development  
Integrated Disbursement and Information System  
CDBG Activity Summary Report (GPR) for Program Year 2023  
LORAIN

Date: 12-Mar-2024  
Time: 14:52  
Page: 146

PGM Year:	2020					
Project:	0045 - Family & Community Services - Case Management Services for Valor Home					
IDIS Activity:	2024 - Family & Community Services - Valor Home Case Management - CV					
Status:	Open		Objective:	Create suitable living environments		
Location:	221 W 21st St Lorain, OH 44052-4754		Outcome:	Availability/accessibility		
Matrix Code:			Operating Costs of Homeless/AIDS Patients Programs (03T)		National Objective:	LMC

Activity to prevent, prepare for, and respond to Coronavirus: Yes

Initial Funding Date: 08/03/2023

Description:

Family & community Services, Inc operates Valor Home Lorain County which provides services and transitional housing for homeless veterans. The funding will be utilized to support Valor Home's case management services that are vital, particularly in response to the COVID-19 pandemic. The COVID-19 pandemic has had an unprecedented effect on mental health and disproportionately impacting people experiencing homelessness, people with disabilities, and/or with underlying health conditions. In the prior year, 75% of veterans serviced by the Valor Home had a disability and/or history of substance abuse issues. Case Management services are essential to addressing the increasing needs of the Veteran homeless population and increase Valor Home's response to providing permanent housing solutions to reduce time spent in group transitional housing settings and shared communal spaces.

Financing

	Fund Type	Grant Year	Grant	Funded Amount	Drawn In Program Year	Drawn Thru Program Year
CDBG	EN	2020	B20MW390016	\$30,000.00	\$29,999.80	\$29,999.80
Total	Total			\$30,000.00	\$29,999.80	\$29,999.80

Proposed Accomplishments

People (General) : 100

Actual Accomplishments

Number assisted:

	Owner		Renter		Total		Person	
	Total	Hispanic	Total	Hispanic	Total	Hispanic	Total	Hispanic
White:	0	0	0	0	0	0	26	2
Black/African American:	0	0	0	0	0	0	5	0
Asian:	0	0	0	0	0	0	1	0
American Indian/Alaskan Native:	0	0	0	0	0	0	0	0
Native Hawaiian/Other Pacific Islander:	0	0	0	0	0	0	1	0
American Indian/Alaskan Native & White:	0	0	0	0	0	0	0	0
Asian White:	0	0	0	0	0	0	0	0
Black/African American & White:	0	0	0	0	0	0	0	0
American Indian/Alaskan Native & Black/African American:	0	0	0	0	0	0	0	0

PR03 - LORAIN

Page: 146 of 170





U.S. Department of Housing and Urban Development  
Office of Community Planning and Development  
Integrated Disbursement and Information System  
CDBG Activity Summary Report (GPR) for Program Year 2023  
LORAIN

Date: 12-Mar-2024  
Time: 14:52  
Page: 147

Other multi-racial:	0	0	0	0	0	0	2	1
Asian/Pacific Islander:	0	0	0	0	0	0	0	0
Hispanic:	0	0	0	0	0	0	0	0
<b>Total:</b>	<b>0</b>	<b>0</b>	<b>0</b>	<b>0</b>	<b>0</b>	<b>0</b>	<b>35</b>	<b>3</b>
Female-headed Households:	0		0		0			

<i>Income Category:</i>				
	<b>Owner</b>	<b>Renter</b>	<b>Total</b>	<b>Person</b>
Extremely Low	0	0	0	30
Low Mod	0	0	0	5
Moderate	0	0	0	0
Non Low Moderate	0	0	0	0
Total	0	0	0	35
Percent Low/Mod				100.0%

**Annual Accomplishments**

<b>Years</b>	<b>Accomplishment Narrative</b>	<b># Benefitting</b>
2023	Family & Community Services, Inc has utilized \$30,000 in payroll expenses to provide case management services to 35 homeless veterans.	



U.S. Department of Housing and Urban Development  
Office of Community Planning and Development  
Integrated Disbursement and Information System  
CDBG Activity Summary Report (GPR) for Program Year 2023  
LORAIN

Date: 12-Mar-2024  
Time: 14:52  
Page: 148

**PGM Year:** 2023  
**Project:** 0001 - CDBG Administration  
**IDIS Activity:** 2025 - 2023 CDBG Admin Cost

**Status:** Open  
**Location:** ,

**Objective:**  
**Outcome:**  
**Matrix Code:** General Program Administration (21A) **National Objective:**

**Activity to prevent, prepare for, and respond to Coronavirus:** No

**Initial Funding Date:** 08/10/2023

**Description:**

City of Lorain's Building, Housing and Planning Planning Department use of CDBG funds for costs associated to the administration of the CDBG program.  
Activity Budget \$302,000

**Financing**

	Fund Type	Grant Year	Grant	Funded Amount	Drawn In Program Year	Drawn Thru Program Year
CDBG	EN	2023	B23MC390016	\$268,866.80	\$216,493.38	\$216,493.38
	PI			\$37,066.58	\$37,066.58	\$37,066.58
<b>Total</b>	<b>Total</b>			<b>\$305,933.38</b>	<b>\$253,559.96</b>	<b>\$253,559.96</b>

**Proposed Accomplishments**

**Actual Accomplishments**

**Number assisted:**

	<b>Owner</b>		<b>Renter</b>		<b>Total</b>		<b>Person</b>	
	Total	Hispanic	Total	Hispanic	Total	Hispanic	Total	Hispanic
White:					0	0		
Black/African American:					0	0		
Asian:					0	0		
American Indian/Alaskan Native:					0	0		
Native Hawaiian/Other Pacific Islander:					0	0		
American Indian/Alaskan Native & White:					0	0		
Asian White:					0	0		
Black/African American & White:					0	0		
American Indian/Alaskan Native & Black/African American:					0	0		
Other multi-racial:					0	0		
Asian/Pacific Islander:					0	0		
Hispanic:					0	0		

PR03 - LORAIN

Page: 148 of 170



U.S. Department of Housing and Urban Development  
Office of Community Planning and Development  
Integrated Disbursement and Information System  
CDBG Activity Summary Report (GPR) for Program Year 2023  
LORAIN

Date: 12-Mar-2024  
Time: 14:52  
Page: 149

**Total:** 0 0 0 0 0 0 0 0

Female-headed Households: 0

Income Category:	Owner	Renter	Total	Person
Extremely Low			0	
Low Mod			0	
Moderate			0	
Non Low Moderate			0	
Total	0	0	0	0
Percent Low/Mod				

**Annual Accomplishments**

No data returned for this view. This might be because the applied filter excludes all data.



U.S. Department of Housing and Urban Development  
Office of Community Planning and Development  
Integrated Disbursement and Information System  
CDBG Activity Summary Report (GPR) for Program Year 2023  
LORAIN

Date: 12-Mar-2024  
Time: 14:52  
Page: 150

PGM Year:	2023				
Project:	0002 - Public Service				
IDIS Activity:	2026 - FireFish Arts - SPARKS: Exploring Dark and Light				
Status:	Open	Objective:	Create suitable living environments		
Location:	520 Broadway Lorain, OH 44052-1747	Outcome:	Availability/accessibility		
		Matrix Code:	Other Public Services Not Listed in 05A-05Y, 03T (05Z)	National Objective:	LMC

Activity to prevent, prepare for, and respond to Coronavirus: No

Initial Funding Date: 08/29/2023

Description:

Educational enrichment youth programming in collaboration with various partners. Programming will include artsmaking activities, reading and creative writing programs, and hands-on creative science and engineering projects focused on the solar system and the upcoming total eclipse in April 2024 for youth of all ages.

Financing

	Fund Type	Grant Year	Grant	Funded Amount	Drawn In Program Year	Drawn Thru Program Year
CDBG	EN	2023	B23MC390016	\$15,000.00	\$165.13	\$165.13
Total	Total			\$15,000.00	\$165.13	\$165.13

Proposed Accomplishments

People (General) : 20

Actual Accomplishments

Number assisted:

	Owner		Renter		Total		Person	
	Total	Hispanic	Total	Hispanic	Total	Hispanic	Total	Hispanic
White:	0	0	0	0	0	0	2	2
Black/African American:	0	0	0	0	0	0	10	2
Asian:	0	0	0	0	0	0	0	0
American Indian/Alaskan Native:	0	0	0	0	0	0	0	0
Native Hawaiian/Other Pacific Islander:	0	0	0	0	0	0	0	0
American Indian/Alaskan Native & White:	0	0	0	0	0	0	0	0
Asian White:	0	0	0	0	0	0	0	0
Black/African American & White:	0	0	0	0	0	0	0	0
American Indian/Alaskan Native & Black/African American:	0	0	0	0	0	0	0	0
Other multi-racial:	0	0	0	0	0	0	9	9
Asian/Pacific Islander:	0	0	0	0	0	0	0	0
Hispanic:	0	0	0	0	0	0	0	0

PR03 - LORAIN

Page: 150 of 170



U.S. Department of Housing and Urban Development  
Office of Community Planning and Development  
Integrated Disbursement and Information System  
CDBG Activity Summary Report (GPR) for Program Year 2023  
LORAIN

Date: 12-Mar-2024  
Time: 14:52  
Page: 151

<b>Total:</b>	<b>0</b>	<b>0</b>	<b>0</b>	<b>0</b>	<b>0</b>	<b>0</b>	<b>21</b>	<b>13</b>
---------------	----------	----------	----------	----------	----------	----------	-----------	-----------

Female-headed Households:	0		0		0			
---------------------------	---	--	---	--	---	--	--	--

<i>Income Category:</i>	<b>Owner</b>	<b>Renter</b>	<b>Total</b>	<b>Person</b>
Extremely Low	0	0	0	18
Low Mod	0	0	0	3
Moderate	0	0	0	0
Non Low Moderate	0	0	0	0
Total	0	0	0	21
Percent Low/Mod				100.0%

**Annual Accomplishments**

<b>Years</b>	<b>Accomplishment Narrative</b>	<b># Benefitting</b>
2023	In November 2023, FireFish utilized \$2,037.50 in payroll to provide STEAM programs and activities to 21 low-to-moderate income youth, between the ages of 8 and 22, in Lorain.	



U.S. Department of Housing and Urban Development  
Office of Community Planning and Development  
Integrated Disbursement and Information System  
CDBG Activity Summary Report (GPR) for Program Year 2023  
LORAIN

Date: 12-Mar-2024  
Time: 14:52  
Page: 152

**PGM Year:** 2023  
**Project:** 0002 - Public Service  
**IDIS Activity:** 2027 - LCCAA - Lorain Food Security Center

**Status:** Open  
**Location:** 204 W. 10th St Lorain, OH 44052

**Objective:** Create suitable living environments  
**Outcome:** Availability/accessibility  
**Matrix Code:** Food Banks (05W)

**National Objective:** LMC

**Activity to prevent, prepare for, and respond to Coronavirus:** No

**Initial Funding Date:** 08/29/2023

**Description:**

A food pantry offering order ahead programming with curbside pick-up via vehicle or walk-up.

**Financing**

	Fund Type	Grant Year	Grant	Funded Amount	Drawn In Program Year	Drawn Thru Program Year
CDBG	EN	2023	B23MC390016	\$21,000.00	\$18,716.02	\$18,716.02
<b>Total</b>	<b>Total</b>			<b>\$21,000.00</b>	<b>\$18,716.02</b>	<b>\$18,716.02</b>

**Proposed Accomplishments**

People (General) : 4,000

**Actual Accomplishments**

Number assisted:

	Owner		Renter		Total		Person	
	Total	Hispanic	Total	Hispanic	Total	Hispanic	Total	Hispanic
White:	0	0	0	0	0	0	98	7
Black/African American:	0	0	0	0	0	0	30	1
Asian:	0	0	0	0	0	0	0	0
American Indian/Alaskan Native:	0	0	0	0	0	0	0	0
Native Hawaiian/Other Pacific Islander:	0	0	0	0	0	0	0	0
American Indian/Alaskan Native & White:	0	0	0	0	0	0	0	0
Asian White:	0	0	0	0	0	0	0	0
Black/African American & White:	0	0	0	0	0	0	0	0
American Indian/Alaskan Native & Black/African American:	0	0	0	0	0	0	0	0
Other multi-racial:	0	0	0	0	0	0	29	26
Asian/Pacific Islander:	0	0	0	0	0	0	0	0
Hispanic:	0	0	0	0	0	0	0	0
<b>Total:</b>	<b>0</b>	<b>0</b>	<b>0</b>	<b>0</b>	<b>0</b>	<b>0</b>	<b>157</b>	<b>34</b>

PR03 - LORAIN

Page: 152 of 170



U.S. Department of Housing and Urban Development  
Office of Community Planning and Development  
Integrated Disbursement and Information System  
CDBG Activity Summary Report (GPR) for Program Year 2023  
LORAIN

Date: 12-Mar-2024  
Time: 14:52  
Page: 153

Female-headed Households: 0 0 0

Income Category:	Owner	Renter	Total	Person
Extremely Low	0	0	0	130
Low Mod	0	0	0	27
Moderate	0	0	0	0
Non Low Moderate	0	0	0	0
Total	0	0	0	157
Percent Low/Mod				100.0%

Annual Accomplishments

Years	Accomplishment Narrative	# Benefitting
2023	LCCAA has utilized \$16,512.17 in payroll to provide food services through online order-ahead pick-up pantry services from August - December 2023 for 157 Lorain residents.	



U.S. Department of Housing and Urban Development  
Office of Community Planning and Development  
Integrated Disbursement and Information System  
CDBG Activity Summary Report (GPR) for Program Year 2023  
LORAIN

Date: 12-Mar-2024  
Time: 14:52  
Page: 154

**PGM Year:** 2023  
**Project:** 0002 - Public Service  
**IDIS Activity:** 2028 - Episcopal Church - Poetry Workshops  
**Status:** Open  
**Location:** 647 Reid Ave Lorain, OH 44052-1737

**Objective:** Create suitable living environments  
**Outcome:** Availability/accessibility  
**Matrix Code:** Other Public Services Not Listed in 05A-05Y, 03T (05Z)  
**National Objective:** LMC

**Activity to prevent, prepare for, and respond to Coronavirus:** No

**Initial Funding Date:** 08/29/2023

**Description:**

Episcopal Church will offer poetry workshops, facilitated by Speak Lounge, during their community dinners. The workshops aim to create a space to allow self-expression through poetry, teaching participants various elements of poetry. Poetry can support mental health by allowing self-expression, providing comfort, boost moods, increase self-esteem, increase self-confidence, and providing an opportunity to learn new skills.

**Financing**

	Fund Type	Grant Year	Grant	Funded Amount	Drawn In Program Year	Drawn Thru Program Year
CDBG	EN	2023	B23MC390016	\$4,000.00	\$206.81	\$206.81
<b>Total</b>	<b>Total</b>			<b>\$4,000.00</b>	<b>\$206.81</b>	<b>\$206.81</b>

**Proposed Accomplishments**

People (General) : 100

**Actual Accomplishments**

Number assisted:

	Owner		Renter		Total		Person	
	Total	Hispanic	Total	Hispanic	Total	Hispanic	Total	Hispanic
White:	0	0	0	0	0	0	0	0
Black/African American:	0	0	0	0	0	0	0	0
Asian:	0	0	0	0	0	0	0	0
American Indian/Alaskan Native:	0	0	0	0	0	0	0	0
Native Hawaiian/Other Pacific Islander:	0	0	0	0	0	0	0	0
American Indian/Alaskan Native & White:	0	0	0	0	0	0	0	0
Asian White:	0	0	0	0	0	0	0	0
Black/African American & White:	0	0	0	0	0	0	0	0
American Indian/Alaskan Native & Black/African American:	0	0	0	0	0	0	0	0
Other multi-racial:	0	0	0	0	0	0	0	0
Asian/Pacific Islander:	0	0	0	0	0	0	0	0

PR03 - LORAIN

Page: 154 of 170





U.S. Department of Housing and Urban Development  
Office of Community Planning and Development  
Integrated Disbursement and Information System  
CDBG Activity Summary Report (GPR) for Program Year 2023  
LORAIN

Date: 12-Mar-2024  
Time: 14:52  
Page: 155

Hispanic:	0	0	0	0	0	0	0	0
<b>Total:</b>	<b>0</b>	<b>0</b>	<b>0</b>	<b>0</b>	<b>0</b>	<b>0</b>	<b>0</b>	<b>0</b>
Female-headed Households:	0		0		0			
Income Category:								
	<b>Owner</b>	<b>Renter</b>	<b>Total</b>		<b>Person</b>			
Extremely Low	0	0	0		0			
Low Mod	0	0	0		0			
Moderate	0	0	0		0			
Non Low Moderate	0	0	0		0			
Total	0	0	0		0			
Percent Low/Mod								

**Annual Accomplishments**

No data returned for this view. This might be because the applied filter excludes all data.



U.S. Department of Housing and Urban Development  
Office of Community Planning and Development  
Integrated Disbursement and Information System  
CDBG Activity Summary Report (GPR) for Program Year 2023  
LORAIN

Date: 12-Mar-2024  
Time: 14:52  
Page: 156

**PGM Year:** 2023  
**Project:** 0002 - Public Service  
**IDIS Activity:** 2029 - El Centro - Summer of Discovery  
**Status:** Open  
**Location:** 1825 E 28th St Lorain, OH 44055-1803

**Objective:** Create suitable living environments  
**Outcome:** Availability/accessibility  
**Matrix Code:** Other Public Services Not Listed in 05A-05Y, 03T (05Z)  
**National Objective:** LMC

**Activity to prevent, prepare for, and respond to Coronavirus:** No

**Initial Funding Date:** 10/18/2023

**Description:**

Summer Camp extended into after school youth programming to create a sense of community and encourage learning among students and their families.

**Financing**

	Fund Type	Grant Year	Grant	Funded Amount	Drawn In Program Year	Drawn Thru Program Year
CDBG	EN	2023	B23MC390016	\$36,000.00	\$646.30	\$646.30
<b>Total</b>	<b>Total</b>			<b>\$36,000.00</b>	<b>\$646.30</b>	<b>\$646.30</b>

**Proposed Accomplishments**

People (General) : 125

**Actual Accomplishments**

Number assisted:

	Owner		Renter		Total		Person	
	Total	Hispanic	Total	Hispanic	Total	Hispanic	Total	Hispanic
White:	0	0	0	0	0	0	22	19
Black/African American:	0	0	0	0	0	0	25	11
Asian:	0	0	0	0	0	0	0	0
American Indian/Alaskan Native:	0	0	0	0	0	0	0	0
Native Hawaiian/Other Pacific Islander:	0	0	0	0	0	0	0	0
American Indian/Alaskan Native & White:	0	0	0	0	0	0	0	0
Asian White:	0	0	0	0	0	0	0	0
Black/African American & White:	0	0	0	0	0	0	1	0
American Indian/Alaskan Native & Black/African American:	0	0	0	0	0	0	0	0
Other multi-racial:	0	0	0	0	0	0	5	5
Asian/Pacific Islander:	0	0	0	0	0	0	0	0
Hispanic:	0	0	0	0	0	0	0	0
<b>Total:</b>	<b>0</b>	<b>0</b>	<b>0</b>	<b>0</b>	<b>0</b>	<b>0</b>	<b>53</b>	<b>35</b>

PR03 - LORAIN

Page: 156 of 170



U.S. Department of Housing and Urban Development  
Office of Community Planning and Development  
Integrated Disbursement and Information System  
CDBG Activity Summary Report (GPR) for Program Year 2023  
LORAIN

Date: 12-Mar-2024  
Time: 14:52  
Page: 157

Female-headed Households: 0 0 0

Income Category:	Owner	Renter	Total	Person
Extremely Low	0	0	0	25
Low Mod	0	0	0	13
Moderate	0	0	0	11
Non Low Moderate	0	0	0	4
Total	0	0	0	53
Percent Low/Mod				92.5%

Annual Accomplishments

Years	Accomplishment Narrative	# Benefitting
2023	From August - October, El Centro has utilized \$13,680 in funding to provide programming to 53 students ages 11-16 in Lorain.	



U.S. Department of Housing and Urban Development  
Office of Community Planning and Development  
Integrated Disbursement and Information System  
CDBG Activity Summary Report (GPR) for Program Year 2023  
LORAIN

Date: 12-Mar-2024  
Time: 14:52  
Page: 158

**PGM Year:** 2023  
**Project:** 0002 - Public Service  
**IDIS Activity:** 2030 - Big Brothers Big Sisters - BIG Futures Career Confidence Kit  
**Status:** Open  
**Location:** 1917 N Ridge Rd E Lorain, OH 44055-3378  
**Objective:** Create suitable living environments  
**Outcome:** Availability/accessibility  
**Matrix Code:** Youth Services (05D)  
**National Objective:** LMC

**Activity to prevent, prepare for, and respond to Coronavirus:** No

**Initial Funding Date:** 10/18/2023

**Description:**

An expansion of the BIG Futures Career and College Readiness program.  
After students attend and engage with the BIG Futures program consistently for six consecutive months, they will qualify to receive the kit.  
The kit will be designed to assist in preparing the students for employment.

**Financing**

	Fund Type	Grant Year	Grant	Funded Amount	Drawn In Program Year	Drawn Thru Program Year
CDBG	EN	2023	B23MC390016	\$11,000.00	\$69.27	\$69.27
<b>Total</b>	<b>Total</b>			<b>\$11,000.00</b>	<b>\$69.27</b>	<b>\$69.27</b>

**Proposed Accomplishments**

People (General) : 20

**Actual Accomplishments**

Number assisted:

	Owner		Renter		Total		Person	
	Total	Hispanic	Total	Hispanic	Total	Hispanic	Total	Hispanic
White:	0	0	0	0	0	0	0	0
Black/African American:	0	0	0	0	0	0	0	0
Asian:	0	0	0	0	0	0	0	0
American Indian/Alaskan Native:	0	0	0	0	0	0	0	0
Native Hawaiian/Other Pacific Islander:	0	0	0	0	0	0	0	0
American Indian/Alaskan Native & White:	0	0	0	0	0	0	0	0
Asian White:	0	0	0	0	0	0	0	0
Black/African American & White:	0	0	0	0	0	0	0	0
American Indian/Alaskan Native & Black/African American:	0	0	0	0	0	0	0	0
Other multi-racial:	0	0	0	0	0	0	0	0
Asian/Pacific Islander:	0	0	0	0	0	0	0	0
Hispanic:	0	0	0	0	0	0	0	0

PR03 - LORAIN

Page: 158 of 170



U.S. Department of Housing and Urban Development  
Office of Community Planning and Development  
Integrated Disbursement and Information System  
CDBG Activity Summary Report (GPR) for Program Year 2023  
LORAIN

Date: 12-Mar-2024  
Time: 14:52  
Page: 159

<b>Total:</b>	0	0	0	0	0	0	0	0	0
Female-headed Households:	0		0		0				
<i>Income Category:</i>									
	<b>Owner</b>	<b>Renter</b>	<b>Total</b>		<b>Person</b>				
Extremely Low	0	0	0		0				
Low Mod	0	0	0		0				
Moderate	0	0	0		0				
Non Low Moderate	0	0	0		0				
Total	0	0	0		0				
Percent Low/Mod									

**Annual Accomplishments**

No data returned for this view. This might be because the applied filter excludes all data.



U.S. Department of Housing and Urban Development  
Office of Community Planning and Development  
Integrated Disbursement and Information System  
CDBG Activity Summary Report (GPR) for Program Year 2023  
LORAIN

Date: 12-Mar-2024  
Time: 14:52  
Page: 160

<b>PGM Year:</b>	2022					
<b>Project:</b>	0006 - Central Park - Restroom					
<b>IDIS Activity:</b>	2031 - Central Park - Restroom					
<b>Status:</b>	Open			<b>Objective:</b>	Create suitable living environments	
<b>Location:</b>	2800 Oakdale Ave Lorain, OH 44055-1056			<b>Outcome:</b>	Sustainability	
				<b>Matrix Code:</b>	Parks, Recreational Facilities (03F)	<b>National Objective:</b> LMA

Activity to prevent, prepare for, and respond to Coronavirus: No

Initial Funding Date: 10/18/2023

**Description:**

Rehabilitation of one of Central Park's Restroom Facilities.

**Financing**

	Fund Type	Grant Year	Grant	Funded Amount	Drawn In Program Year	Drawn Thru Program Year
CDBG	PI			\$53,800.00	\$0.00	\$0.00
<b>Total</b>	<b>Total</b>			<b>\$53,800.00</b>	<b>\$0.00</b>	<b>\$0.00</b>

**Proposed Accomplishments**

Public Facilities : 8,435

Total Population in Service Area: 12,310

Census Tract Percent Low / Mod: 68.52

**Annual Accomplishments**

No data returned for this view. This might be because the applied filter excludes all data.



U.S. Department of Housing and Urban Development  
Office of Community Planning and Development  
Integrated Disbursement and Information System  
CDBG Activity Summary Report (GPR) for Program Year 2023  
LORAIN

Date: 12-Mar-2024  
Time: 14:52  
Page: 161

PGM Year:	2022		
Project:	0005 - Oakwood Park - Restroom		
IDIS Activity:	2032 - Oakwood Park - Restroom		
Status:	Open	Objective:	Create suitable living environments
Location:	2047 E 36th St Lorain, OH 44055	Outcome:	Sustainability
		Matrix Code:	Parks, Recreational Facilities (03F)
		National Objective:	LMA

Activity to prevent, prepare for, and respond to Coronavirus: No

Initial Funding Date: 10/18/2023

Description:

Rehabilitation of one of Oakwood Park's Restroom Facilities.

Financing

	Fund Type	Grant Year	Grant	Funded Amount	Drawn In Program Year	Drawn Thru Program Year
CDBG	EN	2022	B22MC390016	\$22,735.76	\$0.00	\$0.00
	PI			\$46,764.24	\$0.00	\$0.00
Total	Total			\$69,500.00	\$0.00	\$0.00

Proposed Accomplishments

Public Facilities : 10,045

Total Population in Service Area: 14,700

Census Tract Percent Low / Mod: 68.33

Annual Accomplishments

No data returned for this view. This might be because the applied filter excludes all data.



U.S. Department of Housing and Urban Development  
Office of Community Planning and Development  
Integrated Disbursement and Information System  
CDBG Activity Summary Report (GPR) for Program Year 2023  
LORAIN

Date: 12-Mar-2024  
Time: 14:52  
Page: 162

**PGM Year:** 2023  
**Project:** 0003 - Street Improvements  
**IDIS Activity:** 2033 - Street Improvements W 33rd St Broadway to Reid  
**Status:** Open  
**Location:** 117 W 33rd St Lorain, OH 44055-1213  
**Objective:** Create suitable living environments  
**Outcome:** Availability/accessibility  
**Matrix Code:** Street Improvements (03K)  
**National Objective:** LMA

**Activity to prevent, prepare for, and respond to Coronavirus:** No

**Initial Funding Date:** 10/11/2023

**Description:**

Street Improvement to be completed at W 33rd from Broadway to Reid Ave using funding from CDBG.  
The work perform will be to mill 2" of asphalt off the existing street surface and then install 2" of new asphalt to replace what was milled off, so that the street will be have a new smooth surface to drive on.  
Funds will cover all costs including materials and payroll for duties performed on the project.

**Financing**

	Fund Type	Grant Year	Grant	Funded Amount	Drawn In Program Year	Drawn Thru Program Year
CDBG	EN	2023	B23MC390016	\$261,987.20	\$237,311.60	\$237,311.60
<b>Total</b>	<b>Total</b>			<b>\$261,987.20</b>	<b>\$237,311.60</b>	<b>\$237,311.60</b>

**Proposed Accomplishments**

People (General) : 1  
Total Population in Service Area: 1,150  
Census Tract Percent Low / Mod: 70.87

**Annual Accomplishments**

Years	Accomplishment Narrative	# Benefitting
2023	To provide the area with a new smooth surface to drive on and include all costs for material and payroll for duties performed on the project.	





U.S. Department of Housing and Urban Development  
Office of Community Planning and Development  
Integrated Disbursement and Information System  
CDBG Activity Summary Report (GPR) for Program Year 2023  
LORAIN

Date: 12-Mar-2024  
Time: 14:52  
Page: 163

**PGM Year:** 2023  
**Project:** 0006 - Home Repair Program  
**IDIS Activity:** 2034 - 2023-Housing-Admin-CDBG-PY23-FY23  
**Status:** Open  
**Location:** 200 W Erie Ave Lorain, OH 44052-1606

**Objective:** Create suitable living environments  
**Outcome:** Sustainability  
**Matrix Code:** Rehabilitation Administration (14H)  
**National Objective:** LMH

**Activity to prevent, prepare for, and respond to Coronavirus:** No

**Initial Funding Date:** 10/11/2023

**Description:**

Housing Admin Costs (Payroll, Filing Fees, Supplies)

**Financing**

	Fund Type	Grant Year	Grant	Funded Amount	Drawn In Program Year	Drawn Thru Program Year
CDBG	PI			\$60,000.00	\$51,869.79	\$51,869.79
<b>Total</b>	<b>Total</b>			<b>\$60,000.00</b>	<b>\$51,869.79</b>	<b>\$51,869.79</b>

**Proposed Accomplishments**

Housing Units : 30

**Actual Accomplishments**

Number assisted:

	Owner		Renter		Total		Person	
	Total	Hispanic	Total	Hispanic	Total	Hispanic	Total	Hispanic
White:	0	0	0	0	0	0	0	0
Black/African American:	0	0	0	0	0	0	0	0
Asian:	0	0	0	0	0	0	0	0
American Indian/Alaskan Native:	0	0	0	0	0	0	0	0
Native Hawaiian/Other Pacific Islander:	0	0	0	0	0	0	0	0
American Indian/Alaskan Native & White:	0	0	0	0	0	0	0	0
Asian White:	0	0	0	0	0	0	0	0
Black/African American & White:	0	0	0	0	0	0	0	0
American Indian/Alaskan Native & Black/African American:	0	0	0	0	0	0	0	0
Other multi-racial:	0	0	0	0	0	0	0	0
Asian/Pacific Islander:	0	0	0	0	0	0	0	0
Hispanic:	0	0	0	0	0	0	0	0
<b>Total:</b>	<b>0</b>	<b>0</b>	<b>0</b>	<b>0</b>	<b>0</b>	<b>0</b>	<b>0</b>	<b>0</b>

PR03 - LORAIN

Page: 163 of 170



U.S. Department of Housing and Urban Development  
Office of Community Planning and Development  
Integrated Disbursement and Information System  
CDBG Activity Summary Report (GPR) for Program Year 2023  
LORAIN

Date: 12-Mar-2024  
Time: 14:52  
Page: 164

Female-headed Households: 0 0 0

Income Category:	Owner	Renter	Total	Person
Extremely Low	0	0	0	0
Low Mod	0	0	0	0
Moderate	0	0	0	0
Non Low Moderate	0	0	0	0
Total	0	0	0	0
Percent Low/Mod				

Annual Accomplishments

Years	Accomplishment Narrative	# Benefitting
2024	Associated Activities: 2047 Accomplishment Data for Activities:	



U.S. Department of Housing and Urban Development  
Office of Community Planning and Development  
Integrated Disbursement and Information System  
CDBG Activity Summary Report (GPR) for Program Year 2023  
LORAIN

Date: 12-Mar-2024  
Time: 14:52  
Page: 165

**PGM Year:** 2023  
**Project:** 0002 - Public Service  
**IDIS Activity:** 2038 - P2R - Circle of Support Warming Center  
**Status:** Open  
**Location:** 1909 N Ridge Rd E Lorain, OH 44055-3379

**Objective:** Create suitable living environments  
**Outcome:** Availability/accessibility  
**Matrix Code:** Operating Costs of Homeless/AIDS Patients Programs (03T)  
**National Objective:** LMC

**Activity to prevent, prepare for, and respond to Coronavirus:** No

**Initial Funding Date:** 01/24/2024

**Description:**

P2R will provide hotel/motel vouchers for residents when temperatures drop below 32 degrees and there are no shelter beds available.

**Financing**

	Fund Type	Grant Year	Grant	Funded Amount	Drawn In Program Year	Drawn Thru Program Year
CDBG	EN	2023	B23MC390016	\$38,000.00	\$640.55	\$640.55
<b>Total</b>	<b>Total</b>			<b>\$38,000.00</b>	<b>\$640.55</b>	<b>\$640.55</b>

**Proposed Accomplishments**

People (General) : 20

**Actual Accomplishments**

Number assisted:

	Owner		Renter		Total		Person	
	Total	Hispanic	Total	Hispanic	Total	Hispanic	Total	Hispanic
White:	0	0	0	0	0	0	6	1
Black/African American:	0	0	0	0	0	0	2	0
Asian:	0	0	0	0	0	0	0	0
American Indian/Alaskan Native:	0	0	0	0	0	0	0	0
Native Hawaiian/Other Pacific Islander:	0	0	0	0	0	0	0	0
American Indian/Alaskan Native & White:	0	0	0	0	0	0	0	0
Asian White:	0	0	0	0	0	0	0	0
Black/African American & White:	0	0	0	0	0	0	1	0
American Indian/Alaskan Native & Black/African American:	0	0	0	0	0	0	0	0
Other multi-racial:	0	0	0	0	0	0	1	0
Asian/Pacific Islander:	0	0	0	0	0	0	0	0
Hispanic:	0	0	0	0	0	0	0	0
<b>Total:</b>	<b>0</b>	<b>0</b>	<b>0</b>	<b>0</b>	<b>0</b>	<b>0</b>	<b>10</b>	<b>1</b>

PR03 - LORAIN

Page: 165 of 170



U.S. Department of Housing and Urban Development  
Office of Community Planning and Development  
Integrated Disbursement and Information System  
CDBG Activity Summary Report (GPR) for Program Year 2023  
LORAIN

Date: 12-Mar-2024  
Time: 14:52  
Page: 166

Female-headed Households: 0 0 0

Income Category:	Owner	Renter	Total	Person
Extremely Low	0	0	0	8
Low Mod	0	0	0	0
Moderate	0	0	0	0
Non Low Moderate	0	0	0	0
Total	0	0	0	8
Percent Low/Mod				100.0%

Annual Accomplishments

Years	Accomplishment Narrative	# Benefitting
2023	Due to the lack of availability in shelters and a warming center, P2R utilized 6,811.54 to pay for motels stays to operate as a warming center for 8 homeless residents. Their lengths of stay ranged from December 13, 2023 - January 8, 2024.	
2024	Due to the lack of availability in shelters and a warming center, P2R utilized 3,344.76 to pay for motel stays to operate as a warming center for 7 homeless residents. Their lengths of stay ranged from January 5, 2024 - February 23, 2024.	



U.S. Department of Housing and Urban Development  
Office of Community Planning and Development  
Integrated Disbursement and Information System  
CDBG Activity Summary Report (GPR) for Program Year 2023  
LORAIN

Date: 12-Mar-2024  
Time: 14:52  
Page: 167

PGM Year:	2023		
Project:	0005 - SB Clearance & Demolition		
IDIS Activity:	2039 - SB Demo Admin		
Status:	Open	Objective:	Create suitable living environments
Location:	200 W Erie Ave Lorain, OH 44052-1606	Outcome:	Sustainability
		Matrix Code:	Clearance and Demolition (04)
		National Objective:	SBS

Activity to prevent, prepare for, and respond to Coronavirus: No

Initial Funding Date: 01/18/2024

Description:

This activity is for the 2023 Demolition Administrative costs for the City of Lorain located at 200 W Erie Ave. Lorain, 44052. Funds will be paid from CDBG in the amount of \$20,000. The demo projects that will be completed are: 2475 Apple Ave, 2353 Lexington Ave., 520 E 33rd St., 1322 W. 19th St., 311 E. 26th St., 1525 Reid Ave, 2947Denver, 1780 E 29th St., 619 Colorado, 2371 East Ave, 1056 W 21st., 1059 W 12th, 443 W 13th St., 445 W 13th St., 3515 Oakdale Ave, 3523 Oakdale, and 1832 Reid Ave.

Financing

	Fund Type	Grant Year	Grant	Funded Amount	Drawn In Program Year	Drawn Thru Program Year
CDBG	PI			\$20,000.00	\$2,487.47	\$2,487.47
Total	Total			\$20,000.00	\$2,487.47	\$2,487.47

Proposed Accomplishments

Housing Units : 17

Annual Accomplishments

No data returned for this view. This might be because the applied filter excludes all data.



U.S. Department of Housing and Urban Development  
Office of Community Planning and Development  
Integrated Disbursement and Information System  
CDBG Activity Summary Report (GPR) for Program Year 2023  
LORAIN

Date: 12-Mar-2024  
Time: 14:52  
Page: 168

PGM Year:	2023				
Project:	0005 - SB Clearance & Demolition				
IDIS Activity:	2044 - Demo 1525 Reid Ave				
Status:	Open	Objective:	Create suitable living environments		
Location:	1525 Reid Ave Lorain, OH 44052-3453	Outcome:	Sustainability		
		Matrix Code:	Clearance and Demolition (04)	National Objective:	SBS

Activity to prevent, prepare for, and respond to Coronavirus: No

Initial Funding Date: 01/19/2024

Description:

Demolition of a two-family home deemed blighted and uninhabitable.

Financing

	Fund Type	Grant Year	Grant	Funded Amount	Drawn In Program Year	Drawn Thru Program Year
CDBG	PI			\$10,579.26	\$9,927.00	\$9,927.00
Total	Total			\$10,579.26	\$9,927.00	\$9,927.00

Proposed Accomplishments

Annual Accomplishments

No data returned for this view. This might be because the applied filter excludes all data.



U.S. Department of Housing and Urban Development  
Office of Community Planning and Development  
Integrated Disbursement and Information System  
CDBG Activity Summary Report (GPR) for Program Year 2023  
LORAIN

Date: 12-Mar-2024  
Time: 14:52  
Page: 169

PGM Year:	2023		
Project:	0005 - SB Clearance & Demolition		
IDIS Activity:	2045 - Demo 2947 Denver Ave		
Status:	Open	Objective:	Create suitable living environments
Location:	2947 Denver Ave Lorain, OH 44055-1452	Outcome:	Sustainability
		Matrix Code:	Clearance and Demolition (04)
		National Objective:	SBS

Activity to prevent, prepare for, and respond to Coronavirus: No

Initial Funding Date: 01/19/2024

Description:

Demolition of a single-family home deemed blighted and uninhabitable

Financing

	Fund Type	Grant Year	Grant	Funded Amount	Drawn In Program Year	Drawn Thru Program Year
CDBG	EN	2023	B23MC390016	\$4,149.25	\$3,388.99	\$3,388.99
	PI			\$6,538.01	\$6,538.01	\$6,538.01
Total	Total			\$10,687.26	\$9,927.00	\$9,927.00

Proposed Accomplishments

Annual Accomplishments

No data returned for this view. This might be because the applied filter excludes all data.



U.S. Department of Housing and Urban Development  
Office of Community Planning and Development  
Integrated Disbursement and Information System  
CDBG Activity Summary Report (GPR) for Program Year 2023  
LORAIN

Date: 12-Mar-2024  
Time: 14:52  
Page: 170

---

Total Funded Amount:	\$8,784,933.27
Total Drawn Thru Program Year:	\$8,127,062.32
Total Drawn In Program Year:	\$2,701,233.02



U.S. DEPARTMENT OF HOUSING AND URBAN DEVELOPMENT  
OFFICE OF COMMUNITY PLANNING AND DEVELOPMENT  
PR06 - Summary of Consolidated Plan Projects for Report Year

DATE: 3/12/2024  
TIME: 2:54:13 PM  
PAGE: 1/1

IDIS

Plan IDIS Year Project	Project Title and Description	Program	Project Estimate	Committed Amount	Amount Drawn Thru Report Year	Amount Available to Draw	Amount Drawn in Report Year
2023 1	CDBG Administration	Admin costs (salaries/fringes, advertising, supplies, etc.) to administer the CDBG program.	\$301,746.80	\$305,933.38	\$253,559.96	\$52,373.42	\$253,559.96
2	Public Service	open applications for public service projects	\$125,000.00	\$125,000.00	\$20,444.08	\$104,555.92	\$20,444.08
3	Street Improvements	Street improvements to residential streets in LMI areas	\$261,987.20	\$261,987.20	\$237,311.60	\$24,675.60	\$237,311.60
4	Public Facility Improvements	open applications for a neighborhood facility improvement project and/or street improvements	\$120,000.00	\$0.00	\$0.00	\$0.00	\$0.00
5	SB Clearance & Demolition	demolition of slum/blighted properties	\$200,000.00	\$103,342.82	\$22,341.47	\$81,001.35	\$22,341.47
6	Home Repair Program	Home repair program to offer zero percent interest deferred loans to low and moderate-income households to repair or replace major components to their owner-occupied home. Depending on income, the loans may or may not have a 20% repayment.	\$400,000.00	\$60,000.00	\$51,869.79	\$8,130.21	\$51,869.79
7	Public Housing Modernization	Rehabilitation of housing units owned/operated by the Lorain Metropolitan Housing Authority (LMHA)	\$100,884.00	\$100,000.00	\$0.00	\$100,000.00	\$0.00
8	HOME Admin	costs associated to administering the 2023 HOME program	\$68,840.20	\$0.00	\$0.00	\$0.00	\$0.00
9	CHDO	Community Housing Development Organization (CHDO) 15% set aside requirement for the development of affordable housing	\$94,260.30	\$0.00	\$0.00	\$0.00	\$0.00
10	HOME Rehabilitation Loan Program	to provide zero interest loans to low income households to fully rehabilitate their owner occupied home	\$262,650.75	\$0.00	\$0.00	\$0.00	\$0.00
11	Down Payment Assistance Program	To provide down payment assistance to low income households to purchase their first home in the City of Lorain	\$262,650.75	\$0.00	\$0.00	\$0.00	\$0.00



LORAIN

Count of CDBG and CDBG-CV Activities with Disbursements by Activity Group & Matrix Code

Activity Group	Activity Category	Open Count	Open Activities Disbursed	Completed Count	Completed Activities Disbursed	Program Year Count	Total Activities Disbursed
Acquisition	Clearance and Demolition (04)	6	\$22,341.47	0	\$0.00	6	\$22,341.47
	<b>Total Acquisition</b>	<b>6</b>	<b>\$22,341.47</b>	<b>0</b>	<b>\$0.00</b>	<b>6</b>	<b>\$22,341.47</b>
Economic Development	Other Commercial/Industrial Improvements (17D)	2	\$0.00	0	\$0.00	2	\$0.00
	<b>Total Economic Development</b>	<b>2</b>	<b>\$0.00</b>	<b>0</b>	<b>\$0.00</b>	<b>2</b>	<b>\$0.00</b>
Housing	Rehab; Single-Unit Residential (14A)	0	\$0.00	22	\$198,950.39	22	\$198,950.39
	Rehabilitation Administration (14H)	1	\$51,869.79	3	\$51,852.84	4	\$103,722.63
	Lead-Based/Lead Hazard Test/Abate (14I)	2	\$69,400.00	1	\$0.00	3	\$69,400.00
	Code Enforcement (15)	0	\$0.00	2	\$0.00	2	\$0.00
	<b>Total Housing</b>	<b>3</b>	<b>\$121,269.79</b>	<b>28</b>	<b>\$250,803.23</b>	<b>31</b>	<b>\$372,073.02</b>
Public Facilities and Improvements	Neighborhood Facilities (03E)	1	\$6,137.73	0	\$0.00	1	\$6,137.73
	Parks, Recreational Facilities (03F)	17	\$1,130,892.73	3	\$0.00	20	\$1,130,892.73
	Street Improvements (03K)	3	\$492,307.32	4	\$0.00	7	\$492,307.32
	Child Care Centers (03M)	0	\$0.00	1	\$25,000.00	1	\$25,000.00
	<b>Total Public Facilities and Improvements</b>	<b>21</b>	<b>\$1,629,337.78</b>	<b>8</b>	<b>\$25,000.00</b>	<b>29</b>	<b>\$1,654,337.78</b>
Public Services	Operating Costs of Homeless/AIDS Patients Programs (03T)	3	\$54,120.40	1	\$0.00	4	\$54,120.40
	Senior Services (05A)	2	\$22,334.20	2	\$0.00	4	\$22,334.20
	Legal Services (05C)	0	\$0.00	1	\$2,466.80	1	\$2,466.80
	Youth Services (05D)	2	\$4,569.27	0	\$0.00	2	\$4,569.27
	Employment Training (05H)	3	\$10,121.17	0	\$0.00	3	\$10,121.17
	Crime Awareness (05I)	0	\$0.00	1	\$0.00	1	\$0.00
	Fair Housing Activities (if CDBG, then subject to 15% cap) (05J)	2	\$21,095.56	0	\$0.00	2	\$21,095.56
	Subsistence Payment (05Q)	1	\$171,856.14	0	\$0.00	1	\$171,856.14
	Housing Counseling only, under 24 CFR 5.100 (05U)	1	\$9,900.00	2	\$0.00	3	\$9,900.00
	Food Banks (05W)	3	\$48,621.72	1	\$0.00	4	\$48,621.72
	Other Public Services Not Listed in 05A-05Y, 03T (05Z)	3	\$1,018.24	0	\$0.00	3	\$1,018.24
	<b>Total Public Services</b>	<b>20</b>	<b>\$343,636.70</b>	<b>8</b>	<b>\$2,466.80</b>	<b>28</b>	<b>\$346,103.50</b>



LORAIN

Activity Group	Activity Category	Open Count	Open Activities Disbursed	Completed Count	Completed Activities Disbursed	Program Year Count	Total Activities Disbursed
General Administration and Planning	General Program Administration (21A)	3	\$306,377.25	2	\$0.00	5	\$306,377.25
	<b>Total General Administration and Planning</b>	<b>3</b>	<b>\$306,377.25</b>	<b>2</b>	<b>\$0.00</b>	<b>5</b>	<b>\$306,377.25</b>
<b>Grand Total</b>		<b>55</b>	<b>\$2,422,962.99</b>	<b>46</b>	<b>\$278,270.03</b>	<b>101</b>	<b>\$2,701,233.02</b>



LORAIN

**CDBG and CDBG-CV Sum of Actual Accomplishments by Activity Group and Accomplishment Type**

Activity Group	Matrix Code	Accomplishment Type	Open Count	Completed Count	Program Year Totals
Acquisition	Clearance and Demolition (04)	Housing Units	0	0	0
		Public Facilities	0	0	0
		Business	0	0	0
	Total Acquisition		0	0	0
Economic Development	Other Commercial/Industrial Improvements (17D)	Business	140,710	0	140,710
	Total Economic Development		140,710	0	140,710
Housing	Rehabilitation Administration (14H)	Housing Units	0	22	22
	Lead-Based/Lead Hazard Test/Abate (14I)	Housing Units	16	14	30
	Code Enforcement (15)	Persons	0	68,760	68,760
		Housing Units	0	68,760	68,760
Total Housing		16	137,556	137,572	
Public Facilities and Improvements	Neighborhood Facilities (03E)	Public Facilities	0	0	0
	Parks, Recreational Facilities (03F)	Public Facilities	109,910	17,840	127,750
	Street Improvements (03K)	Persons	1,150	12,000	13,150
	Child Care Centers (03M)	Public Facilities	0	42	42
Total Public Facilities and Improvements		111,060	29,882	140,942	
Public Services	Operating Costs of Homeless/AIDS Patients Programs (03T)	Persons	190	36	226
	Senior Services (05A)	Persons	51	116	167
	Legal Services (05C)	Persons	0	95	95
	Youth Services (05D)	Persons	13	0	13
	Employment Training (05H)	Persons	48	0	48
	Crime Awareness (05I)	Persons	0	12,070	12,070
	Fair Housing Activities (if CDBG, then subject to 15% cap) (05J)	Persons	68,760	0	68,760
	Subsistence Payment (05Q)	Persons	115	0	115
	Housing Counseling only, under 24 CFR 5.100 (05U)	Persons	44	0	44
		Households	0	93	93
	Food Banks (05W)	Persons	94,462	68,760	163,222
	Other Public Services Not Listed in 05A-05Y, 03T (05Z)	Persons	74	0	74
	Total Public Services		163,757	81,170	244,927
	Grand Total		415,543	248,608	664,151



LORAIN

CDBG and CDBG-CV Beneficiaries by Racial / Ethnic Category

Housing-Non Housing	Race	Total Persons	Total Hispanic Persons	Total Households	Total Hispanic Households
Housing	White	0	0	25	6
	Black/African American	0	0	17	2
	<b>Total Housing</b>	<b>0</b>	<b>0</b>	<b>42</b>	<b>8</b>
Non Housing	White	428	109	32	32
	Black/African American	276	33	12	8
	Asian	2	0	0	0
	American Indian/Alaskan Native	4	1	0	0
	Native Hawaiian/Other Pacific Islander	3	1	0	0
	American Indian/Alaskan Native & White	5	0	1	1
	Black/African American & White	12	3	2	2
	Amer. Indian/Alaskan Native & Black/African Amer.	2	0	0	0
	Other multi-racial	134	112	46	46
	<b>Total Non Housing</b>	<b>866</b>	<b>259</b>	<b>93</b>	<b>89</b>
	White	428	109	57	38
Grand Total	Black/African American	276	33	29	10
	Asian	2	0	0	0
	American Indian/Alaskan Native	4	1	0	0
	Native Hawaiian/Other Pacific Islander	3	1	0	0
	American Indian/Alaskan Native & White	5	0	1	1
	Black/African American & White	12	3	2	2
	Amer. Indian/Alaskan Native & Black/African Amer.	2	0	0	0
	Other multi-racial	134	112	46	46
	<b>Total Grand Total</b>	<b>866</b>	<b>259</b>	<b>135</b>	<b>97</b>



LORAIN

**CDBG and CDBG-CV Beneficiaries by Income Category** ([Click here to view activities](#))

	Income Levels	Owner Occupied	Renter Occupied	Persons
Housing	Extremely Low (<=30%)	3	0	0
	Low (>30% and <=50%)	9	0	0
	Mod (>50% and <=80%)	5	0	0
	Total Low-Mod	17	0	0
	Non Low-Mod (>80%)	0	0	0
	Total Beneficiaries	17	0	0
Non Housing	Extremely Low (<=30%)	0	0	437
	Low (>30% and <=50%)	0	0	159
	Mod (>50% and <=80%)	0	0	50
	Total Low-Mod	0	0	646
	Non Low-Mod (>80%)	0	0	7
	Total Beneficiaries	0	0	653



Office of Community Planning and Development  
U.S. Department of Housing and Urban Development  
Integrated Disbursement and Information System  
PR26 - CDBG Financial Summary Report  
Program Year 2023  
LORAIN, OH

DATE: 03-12-24  
TIME: 14:57  
PAGE: 1

**PART I: SUMMARY OF CDBG RESOURCES**

01 UNEXPENDED CDBG FUNDS AT END OF PREVIOUS PROGRAM YEAR	3,221,574.84
02 ENTITLEMENT GRANT	1,344,334.00
03 SURPLUS URBAN RENEWAL	0.00
04 SECTION 108 GUARANTEED LOAN FUNDS	0.00
05 CURRENT YEAR PROGRAM INCOME	185,380.58
05a CURRENT YEAR SECTION 108 PROGRAM INCOME (FOR SI TYPE)	0.00
06 FUNDS RETURNED TO THE LINE-OF-CREDIT	0.00
06a FUNDS RETURNED TO THE LOCAL CDBG ACCOUNT	0.00
07 ADJUSTMENT TO COMPUTE TOTAL AVAILABLE	0.00
08 TOTAL AVAILABLE (SUM, LINES 01-07)	4,751,289.42

**PART II: SUMMARY OF CDBG EXPENDITURES**

09 DISBURSEMENTS OTHER THAN SECTION 108 REPAYMENTS AND PLANNING/ADMINISTRATION	2,107,049.76
10 ADJUSTMENT TO COMPUTE TOTAL AMOUNT SUBJECT TO LOW/MOD BENEFIT	0.00
11 AMOUNT SUBJECT TO LOW/MOD BENEFIT (LINE 09 + LINE 10)	2,107,049.76
12 DISBURSED IN IDIS FOR PLANNING/ADMINISTRATION	270,618.64
13 DISBURSED IN IDIS FOR SECTION 108 REPAYMENTS	0.00
14 ADJUSTMENT TO COMPUTE TOTAL EXPENDITURES	0.00
15 TOTAL EXPENDITURES (SUM, LINES 11-14)	2,377,668.40
16 UNEXPENDED BALANCE (LINE 08 - LINE 15)	2,373,621.02

**PART III: LOW/MOD BENEFIT THIS REPORTING PERIOD**

17 EXPENDED FOR LOW/MOD HOUSING IN SPECIAL AREAS	0.00
18 EXPENDED FOR LOW/MOD MULTI-UNIT HOUSING	0.00
19 DISBURSED FOR OTHER LOW/MOD ACTIVITIES	2,084,708.29
20 ADJUSTMENT TO COMPUTE TOTAL LOW/MOD CREDIT	0.00
21 TOTAL LOW/MOD CREDIT (SUM, LINES 17-20)	2,084,708.29
22 PERCENT LOW/MOD CREDIT (LINE 21/LINE 11)	98.94%

**LOW/MOD BENEFIT FOR MULTI-YEAR CERTIFICATIONS**

23 PROGRAM YEARS(PY) COVERED IN CERTIFICATION	PY: 2023 PY: PY:
24 CUMULATIVE NET EXPENDITURES SUBJECT TO LOW/MOD BENEFIT CALCULATION	2,107,049.76
25 CUMULATIVE EXPENDITURES BENEFITING LOW/MOD PERSONS	2,084,708.29
26 PERCENT BENEFIT TO LOW/MOD PERSONS (LINE 25/LINE 24)	98.94%

**PART IV: PUBLIC SERVICE (PS) CAP CALCULATIONS**

27 DISBURSED IN IDIS FOR PUBLIC SERVICES	102,221.86
28 PS UNLIQUIDATED OBLIGATIONS AT END OF CURRENT PROGRAM YEAR	152,055.44
29 PS UNLIQUIDATED OBLIGATIONS AT END OF PREVIOUS PROGRAM YEAR	129,277.30
30 ADJUSTMENT TO COMPUTE TOTAL PS OBLIGATIONS	0.00
31 TOTAL PS OBLIGATIONS (LINE 27 + LINE 28 - LINE 29 + LINE 30)	125,000.00
32 ENTITLEMENT GRANT	1,344,334.00
33 PRIOR YEAR PROGRAM INCOME	366,536.33
34 ADJUSTMENT TO COMPUTE TOTAL SUBJECT TO PS CAP	(56,475.63)
35 TOTAL SUBJECT TO PS CAP (SUM, LINES 32-34)	1,654,394.70
36 PERCENT FUNDS OBLIGATED FOR PS ACTIVITIES (LINE 31/LINE 35)	7.56%

**PART V: PLANNING AND ADMINISTRATION (PA) CAP**

37 DISBURSED IN IDIS FOR PLANNING/ADMINISTRATION	270,618.64
38 PA UNLIQUIDATED OBLIGATIONS AT END OF CURRENT PROGRAM YEAR	52,373.42
39 PA UNLIQUIDATED OBLIGATIONS AT END OF PREVIOUS PROGRAM YEAR	17,058.68
40 ADJUSTMENT TO COMPUTE TOTAL PA OBLIGATIONS	0.00
41 TOTAL PA OBLIGATIONS (LINE 37 + LINE 38 - LINE 39 +LINE 40)	305,933.38
42 ENTITLEMENT GRANT	1,344,334.00
43 CURRENT YEAR PROGRAM INCOME	185,380.58
44 ADJUSTMENT TO COMPUTE TOTAL SUBJECT TO PA CAP	0.00
45 TOTAL SUBJECT TO PA CAP (SUM, LINES 42-44)	1,529,714.58
46 PERCENT FUNDS OBLIGATED FOR PA ACTIVITIES (LINE 41/LINE 45)	20.00%



LINE 17 DETAIL: ACTIVITIES TO CONSIDER IN DETERMINING THE AMOUNT TO ENTER ON LINE 17

No data returned for this view. This might be because the applied filter excludes all data.

LINE 18 DETAIL: ACTIVITIES TO CONSIDER IN DETERMINING THE AMOUNT TO ENTER ON LINE 18

No data returned for this view. This might be because the applied filter excludes all data.

LINE 19 DETAIL: ACTIVITIES INCLUDED IN THE COMPUTATION OF LINE 19

Plan Year	IDIS Project	IDIS Activity	Voucher Number	Activity Name	Matrix Code	National Objective	Drawn Amount
2020	40	1954	6767368	Harrison Cultural Community Centre	03E	LMA	\$146.40
2020	40	1954	6787997	Harrison Cultural Community Centre	03E	LMA	\$30.89
2020	40	1954	6802578	Harrison Cultural Community Centre	03E	LMA	\$278.08
2020	40	1954	6817739	Harrison Cultural Community Centre	03E	LMA	\$13.41
2020	40	1954	6827480	Harrison Cultural Community Centre	03E	LMA	\$159.07
2020	40	1954	6830363	Harrison Cultural Community Centre	03E	LMA	\$5,500.00
2020	40	1954	6860207	Harrison Cultural Community Centre	03E	LMA	\$9.88
					<b>03E</b>	<b>Matrix Code</b>	<b>\$6,137.73</b>
2019	10	1786	6787037	Central Park	03F	LMA	\$23,220.65
2019	10	1787	6855994	Oakwood Park	03F	LMA	\$8,111.78
2020	12	1878	6811720	Oakwood Park Pool Facilities	03F	LMA	\$86,618.94
2020	12	1878	6826441	Oakwood Park Pool Facilities	03F	LMA	\$169,645.64
2020	12	1878	6830363	Oakwood Park Pool Facilities	03F	LMA	\$255,538.11
2020	33	1900	6767368	Cityview Park Improvements	03F	LMA	\$14.24
2020	33	1900	6802578	Cityview Park Improvements	03F	LMA	\$14.63
2020	33	1900	6860207	Cityview Park Improvements	03F	LMA	\$12.19
2020	33	1901	6767368	Fairless Park Improvements	03F	LMA	\$17.87
2020	33	1901	6827480	Fairless Park Improvements	03F	LMA	\$19.39
2020	33	1901	6860207	Fairless Park Improvements	03F	LMA	\$12.19
2020	33	1903	6767368	Central Park Improvements	03F	LMA	\$102.93
2020	33	1903	6787037	Central Park Improvements	03F	LMA	\$14,565.88
2020	33	1903	6787997	Central Park Improvements	03F	LMA	\$310.14
2020	33	1903	6802578	Central Park Improvements	03F	LMA	\$856.32
2020	33	1903	6827480	Central Park Improvements	03F	LMA	\$109.99
2020	33	1903	6855994	Central Park Improvements	03F	LMA	\$11,785.00
2020	33	1903	6860207	Central Park Improvements	03F	LMA	\$75.43
2020	33	1912	6767368	Westwood Park Improvements	03F	LMA	\$118.81
2020	33	1912	6787997	Westwood Park Improvements	03F	LMA	\$35.33
2020	33	1912	6801858	Westwood Park Improvements	03F	LMA	\$24,500.00
2020	33	1912	6817739	Westwood Park Improvements	03F	LMA	\$9.29
2020	33	1912	6827480	Westwood Park Improvements	03F	LMA	\$65.23
2020	33	1912	6860207	Westwood Park Improvements	03F	LMA	\$12.19
2020	33	1914	6767368	Homewood Park Improvements	03F	LMA	\$85.82
2020	33	1914	6827480	Homewood Park Improvements	03F	LMA	\$19.39
2020	33	1914	6860207	Homewood Park Improvements	03F	LMA	\$12.19
2020	33	1915	6767368	Maple (Heights) Park Improvements	03F	LMA	\$96.08
2020	33	1915	6801858	Maple (Heights) Park Improvements	03F	LMA	\$24,500.00
2020	33	1915	6817739	Maple (Heights) Park Improvements	03F	LMA	\$9.29
2020	33	1961	6734664	Oakwood Park - PY 2022 (SA) Improvements	03F	LMA	\$12.45
2020	33	1961	6767368	Oakwood Park - PY 2022 (SA) Improvements	03F	LMA	\$425.36
2020	33	1961	6787997	Oakwood Park - PY 2022 (SA) Improvements	03F	LMA	\$729.71
2020	33	1961	6793850	Oakwood Park - PY 2022 (SA) Improvements	03F	LMA	\$13,084.00
2020	33	1961	6802578	Oakwood Park - PY 2022 (SA) Improvements	03F	LMA	\$147.00
2020	33	1961	6827480	Oakwood Park - PY 2022 (SA) Improvements	03F	LMA	\$376.96
2020	33	1961	6830057	Oakwood Park - PY 2022 (SA) Improvements	03F	LMA	\$11.11
2020	33	1961	6830363	Oakwood Park - PY 2022 (SA) Improvements	03F	LMA	\$19,626.00
2020	33	1961	6855994	Oakwood Park - PY 2022 (SA) Improvements	03F	LMA	\$21,773.38
2020	33	1961	6860207	Oakwood Park - PY 2022 (SA) Improvements	03F	LMA	\$185.33
2021	6	1950	6767368	Streator Park Improvements	03F	LMA	\$163.51
2021	6	1950	6787997	Streator Park Improvements	03F	LMA	\$35.33





Office of Community Planning and Development  
U.S. Department of Housing and Urban Development  
Integrated Disbursement and Information System  
PR26 - CDBG Financial Summary Report  
Program Year 2023  
LORAIN, OH

DATE: 03-12-24  
TIME: 14:57  
PAGE: 3

Plan Year	IDIS Project	IDIS Activity	Voucher Number	Activity Name	Matrix Code	National Objective	Drawn Amount
2021	6	1950	6811720	Streator Park Improvements	03F	LMA	\$47,620.00
2021	6	1950	6817739	Streator Park Improvements	03F	LMA	\$23.29
2021	6	1950	6827480	Streator Park Improvements	03F	LMA	\$19.39
2021	6	1950	6860207	Streator Park Improvements	03F	LMA	\$32.47
2021	6	1951	6734664	Pawlak Park Improvements	03F	LMA	\$8.95
2021	6	1951	6767368	Pawlak Park Improvements	03F	LMA	\$727.94
2021	6	1951	6767725	Pawlak Park Improvements	03F	LMA	\$205.50
2021	6	1951	6787997	Pawlak Park Improvements	03F	LMA	\$394.24
2021	6	1951	6802578	Pawlak Park Improvements	03F	LMA	\$202.97
2021	6	1951	6817739	Pawlak Park Improvements	03F	LMA	\$50.38
2021	6	1951	6826441	Pawlak Park Improvements	03F	LMA	\$89,820.52
2021	6	1951	6827480	Pawlak Park Improvements	03F	LMA	\$151.41
2021	6	1951	6830057	Pawlak Park Improvements	03F	LMA	\$11.11
2021	6	1951	6830363	Pawlak Park Improvements	03F	LMA	\$179,886.60
2021	6	1951	6831844	Pawlak Park Improvements	03F	LMA	\$59,564.42
2021	6	1951	6855994	Pawlak Park Improvements	03F	LMA	\$30,913.10
2021	6	1951	6860207	Pawlak Park Improvements	03F	LMA	\$260.99
							<b>\$1,086,968.36</b>
2017	24	2020	6787037	Calendar Year 2023 Street Improvements	03K	LMA	\$33,000.00
2017	24	2020	6826441	Calendar Year 2023 Street Improvements	03K	LMA	\$106,572.10
2017	24	2020	6830363	Calendar Year 2023 Street Improvements	03K	LMA	\$43,993.95
2017	24	2020	6831844	Calendar Year 2023 Street Improvements	03K	LMA	\$46,023.26
2017	24	2020	6855994	Calendar Year 2023 Street Improvements	03K	LMA	\$23,420.25
2020	19	2013	6787997	Street Improvement Admin	03K	LMA	\$60.25
2020	19	2013	6802578	Street Improvement Admin	03K	LMA	\$317.86
2020	19	2013	6817739	Street Improvement Admin	03K	LMA	\$651.31
2020	19	2013	6827480	Street Improvement Admin	03K	LMA	\$325.29
2020	19	2013	6830057	Street Improvement Admin	03K	LMA	\$447.14
2020	19	2013	6860207	Street Improvement Admin	03K	LMA	\$184.31
2023	3	2033	6826441	Street Improvements W 33rd St Broadway to Reid	03K	LMA	\$138,866.43
2023	3	2033	6831844	Street Improvements W 33rd St Broadway to Reid	03K	LMA	\$98,445.17
							<b>\$492,307.32</b>
2021	20	1964	6831711	Neighborhood Alliance - Child Enrichment Services - Playground	03M	LMC	\$25,000.00
							<b>\$25,000.00</b>
2022	7	1987	6767725	P2R - Homeless Project	03T	LMC	\$7,266.18
2022	7	1987	6787037	P2R - Homeless Project	03T	LMC	\$2,613.87
2022	7	1987	6793850	P2R - Homeless Project	03T	LMC	\$6,800.00
2022	7	1987	6826441	P2R - Homeless Project	03T	LMC	\$6,800.00
2023	2	2038	6860207	P2R - Circle of Support Warming Center	03T	LMC	\$640.55
							<b>\$24,120.60</b>
2020	4	1843	6793850	Senior Home Repair	05A	LMC	\$3,442.50
2020	4	1843	6801858	Senior Home Repair	05A	LMC	\$3,875.00
2020	4	1843	6811720	Senior Home Repair	05A	LMC	\$2,332.70
2020	4	1843	6830363	Senior Home Repair	05A	LMC	\$564.00
							<b>\$10,214.20</b>
2022	7	1969	6767725	Legal Aid - Securing Shelter, Safety, & Economic Support	05C	LMC	\$2,466.80
							<b>\$2,466.80</b>
2022	7	1970	6801858	Big Brothers Big Sisters - BIG Futures	05D	LMC	\$4,500.00
2023	2	2030	6827480	Big Brothers Big Sisters - BIG Futures Career Confidence Kit	05D	LMC	\$69.27
							<b>\$4,569.27</b>
2022	7	1986	6787037	Goodwill - Digital Skills for Employment & Beyond	05H	LMC	\$2,464.39
2022	7	1986	6793850	Goodwill - Digital Skills for Employment & Beyond	05H	LMC	\$1,398.40
2022	7	1986	6801858	Goodwill - Digital Skills for Employment & Beyond	05H	LMC	\$1,254.57
2022	7	1986	6826441	Goodwill - Digital Skills for Employment & Beyond	05H	LMC	\$2,609.55
2022	7	1986	6830363	Goodwill - Digital Skills for Employment & Beyond	05H	LMC	\$1,170.11
2022	7	1986	6855994	Goodwill - Digital Skills for Employment & Beyond	05H	LMC	\$1,224.15
							<b>\$10,121.17</b>
2022	9	2007	6767368	Fair Housing	05J	LMA	\$1,042.49
2022	9	2007	6767725	Fair Housing	05J	LMA	\$3,900.00
2022	9	2007	6787037	Fair Housing	05J	LMA	\$600.00
2022	9	2007	6787997	Fair Housing	05J	LMA	\$1,943.74
2022	9	2007	6802578	Fair Housing	05J	LMA	\$2,445.44
2022	9	2007	6817739	Fair Housing	05J	LMA	\$789.22
2022	9	2007	6827480	Fair Housing	05J	LMA	\$702.09
2022	9	2007	6830057	Fair Housing	05J	LMA	\$69.85
2022	9	2007	6855994	Fair Housing	05J	LMA	\$7,900.00
2022	9	2007	6860207	Fair Housing	05J	LMA	\$1,702.73
							<b>\$21,095.56</b>
2022	7	2006	6830404	EI Centro - Financial Literacy and Homebuyer Education and Counseling	05U	LMC	\$9,350.00
2022	7	2006	6855994	EI Centro - Financial Literacy and Homebuyer Education and Counseling	05U	LMC	\$550.00

Plan Year	IDIS Project	IDIS Activity	Voucher Number	Activity Name	Matrix Code	National Objective	Drawn Amount
2023	2	2027	6827480	LCCAA - Lorain Food Security Center	05U	Matrix Code	\$9,900.00
2023	2	2027	6831711	LCCAA - Lorain Food Security Center	05W	LNC	\$49.87
2023	2	2027	6859994	LCCAA - Lorain Food Security Center	05W	LNC	\$8,216.89
2023	2	2027	6860207	LCCAA - Lorain Food Security Center	05W	LNC	\$8,295.28
					05W	LNC	\$2,153.98
					05W	Matrix Code	\$18,716.02
2023	2	2026	6827480	FireFish Arts - SPARKS: Exploring Dark and Light	05Z	LNC	\$49.87
2023	2	2026	6860207	FireFish Arts - SPARKS: Exploring Dark and Light	05Z	LNC	\$115.25
2023	2	2026	6827480	Episcopal Church - Poetry Workshops	05Z	LNC	\$49.87
2023	2	2026	6860207	Episcopal Church - Poetry Workshops	05Z	LNC	\$156.94
2023	2	2029	6827480	El Centro - Summer of Discovery	05Z	LNC	\$77.16
2023	2	2029	6860207	El Centro - Summer of Discovery	05Z	LNC	\$569.14
					05Z	Matrix Code	\$1,018.24
2021	11	1967	6767725	1412 W. 20th, Andres	14A	LNH	\$90.00
2021	11	1967	6787037	1412 W. 20th, Andres	14A	LNH	\$12,329.00
2021	11	1992	6801858	Gantt_2021 W. 36th St.	14A	LNH	\$13,082.00
2021	11	1996	6793850	1234 New Mexico Ave, Guzman	14A	LNH	\$11,900.00
2021	11	1998	6767725	1930 W 29th, Rosario-Hernandez	14A	LNH	\$11,299.00
2021	11	2001	6767725	Frost_1028 W. 19th St	14A	LNH	\$16,451.99
2021	11	2002	6801858	Dimacchia_1235 W 35th St.	14A	LNH	\$9,600.00
2021	11	2003	6767725	Carpino_4724 Gary Ave.	14A	LNH	\$90.00
2021	11	2003	6787139	Carpino_4724 Gary Ave.	14A	LNH	\$10,500.00
2021	11	2005	6767725	Burgess_214 Louisiana Ave.	14A	LNH	\$90.00
2021	11	2005	6801858	Burgess_214 Louisiana Ave.	14A	LNH	\$9,475.00
2021	11	2008	6767725	Jones_3523 Dallas Ave.	14A	LNH	\$90.00
2021	11	2008	6787037	Jones_3523 Dallas Ave.	14A	LNH	\$4,640.00
2022	2	2009	6767725	Knowles_3317 Elyria Ave.	14A	LNH	\$90.00
2022	2	2009	6793850	Knowles_3317 Elyria Ave.	14A	LNH	\$13,365.00
2022	2	2010	6767725	St. Croix_1125 W 7th St.	14A	LNH	\$90.00
2022	2	2010	6787037	St. Croix_1125 W 7th St.	14A	LNH	\$13,599.00
2022	2	2014	6787037	Diaz/Gonzalez_1335 W 34th St.	14A	LNH	\$90.00
2022	2	2014	6793850	Diaz/Gonzalez_1335 W 34th St.	14A	LNH	\$11,299.60
2022	2	2015	6787037	Jasin_1229 W 17th St.	14A	LNH	\$90.00
2022	2	2015	6793850	Jasin_1229 W 17th St.	14A	LNH	\$12,255.00
2022	2	2016	6787037	Wisniewski_1717 Urban Cir. N	14A	LNH	\$90.00
2022	2	2016	6826441	Wisniewski_1717 Urban Cir. N	14A	LNH	\$11,148.00
2022	2	2017	6787037	Gillispie_4660 Washington Ave.	14A	LNH	\$90.00
2022	2	2017	6811720	Gillispie_4660 Washington Ave.	14A	LNH	\$16,390.80
2022	2	2018	6830363	Beasley_322 E 23rd St.	14A	LNH	\$13,340.00
2022	2	2019	6801858	Lewis_1916 W 22nd St.	14A	LNH	\$7,376.00
					14A	Matrix Code	\$198,950.39
2021	11	1965	6734664	Emergency Home Repair-ADMIN	14H	LNH	\$3,852.84
2022	2	2004	6767368	Home Repair-ADMIN	14H	LNH	\$21,510.96
2022	2	2004	6787037	Home Repair-ADMIN	14H	LNH	\$114.00
2022	2	2004	6787997	Home Repair-ADMIN	14H	LNH	\$6,621.41
2022	2	2004	6802578	Home Repair-ADMIN	14H	LNH	\$16,341.42
2022	2	2004	6817739	Home Repair-ADMIN	14H	LNH	\$3,412.21
2023	6	2034	6826441	2023-Housing-Admin-CDBG-PY23-FY23	14H	LNH	\$498.00
2023	6	2034	6826489	2023-Housing-Admin-CDBG-PY23-FY23	14H	LNH	\$5,307.42
2023	6	2034	6827480	2023-Housing-Admin-CDBG-PY23-FY23	14H	LNH	\$17,465.82
2023	6	2034	6830057	2023-Housing-Admin-CDBG-PY23-FY23	14H	LNH	\$5,384.00
2023	6	2034	6830363	2023-Housing-Admin-CDBG-PY23-FY23	14H	LNH	\$190.00
2023	6	2034	6859994	2023-Housing-Admin-CDBG-PY23-FY23	14H	LNH	\$76.00
2023	6	2034	6860207	2023-Housing-Admin-CDBG-PY23-FY23	14H	LNH	\$22,948.55
					14H	Matrix Code	\$103,722.63
2019	14	1783	6787037	Lead Based Paint/Lead Hazards Testing/Abatement	14I	LNH	\$16,000.00
2019	14	1783	6793850	Lead Based Paint/Lead Hazards Testing/Abatement	14I	LNH	\$3,150.00
2020	13	1890	6793850	Lead Based Paint/Lead Hazards Testing/Abatement	14I	LNH	\$27,350.00
2020	13	1890	6811720	Lead Based Paint/Lead Hazards Testing/Abatement	14I	LNH	\$18,900.00
2020	13	1890	6859994	Lead Based Paint/Lead Hazards Testing/Abatement	14I	LNH	\$4,000.00
					14I	Matrix Code	\$69,400.00
<b>Total</b>							<b>\$2,084,708.29</b>

LINE 27 DETAIL: ACTIVITIES INCLUDED IN THE COMPUTATION OF LINE 27

Plan Year	IDIS Project	IDIS Activity	Voucher Number	Activity to prevent, prepare for, and respond to Coronavirus	Activity Name	Grant Number	Fund Type	Matrix Code	National Objective	Drawn Amount
2022	7	1987	6767725	No	P2R - Homeless Project	B20MC390016	PI	03T	LWC	\$7,266.18
2022	7	1987	6787037	No	P2R - Homeless Project	B20MC390016	PI	03T	LWC	\$2,613.87
2022	7	1987	6793850	No	P2R - Homeless Project	B20MC390016	PI	03T	LWC	\$6,800.00
2022	7	1987	6826441	No	P2R - Homeless Project	B21MC390016	PI	03T	LWC	\$6,800.00
2023	2	2038	6860207	No	P2R - Circle of Support Warming Center	B23MC390016	EN	03T	LWC	\$640.55
										<b>03T Matrix Code \$24,120.60</b>
2020	4	1843	6793850	No	Senior Home Repair	B20MC390016	PI	05A	LWC	\$3,442.50
2020	4	1843	6801858	No	Senior Home Repair	B20MC390016	PI	05A	LWC	\$3,875.00
2020	4	1843	6811720	No	Senior Home Repair	B21MC390016	PI	05A	LWC	\$2,332.70
2020	4	1843	6830363	No	Senior Home Repair	B21MC390016	PI	05A	LWC	\$564.00
										<b>05A Matrix Code \$10,214.20</b>
2022	7	1969	6767725	No	Legal Aid - Securing Shelter, Safety, & Economic Support	B20MC390016	PI	05C	LWC	\$2,466.80
										<b>05C Matrix Code \$2,466.80</b>
2022	7	1970	6801858	No	Big Brothers Big Sisters - BIG Futures	B21MC390016	PI	05D	LWC	\$4,500.00
2023	2	2030	6827480	No	Big Brothers Big Sisters - BIG Futures Career Confidence Kit	B23MC390016	EN	05D	LWC	\$69.27
										<b>05D Matrix Code \$4,569.27</b>
2022	7	1986	6787037	No	Goodwill - Digital Skills for Employment & Beyond	B20MC390016	PI	05H	LWC	\$2,464.39
2022	7	1986	6793850	No	Goodwill - Digital Skills for Employment & Beyond	B20MC390016	PI	05H	LWC	\$1,398.40
2022	7	1986	6801858	No	Goodwill - Digital Skills for Employment & Beyond	B21MC390016	PI	05H	LWC	\$1,254.57
2022	7	1986	6826441	No	Goodwill - Digital Skills for Employment & Beyond	B21MC390016	PI	05H	LWC	\$2,609.55
2022	7	1986	6830363	No	Goodwill - Digital Skills for Employment & Beyond	B21MC390016	PI	05H	LWC	\$1,170.11
2022	7	1986	6855994	No	Goodwill - Digital Skills for Employment & Beyond	B21MC390016	PI	05H	LWC	\$1,224.15
										<b>05H Matrix Code \$10,121.17</b>
2022	9	2007	6767368	No	Fair Housing	B22MC390016	EN	05J	LMA	\$1,042.49
2022	9	2007	6767725	No	Fair Housing	B22MC390016	EN	05J	LMA	\$3,900.00
2022	9	2007	6787037	No	Fair Housing	B22MC390016	EN	05J	LMA	\$600.00
2022	9	2007	6787967	No	Fair Housing	B22MC390016	EN	05J	LMA	\$1,943.74
2022	9	2007	6802578	No	Fair Housing	B22MC390016	EN	05J	LMA	\$2,445.44
2022	9	2007	6817739	No	Fair Housing	B22MC390016	EN	05J	LMA	\$789.22
2022	9	2007	6827480	No	Fair Housing	B22MC390016	EN	05J	LMA	\$702.09
2022	9	2007	6830057	No	Fair Housing	B22MC390016	EN	05J	LMA	\$69.85
2022	9	2007	6855994	No	Fair Housing	B22MC390016	EN	05J	LMA	\$7,900.00
2022	9	2007	6860207	No	Fair Housing	B22MC390016	EN	05J	LMA	\$1,702.73
										<b>05J Matrix Code \$21,095.56</b>
2022	7	2006	6830404	No	EI Centro - Financial Literacy and Homebuyer Education and Counseling	B21MC390016	PI	05U	LWC	\$9,350.00
2022	7	2006	6855994	No	EI Centro - Financial Literacy and Homebuyer Education and Counseling	B21MC390016	PI	05U	LWC	\$650.00
										<b>05U Matrix Code \$9,900.00</b>
2023	2	2027	6827480	No	LCCAA - Lorain Food Security Center	B23MC390016	EN	05W	LWC	\$49.87
2023	2	2027	6831711	No	LCCAA - Lorain Food Security Center	B23MC390016	EN	05W	LWC	\$8,216.89
2023	2	2027	6855994	No	LCCAA - Lorain Food Security Center	B23MC390016	EN	05W	LWC	\$8,295.28
2023	2	2027	6860207	No	LCCAA - Lorain Food Security Center	B23MC390016	EN	05W	LWC	\$2,153.88
										<b>05W Matrix Code \$18,716.02</b>
2023	2	2026	6827480	No	FireFish Arts - SPARKS: Exploring Dark and Light	B23MC390016	EN	05Z	LWC	\$49.87
2023	2	2026	6860207	No	FireFish Arts - SPARKS: Exploring Dark and Light	B23MC390016	EN	05Z	LWC	\$115.26
2023	2	2028	6827480	No	Episcopal Church - Poetry Workshops	B23MC390016	EN	05Z	LWC	\$49.87
2023	2	2028	6860207	No	Episcopal Church - Poetry Workshops	B23MC390016	EN	05Z	LWC	\$156.94
2023	2	2029	6827480	No	EI Centro - Summer of Discovery	B23MC390016	EN	05Z	LWC	\$77.16
2023	2	2029	6860207	No	EI Centro - Summer of Discovery	B23MC390016	EN	05Z	LWC	\$569.14
										<b>05Z Matrix Code \$1,018.24</b>
										<b>\$102,221.86</b>
										<b>Total \$102,221.86</b>

LINE 37 DETAIL: ACTIVITIES INCLUDED IN THE COMPUTATION OF LINE 37

Plan Year	IDIS Project	IDIS Activity	Voucher Number	Activity Name	Matrix Code	National Objective	Drawn Amount
2022	1	1988	6734664	2022 Admin Cost	21A		\$17,058.68
2023	1	2025	6802382	2023 CDBG Admin Cost	21A		\$90,303.32
2023	1	2025	6802578	2023 CDBG Admin Cost	21A		\$55,600.98
2023	1	2025	6811720	2023 CDBG Admin Cost	21A		\$621.90
2023	1	2025	6817739	2023 CDBG Admin Cost	21A		\$23,281.05
2023	1	2025	6826441	2023 CDBG Admin Cost	21A		\$656.60
2023	1	2025	6827480	2023 CDBG Admin Cost	21A		\$32,487.22
2023	1	2025	6830057	2023 CDBG Admin Cost	21A		\$8,819.96
2023	1	2025	6830363	2023 CDBG Admin Cost	21A		\$270.78
2023	1	2025	6831711	2023 CDBG Admin Cost	21A		\$179.76
2023	1	2025	6855994	2023 CDBG Admin Cost	21A		\$508.59



Office of Community Planning and Development  
U.S. Department of Housing and Urban Development  
Integrated Disbursement and Information System  
PR26 - CDBG Financial Summary Report  
Program Year 2023  
LORAIN , OH

DATE: 03-12-24  
TIME: 14:57  
PAGE: 6

Plan Year	IDIS Project	IDIS Activity	Voucher Number	Activity Name	Matrix Code	National Objective	Drawn Amount
2023	1	2025	6860207	2023 CDBG Admin Cost	21A		\$40,829.80
Total					21A	Matrix Code	\$270,618.64



**PART I: SUMMARY OF CDBG RESOURCES**

- 01 UNEXPENDED CDBG FUNDS AT END OF PREVIOUS PROGRAM YEAR
- 02 ENTITLEMENT GRANT
- 03 SURPLUS URBAN RENEWAL
- 04 SECTION 108 GUARANTEED LOAN FUNDS
- 05 CURRENT YEAR PROGRAM INCOME
- 05a CURRENT YEAR SECTION 108 PROGRAM INCOME (FOR SI TYPE)
- 06 FUNDS RETURNED TO THE LINE-OF-CREDIT
- 06a FUNDS RETURNED TO THE LOCAL CDBG ACCOUNT
- 07 ADJUSTMENT TO COMPUTE TOTAL AVAILABLE
- 08 TOTAL AVAILABLE (SUM, LINES 01-07)

**PART II: SUMMARY OF CDBG EXPENDITURES**

- 09 DISBURSEMENTS OTHER THAN SECTION 108 REPAYMENTS AND PLANNING/ADMINISTRATION
- 10 ADJUSTMENT TO COMPUTE TOTAL AMOUNT SUBJECT TO LOW/MOD BENEFIT
- 11 AMOUNT SUBJECT TO LOW/MOD BENEFIT (LINE 09 + LINE 10)
- 12 DISBURSED IN IDIS FOR PLANNING/ADMINISTRATION
- 13 DISBURSED IN IDIS FOR SECTION 108 REPAYMENTS
- 14 ADJUSTMENT TO COMPUTE TOTAL EXPENDITURES
- 15 TOTAL EXPENDITURES (SUM, LINES 11-14)
- 16 UNEXPENDED BALANCE (LINE 08 - LINE 15)

**PART III: LOWMOD BENEFIT THIS REPORTING PERIOD**

- 17 EXPENDED FOR LOW/MOD HOUSING IN SPECIAL AREAS
- 18 EXPENDED FOR LOW/MOD MULTI-UNIT HOUSING
- 19 DISBURSED FOR OTHER LOW/MOD ACTIVITIES
- 20 ADJUSTMENT TO COMPUTE TOTAL LOW/MOD CREDIT
- 21 TOTAL LOW/MOD CREDIT (SUM, LINES 17-20)
- 22 PERCENT LOW/MOD CREDIT (LINE 21/LINE 11)

**LOW/MOD BENEFIT FOR MULTI-YEAR CERTIFICATIONS**

- 23 PROGRAM YEARS(PY) COVERED IN CERTIFICATION
- 24 CUMULATIVE NET EXPENDITURES SUBJECT TO LOW/MOD BENEFIT CALCULATION
- 25 CUMULATIVE EXPENDITURES BENEFITTING LOW/MOD PERSONS
- 26 PERCENT BENEFIT TO LOW/MOD PERSONS (LINE 25/LINE 24)

**PART IV: PUBLIC SERVICE (PS) CAP CALCULATIONS**

- 27 DISBURSED IN IDIS FOR PUBLIC SERVICES
- 28 PS UNLIQUIDATED OBLIGATIONS AT END OF CURRENT PROGRAM YEAR
- 29 PS UNLIQUIDATED OBLIGATIONS AT END OF PREVIOUS PROGRAM YEAR
- 30 ADJUSTMENT TO COMPUTE TOTAL PS OBLIGATIONS
- 31 TOTAL PS OBLIGATIONS (LINE 27 + LINE 28 - LINE 29 + LINE 30)
- 32 ENTITLEMENT GRANT
- 33 PRIOR YEAR PROGRAM INCOME
- 34 ADJUSTMENT TO COMPUTE TOTAL SUBJECT TO PS CAP
- 35 TOTAL SUBJECT TO PS CAP (SUM, LINES 32-34)
- 36 PERCENT FUNDS OBLIGATED FOR PS ACTIVITIES (LINE 31/LINE 35)

**PART V: PLANNING AND ADMINISTRATION (PA) CAP**

37 DISBURSED IN IDIS FOR PLANNING/ADMINISTRATION  
38 PA UNLIQUIDATED OBLIGATIONS AT END OF CURRENT PROGRAM YEAR  
39 PA UNLIQUIDATED OBLIGATIONS AT END OF PREVIOUS PROGRAM YEAR  
40 ADJUSTMENT TO COMPUTE TOTAL PA OBLIGATIONS  
41 TOTAL PA OBLIGATIONS (LINE 37 + LINE 38 - LINE 39 +LINE 40)  
42 ENTITLEMENT GRANT  
43 CURRENT YEAR PROGRAM INCOME  
44 ADJUSTMENT TO COMPUTE TOTAL SUBJECT TO PA CAP  
45 TOTAL SUBJECT TO PA CAP (SUM, LINES 42-44)  
46 PERCENT FUNDS OBLIGATED FOR PA ACTIVITIES (LINE 41/LINE 45)

DATE:	
TIME:	
PAGE:	1

3,221,574.84	from line 16 of prior year PR 26
1,344,334.00	
185,380.58	

4,751,289.42

2,107,049.76
2,107,049.76
270,618.64
0.00
0.00
2,377,668.40
2,373,621.02

0.00
0.00
2,084,708.29
2,084,708.29
98.94%

PY: 2023 PY: PY:	
2,107,049.76	Line 11 of this years report plus line 11 of the other 2 yr
2,084,708.29	Line 21 of this years report plus line 21 of the other 2 yr
98.94%	

102,221.86	
152,055.44	balance of PS projects at end of 2023
129,277.30	balance of PS projects at end of 2022
0.00	
125,000.00	
1,344,334.00	
366,536.33	
(56,475.63)	amount of RL converted from 2021 RL that ended up b
1,654,394.70	
7.56%	

270,618.64	
52,373.42	
17,058.68	
0.00	
305,933.38	
1,344,334.00	
185,380.58	
0.00	same as line 7
1,529,714.58	
20.00%	



years included in the multi-year certification  
years included in the multi-year certification

\$ 2,315,428.20



Office of Community Planning and Development  
U.S. Department of Housing and Urban Development  
Integrated Disbursement and Information System  
PR26 - CDBG-CV Financial Summary Report  
LORAIN , OH

DATE: 03-12-24  
TIME: 14:59  
PAGE: 1

**PART I: SUMMARY OF CDBG-CV RESOURCES**

01 CDBG-CV GRANT	1,027,697.00
02 FUNDS RETURNED TO THE LINE-OF-CREDIT	0.00
03 FUNDS RETURNED TO THE LOCAL CDBG ACCOUNT	0.00
04 TOTAL CDBG-CV FUNDS AWARDED	1,027,697.00

**PART II: SUMMARY OF CDBG-CV EXPENDITURES**

05 DISBURSEMENTS OTHER THAN SECTION 108 REPAYMENTS AND PLANNING/ADMINISTRATION	726,982.92
06 DISBURSED IN IDIS FOR PLANNING/ADMINISTRATION	204,760.99
07 DISBURSED IN IDIS FOR SECTION 108 REPAYMENTS	0.00
08 TOTAL EXPENDITURES (SUM, LINES 05 - 07)	931,743.91
09 UNEXPENDED BALANCE (LINE 04 - LINE8 )	95,953.09

**PART III: LOWMOD BENEFIT FOR THE CDBG-CV GRANT**

10 EXPENDED FOR LOW/MOD HOUSING IN SPECIAL AREAS	0.00
11 EXPENDED FOR LOW/MOD MULTI-UNIT HOUSING	0.00
12 DISBURSED FOR OTHER LOW/MOD ACTIVITIES	726,982.92
13 TOTAL LOW/MOD CREDIT (SUM, LINES 10 - 12)	726,982.92
14 AMOUNT SUBJECT TO LOW/MOD BENEFIT (LINE 05)	726,982.92
15 PERCENT LOW/MOD CREDIT (LINE 13/LINE 14)	100.00%

**PART IV: PUBLIC SERVICE (PS) CALCULATIONS**

16 DISBURSED IN IDIS FOR PUBLIC SERVICES	491,683.00
17 CDBG-CV GRANT	1,027,697.00
18 PERCENT OF FUNDS DISBURSED FOR PS ACTIVITIES (LINE 16/LINE 17)	47.84%

**PART V: PLANNING AND ADMINISTRATION (PA) CAP**

19 DISBURSED IN IDIS FOR PLANNING/ADMINISTRATION	204,760.99
20 CDBG-CV GRANT	1,027,697.00
21 PERCENT OF FUNDS DISBURSED FOR PA ACTIVITIES (LINE 19/LINE 20)	19.92%



**LINE 10 DETAIL: ACTIVITIES TO CONSIDER IN DETERMINING THE AMOUNT TO ENTER ON LINE 10**

No data returned for this view. This might be because the applied filter excludes all data.

**LINE 11 DETAIL: ACTIVITIES TO CONSIDER IN DETERMINING THE AMOUNT TO ENTER ON LINE 11**

No data returned for this view. This might be because the applied filter excludes all data.

**LINE 12 DETAIL: ACTIVITIES INCLUDED IN THE COMPUTATION OF LINE 12**

Plan Year	IDIS Project	IDIS Activity	Voucher Number	Activity Name	Matrix Code	National Objective	Drawn Amount
2020	22	1919	6544495	Lorain Family Dental	18A	LMJ	\$6,728.18
		1944	6580883	Lorain County Chamber of Commerce - LFD	18A	LMJ	\$600.00
	25	1841	6544537	Second Harvest Food Bank	05W	LMA	\$8,118.91
			6580883	Second Harvest Food Bank	05W	LMA	\$30,055.62
			6601059	Second Harvest Food Bank	05W	LMA	\$4,584.56
			6613003	Second Harvest Food Bank	05W	LMA	\$9,518.44
			6649439	Second Harvest Food Bank	05W	LMA	\$6,122.03
			6674415	Second Harvest Food Bank	05W	LMA	\$2,803.84
			6696766	Second Harvest Food Bank	05W	LMA	\$9,372.60
		2021	6855994	Second Harvest - Mobile Food Pantries (CV)	05W	LMA	\$15,685.67
			6870338	Second Harvest - Mobile Food Pantries (CV)	05W	LMA	\$7,676.08
	26	1840	6580883	Neighborhood Alliance	03T	LMC	\$53,862.51
		2022	6826441	Neighborhood Alliance - SNHDM - CV	05A	LMC	\$3,040.00
			6855994	Neighborhood Alliance - SNHDM - CV	05A	LMC	\$9,080.00
			6870338	Neighborhood Alliance - SNHDM - CV	05A	LMC	\$5,624.00
	27	1844	6544537	Urban League - EAP - Rent/Mortgage Assistance	05Q	LMC	\$3,243.90
			6647109	Urban League - EAP - Rent/Mortgage Assistance	05Q	LMC	\$46,562.76
			6734363	Urban League - EAP - Rent/Mortgage Assistance	05Q	LMC	\$18,652.00
			6767725	Urban League - EAP - Rent/Mortgage Assistance	05Q	LMC	\$45,745.79
			6787037	Urban League - EAP - Rent/Mortgage Assistance	05Q	LMC	\$38,597.00
			6793850	Urban League - EAP - Rent/Mortgage Assistance	05Q	LMC	\$14,147.40
			6826441	Urban League - EAP - Rent/Mortgage Assistance	05Q	LMC	\$45,207.86
			6830363	Urban League - EAP - Rent/Mortgage Assistance	05Q	LMC	\$14,655.00
			6855994	Urban League - EAP - Rent/Mortgage Assistance	05Q	LMC	\$13,503.09
			6870338	Urban League - EAP - Rent/Mortgage Assistance	05Q	LMC	\$39,164.11
	29	1873	6696766	WiFi for Oakwood Park 2047 East 36th Street	03F	LMA	\$16,228.00
	30	1874	6696766	WiFi for Central Park	03F	LMA	\$32,684.00
	43	1943	6580883	Oakwood Bathhouse Rehab (2020)	03F	LMA	\$7,500.00
			6601059	Oakwood Bathhouse Rehab (2020)	03F	LMA	\$1,831.00
			6612994	Oakwood Bathhouse Rehab (2020)	03F	LMA	\$500.00
			6613003	Oakwood Bathhouse Rehab (2020)	03F	LMA	\$250.00
			6621487	Oakwood Bathhouse Rehab (2020)	03F	LMA	\$429.89
			6621488	Oakwood Bathhouse Rehab (2020)	03F	LMA	\$250.00
			6622292	Oakwood Bathhouse Rehab (2020)	03F	LMA	\$102.78
			6632511	Oakwood Bathhouse Rehab (2020)	03F	LMA	\$52.38
			6642607	Oakwood Bathhouse Rehab (2020)	03F	LMA	\$195.23
			6642697	Oakwood Bathhouse Rehab (2020)	03F	LMA	\$250.00



Office of Community Planning and Development  
U.S. Department of Housing and Urban Development  
Integrated Disbursement and Information System  
PR26 - CDBG-CV Financial Summary Report  
LORAIN, OH

DATE: 03-12-24  
TIME: 14:59  
PAGE: 3

Plan Year	IDIS Project	IDIS Activity	Voucher Number	Activity Name	Matrix Code	National Objective	Drawn Amount
2020	43	1943	6649439	Oakwood Bathhouse Rehab (2020)	03F	LMA	\$1,327.04
			6652842	Oakwood Bathhouse Rehab (2020)	03F	LMA	\$89,770.55
			6679109	Oakwood Bathhouse Rehab (2020)	03F	LMA	\$500.00
			6695934	Oakwood Bathhouse Rehab (2020)	03F	LMA	\$11,038.42
			6696766	Oakwood Bathhouse Rehab (2020)	03F	LMA	\$21,138.08
			6830363	Oakwood Bathhouse Rehab (2020)	03F	LMA	\$43,674.37
			6855994	Oakwood Bathhouse Rehab (2020)	03F	LMA	\$250.00
	45	2024	6826441	Family & Community Services - Valor Home Case Management - CV	03T	LMC	\$14,291.08
			6855994	Family & Community Services - Valor Home Case Management - CV	03T	LMC	\$15,708.72
	46	2023	6826441	Pathways Enrichment Center - Food Services - CV	05W	LMA	\$6,319.83
			6855994	Pathways Enrichment Center - Food Services - CV	05W	LMA	\$7,900.20
			6870338	Pathways Enrichment Center - Food Services - CV	05W	LMA	\$2,440.00
<b>Total</b>							<b>\$726,982.92</b>

LINE 16 DETAIL: ACTIVITIES INCLUDED IN THE COMPUTATION OF LINE 16

Plan Year	IDIS Project	IDIS Activity	Voucher Number	Activity Name	Matrix Code	National Objective	Drawn Amount
2020	25	1841	6544537	Second Harvest Food Bank	05W	LMA	\$8,118.91
			6580883	Second Harvest Food Bank	05W	LMA	\$30,055.62
			6601059	Second Harvest Food Bank	05W	LMA	\$4,584.56
			6613003	Second Harvest Food Bank	05W	LMA	\$9,518.44
			6649439	Second Harvest Food Bank	05W	LMA	\$6,122.03
			6674415	Second Harvest Food Bank	05W	LMA	\$2,803.84
			6696766	Second Harvest Food Bank	05W	LMA	\$9,372.60
		2021	6855994	Second Harvest - Mobile Food Pantries (CV)	05W	LMA	\$15,685.67
			6870338	Second Harvest - Mobile Food Pantries (CV)	05W	LMA	\$7,676.08
	26	1840	6580883	Neighborhood Alliance	03T	LMC	\$53,862.51
		2022	6826441	Neighborhood Alliance - SNHDM - CV	05A	LMC	\$3,040.00
			6855994	Neighborhood Alliance - SNHDM - CV	05A	LMC	\$9,080.00
			6870338	Neighborhood Alliance - SNHDM - CV	05A	LMC	\$5,624.00
	27	1844	6544537	Urban League - EAP - Rent/Mortgage Assistance	05Q	LMC	\$3,243.90
			6647109	Urban League - EAP - Rent/Mortgage Assistance	05Q	LMC	\$46,562.76
			6734363	Urban League - EAP - Rent/Mortgage Assistance	05Q	LMC	\$18,652.00
			6767725	Urban League - EAP - Rent/Mortgage Assistance	05Q	LMC	\$45,745.79
			6787037	Urban League - EAP - Rent/Mortgage Assistance	05Q	LMC	\$38,597.00
			6793850	Urban League - EAP - Rent/Mortgage Assistance	05Q	LMC	\$14,147.40
			6826441	Urban League - EAP - Rent/Mortgage Assistance	05Q	LMC	\$45,207.86
			6830363	Urban League - EAP - Rent/Mortgage Assistance	05Q	LMC	\$14,655.00
			6855994	Urban League - EAP - Rent/Mortgage Assistance	05Q	LMC	\$13,503.09
			6870338	Urban League - EAP - Rent/Mortgage Assistance	05Q	LMC	\$39,164.11
	45	2024	6826441	Family & Community Services - Valor Home Case Management - CV	03T	LMC	\$14,291.08
			6855994	Family & Community Services - Valor Home Case Management - CV	03T	LMC	\$15,708.72
	46	2023	6826441	Pathways Enrichment Center - Food Services - CV	05W	LMA	\$6,319.83
			6855994	Pathways Enrichment Center - Food Services - CV	05W	LMA	\$7,900.20
			6870338	Pathways Enrichment Center - Food Services - CV	05W	LMA	\$2,440.00
<b>Total</b>							<b>\$491,683.00</b>

LINE 19 DETAIL: ACTIVITIES INCLUDED IN THE COMPUTATION OF LINE 19

Plan Year	IDIS Project	IDIS Activity	Voucher Number	Activity Name	Matrix Code	National Objective	Drawn Amount
2020	21	1829	6406002	Admin. Costs - CDBG-CV	21A		\$1,500.00
			6408989	Admin. Costs - CDBG-CV	21A		\$46.08
			6426857	Admin. Costs - CDBG-CV	21A		\$33,460.79
			6426895	Admin. Costs - CDBG-CV	21A		\$343.83
			6441974	Admin. Costs - CDBG-CV	21A		\$94.83
			6443767	Admin. Costs - CDBG-CV	21A		\$31.98
			6443772	Admin. Costs - CDBG-CV	21A		\$74.78



Office of Community Planning and Development  
U.S. Department of Housing and Urban Development  
Integrated Disbursement and Information System  
PR26 - CDBG-CV Financial Summary Report  
LORAIN , OH

DATE: 03-12-24  
TIME: 14:59  
PAGE: 4

Plan Year	IDIS Project	IDIS Activity	Voucher Number	Activity Name	Matrix Code	National Objective	Drawn Amount
2020	21	1829	6445795	Admin. Costs - CDBG-CV	21A		\$3,513.62
			6486891	Admin. Costs - CDBG-CV	21A		\$9,565.49
			6486965	Admin. Costs - CDBG-CV	21A		\$32.00
			6503515	Admin. Costs - CDBG-CV	21A		\$9,899.86
			6516794	Admin. Costs - CDBG-CV	21A		\$6,342.69
			6544316	Admin. Costs - CDBG-CV	21A		\$10,746.85
			6544537	Admin. Costs - CDBG-CV	21A		\$16,337.23
			6580883	Admin. Costs - CDBG-CV	21A		\$385.20
			6580886	Admin. Costs - CDBG-CV	21A		\$19,846.07
			6599934	Admin. Costs - CDBG-CV	21A		\$1,458.27
			6600817	Admin. Costs - CDBG-CV	21A		\$8,315.77
			6601059	Admin. Costs - CDBG-CV	21A		\$2,785.81
			6613003	Admin. Costs - CDBG-CV	21A		\$1,676.02
			6621487	Admin. Costs - CDBG-CV	21A		\$3,848.14
			6621488	Admin. Costs - CDBG-CV	21A		\$499.80
			6622292	Admin. Costs - CDBG-CV	21A		\$1,612.16
			6632511	Admin. Costs - CDBG-CV	21A		\$1,076.07
			6632518	Admin. Costs - CDBG-CV	21A		\$60.00
			6642607	Admin. Costs - CDBG-CV	21A		\$4,446.49
			6642697	Admin. Costs - CDBG-CV	21A		\$60.00
			6647109	Admin. Costs - CDBG-CV	21A		\$60.00
			6661094	Admin. Costs - CDBG-CV	21A		\$3,963.50
			6674415	Admin. Costs - CDBG-CV	21A		\$120.00
			6674450	Admin. Costs - CDBG-CV	21A		\$2,940.67
		1875	6674450	Admin. Costs - CDBG-CVIII	21A		\$1,096.61
			6695934	Admin. Costs - CDBG-CVIII	21A		\$359.80
			6696182	Admin. Costs - CDBG-CVIII	21A		\$8,723.63
			6696476	Admin. Costs - CDBG-CVIII	21A		\$1,534.13
			6721024	Admin. Costs - CDBG-CVIII	21A		\$8,320.13
			6734664	Admin. Costs - CDBG-CVIII	21A		\$5,270.53
			6767368	Admin. Costs - CDBG-CVIII	21A		\$8,738.72
			6787037	Admin. Costs - CDBG-CVIII	21A		\$1,438.82
			6787997	Admin. Costs - CDBG-CVIII	21A		\$3,036.96
			6802578	Admin. Costs - CDBG-CVIII	21A		\$8,022.60
			6817739	Admin. Costs - CDBG-CVIII	21A		\$1,113.27
			6827480	Admin. Costs - CDBG-CVIII	21A		\$3,260.75
			6830057	Admin. Costs - CDBG-CVIII	21A		\$705.22
			6860207	Admin. Costs - CDBG-CVIII	21A		\$4,171.74
			6870319	Admin. Costs - CDBG-CVIII	21A		\$3,824.08
<b>Total</b>							<b>\$204,760.99</b>

**PR26 - Activity Summary by Selected Grant**

Date Generated: 03/12/2024

Grantee: LORAIN

Grant Year: 2023

Formula and Competitive Grants only

Total Grant Amount for CDBG 2023 Grant year B23MC390016 Grant Number = \$1,344,334.00														
State	Grantee Name	Grant Year	Grant Number	Activity Group	Matrix Code	National Objective	IOIS Activity	Activity to prevent, prepare for, and respond to Coronavirus	Activity Status	Amount Funded From Selected Grant	Amount Drawn From Selected Grant	% of CDBG Drawn From Selected Grant/Grant	Total CDBG Funded Amount (All Years All Sources)	Total CDBG Drawn Amount (All Years All Sources)
OH	LORAIN	2023	B23MC390016	Acquisition	04	SBS	2045	No	Open	\$4,149.25	\$3,388.99		\$10,687.26	\$9,927.00
OH	LORAIN	2023	B23MC390016	Acquisition	04	SBS	2046	No	Open	\$10,927.26	\$0.00		\$10,927.26	\$0.00
				<b>Total Acquisition</b>						<b>\$15,076.51</b>	<b>\$3,388.99</b>	<b>0.25%</b>	<b>\$21,614.52</b>	<b>\$9,927.00</b>
OH	LORAIN	2023	B23MC390016	Administrative And Planning	21A		2025	No	Open	\$245,629.27	\$245,629.27		\$305,933.38	\$282,695.85
				<b>Total Administrative And Planning</b>						<b>\$245,629.27</b>	<b>\$245,629.27</b>	<b>18.27%</b>	<b>\$305,933.38</b>	<b>\$282,695.85</b>
OH	LORAIN	2023	B23MC390016	Housing	14C	LMH	2036	No	Open	\$100,000.00	\$0.00		\$100,000.00	\$0.00
				<b>Total Housing</b>						<b>\$100,000.00</b>	<b>\$0.00</b>	<b>0.00%</b>	<b>\$100,000.00</b>	<b>\$0.00</b>
OH	LORAIN	2023	B23MC390016	Public Improvements	03K	LMA	2033	No	Open	\$261,987.20	\$237,311.60		\$261,987.20	\$237,311.60
				<b>Total Public Improvements</b>						<b>\$261,987.20</b>	<b>\$237,311.60</b>	<b>17.65%</b>	<b>\$261,987.20</b>	<b>\$237,311.60</b>
OH	LORAIN	2023	B23MC390016	Public Services	03T	LMC	2038	No	Open	\$38,000.00	\$8,632.68		\$38,000.00	\$8,632.68
OH	LORAIN	2023	B23MC390016	Public Services	05D	LMC	2030	No	Open	\$11,000.00	\$100.86		\$11,000.00	\$100.86
OH	LORAIN	2023	B23MC390016	Public Services	05W	LMC	2027	No	Open	\$21,000.00	\$20,099.49		\$21,000.00	\$20,099.49
OH	LORAIN	2023	B23MC390016	Public Services	05Z	LMC	2026	No	Open	\$15,000.00	\$2,838.17		\$15,000.00	\$2,838.17
OH	LORAIN	2023	B23MC390016	Public Services	05Z	LMC	2028	No	Open	\$4,000.00	\$222.80		\$4,000.00	\$222.80
OH	LORAIN	2023	B23MC390016	Public Services	05Z	LMC	2029	No	Open	\$36,000.00	\$1,099.49		\$36,000.00	\$1,099.49
				<b>Non CARES Related Public Services</b>						<b>\$125,000.00</b>	<b>\$32,993.49</b>	<b>2.45%</b>	<b>\$125,000.00</b>	<b>\$32,993.49</b>
				<b>Total 2023</b>						<b>\$770,930.51</b>	<b>\$519,323.35</b>	<b>38.63%</b>	<b>\$814,535.10</b>	<b>\$562,927.94</b>
				<b>Grand Total</b>						<b>\$770,930.51</b>	<b>\$519,323.35</b>	<b>38.63%</b>	<b>\$814,535.10</b>	<b>\$562,927.94</b>

# CPP ü No Comments

## City of Lorain

### 2020/2024 Consolidated Plan Citizen Participation Plan

The City of Lorain recognizes that citizen participation is a very important part of the consolidated planning process. To better guide the City's outreach in gaining citizen input, the City has developed a Citizen Participation Plan. The City of Lorain Citizen Participation Plan is designed to create opportunities for citizens to be involved in the development of the consolidated plan, annual action plans, the implementation of substantial amendments, and annual performance reporting.

#### Introduction

In accordance with 24 CFR Section 91.105, the City of Lorain Department of Building, Housing, and Planning has prepared a Citizen Participation Plan to explain what opportunities are available to all residences, in addition, to how the public can participate in the process of preparing the city's Consolidated Plan. The City of Lorain Department of Building, Housing, and Planning is responsible for administering the Citizen Participation Plan.

The overall goal of the Consolidated Plan is to utilize federal, state and local funding in a coordinated manner to promote the development of viable communities. Viable communities are described as meeting the residents' needs in regards to affordable and decent housing; a safe and suitable living environment; and adequate economic opportunities particularly for low- and moderate-income persons.

Citizen participation will be encouraged during the development of the consolidated plan, annual action plans, any substantial amendments, and the performance report by providing notice to residents and local organizations through various media methods. The Citizen Participation Plan sets forth the policies to be used for citizen participation and outlines the procedures used to encourage the participation of all residents of the City of Lorain – especially low-income residents, minorities, non-English speaking residents, the disabled and persons with HIV/AIDS.

\*Updated 12/02/2022

1 of 13



## **Five-Year Consolidated Plan**

### ***Public Hearings***

In accordance with 24 CFR Section 91.105, the City of Lorain will host, at a minimum, two public hearings during the development of the Consolidated Plan, prior to its proposed adoption by City Council for submission to HUD.

### ***Public Notice***

The City will publish a notice of availability of the Consolidated Plan and corresponding Annual Action Plan for public review in a newspaper of general circulation and in any widely disseminated smaller publications or posting serving low-income residents, minorities, non-English speaking residents, the disabled and persons with HIV/AIDS. The date of publication will be the beginning of a 30-day public comment period at the end of which a public hearing on the Consolidated Plan and corresponding Annual Action will also be held.

The notice of availability shall include a summary of the Consolidated Plan as well as a summary of those sections of the Consolidated Plan that concern CDBG and HOME funds. The summary will describe the contents and purpose of the Consolidated Plan, and will include a list of locations where copies of the entire Consolidated Plan may be examined.

### ***Comment Period***

Prior to the City Council approval of the Consolidated Plan, a 30-day public comment period shall be held as required by HUD.

The City shall publish a draft of the Consolidated Plan (including the corresponding Annual Action Plan) to be available during the 30 day comment period so that citizens have an opportunity to review the Consolidated Plan prior to adoption.

*\*Updated 12/02/2022*

2 of 13

During the 30-day comment period, the Department of Building, Housing, and Planning will receive written comments on the Consolidated Plan from the public and will later include those comments and the City's responses in the final publication of the Consolidated Plan.

Copies of the draft Consolidated Plan will be available for review at the following locations:

- City of Lorain Main Library, 351 W. Sixth Street, Lorain, OH 44052
- South Lorain Library, 2121 Homewood Drive, Lorain, OH 44055
- City Hall, Department of Building, Housing, and Planning, 200 West Erie Avenue, 5<sup>th</sup> Floor, Lorain, OH 44052

Upon request, the Department of Building, Housing, and Planning will provide a reasonable number of additional copies to citizens and groups. In addition, electronic copies of the draft Consolidated Plan will be made available online at [www.cityoflorain.org](http://www.cityoflorain.org).

The City of Lorain City Council, as the elected authority of the citizens of the City of Lorain, is responsible for the Consolidated Plan. All public comments shall be reviewed and taken into consideration by the Council. The City Council authorizes final publication of the Consolidated Plan and Annual Action Plan and submission of the Consolidated Plan and Annual Action Plan to HUD.

#### ***Submission of the Plan***

Following approval by the City Council, the Consolidated Plan will be submitted to HUD no later than 60 days after the annual allocations are announced. Upon submission, all certifications of compliance will be included.

#### **Annual Action Plan**

Each program year, as a part of the consolidated planning process, the City of Lorain must develop an Annual Action Plan that identifies sources of funding, statement of

*\*Updated 12/02/2022*

3 of 13

objectives, description of projects, graphic distribution, monitoring of sub-recipients, and results of past efforts.

#### ***Public Hearings***

To receive public input prior to the adoption of the Annual Action Plan, the City of Lorain shall hold a minimum of two public hearings at the conclusion of a 30-day public comment period as required by HUD. Due to the ongoing COVID-19 Pandemic, HUD recognizes the need to limit public gatherings and therefore is allowing public hearings to be held virtually through August 16, 2021.

#### ***Public Notice***

A public notice shall be published in a local newspaper of general circulation and/or posted in English and Spanish no less than ten days prior to the hearing date to notify the public of their opportunity to attend the hearing and provide comment.

The public notice shall include a summary of the proposed Annual Action Plan and all pertinent information as to where the Annual Action Plan is available for public examination, including the locations address and hours of availability.

#### ***Comment Period***

A 30 day comment period of the draft Annual Action Plan will be established for public review prior to submission to the City of Lorain City Council for final consideration and adoption.

Copies of the draft Annual Action Plan will be available for review at the following locations:

- City of Lorain Main Library, 351 W. Sixth Street, Lorain, OH 44052
- South Lorain Library, 2121 Homewood Drive, Lorain, OH 44055
- City Hall, Department of Building, Housing, and Planning, 200 West Erie Avenue, 5<sup>th</sup> Floor, Lorain, OH 44052

*\*Updated 12/02/2022*

4 of 13

Upon request, the Department of Building, Housing, and Planning will provide a reasonable number of additional copies to citizens and groups. In addition, electronic copies of the draft Annual Action Plan will be made available online at [www.cityofflorain.org](http://www.cityofflorain.org).

Once the Annual Action plan has been approved by City Council and submitted to HUD, a 45 day HUD review period will commence.

### **Substantial Amendments**

If there are changes because of legislative authority or the Department of Housing and Urban Development (HUD) causes changes in rules, regulations and guidelines which impact the Community Development Block Grant Program, said changes will supersede any/all of the provisions contained in this Citizen Participation Plan. In addition, any general or substantial amendment to any portion of the Consolidated Plan will follow HUD prescribed notice and comment period requirements.

Prior to the submission of any substantial change in the proposed use of funds, citizens will have reasonable notice of, and the opportunity to comment on, the proposed amendment using the citizen participation methods outlined in this Citizen Participation Plan and/or other methods that result in effective notice and comment. Substantial amendments may be made up to six (6) times per program year.

The following actions necessitate a substantial amendment to the Consolidated Plan and/or Annual Action Plan:

- The elimination or addition of an activity originally described in the Annual Action Plan and/or Consolidated Plan.
- A change in the purpose of an activity originally described in the Annual Action Plan and/or Consolidated Plan, such as a change in the type of activity or its ultimate objective (i.e., a change in a construction project from housing to commercial).

\*Updated 12/02/2022

5 of 13

- A meaningful change in the location of an activity originally described in the Annual Action Plan and for Consolidated Plan.
- A change that increases or decreases funding or the cost of an activity, project or program by more than 25 percent of the funds that were originally allocated for that activity, project or program originally described in the Annual Action Plan. This does not include activities, projects or programs that are completed under budget by more than 50 percent. In such case, the unspent balance may go to existing or previously approved activities.
- A change required by Federal law or regulation.

#### ***Public Hearings***

The City shall hold a minimum of one public hearing for public input on any Substantial Amendment. Prior to amending its Consolidated Plan for a new activity or a substantial change, the City will publish a notice of the substantial change in area newspapers. The public notice shall be published in a local newspaper of general circulation no less than ten days prior to the hearing date to notify the public of their opportunity to attend the hearing and provide comment.

#### ***Comment Period***

The public shall be given an opportunity to comment on any Substantial Amendments made to the City's Consolidated Plan or Annual Action Plan. After proper notice is given, a 30 day public review period will be required in order to obtain public comment prior to submission to HUD.

The public comment period for the HOME-ARP Allocation Plan as part of any Substantial Amendment shall be at least 15 calendar days.

Copies of draft Substantial Amendments will be available for review at the following locations:

- City of Lorain Main Library, 351 W. Sixth Street, Lorain, OH 44052
- South Lorain Library, 2121 Homewood Drive, Lorain, OH 44055

*\*Updated 12/02/2022*

6 of 13

- City Hall, Department of Building, Housing, and Planning, 200 West Erle Avenue, 5<sup>th</sup> Floor, Lorain, OH 44052

Upon request, the Department of Building, Housing, and Planning will provide a reasonable number of additional copies to citizens and groups. In addition, electronic copies of draft Substantial Amendments will be made available online at [www.cityoflorain.org](http://www.cityoflorain.org).

### **COVID - 19**

Given the need to expedite actions to respond to COVID-19, HUD waives 24 CFR 91.105(c)(2) and (k), 91.115(c)(2) and (i) as specified below, in order to balance the need to respond quickly to the growing spread and effects of COVID-19 with the statutory requirement to provide reasonable notice and opportunity for citizens to comment on substantial amendments concerning the proposed uses of CDBG, HOME, HTF, HOPWA or ESG funds.

#### ***Public Hearings***

To receive public input prior to the adoption of the Annual Action Plan or a Substantial Amendment, the City of Lorain shall hold a minimum of one public hearing at the conclusion of a 5-day public comment period as required by HUD.

#### ***Public Notice***

A public notice shall be published on the City of Lorain's website, facebook, and the Lorain County website no less than five days prior to the hearing date to notify the public of their opportunity to attend the hearing and provide comment.

Due to the "State of Emergency", all public hearings will be virtual. The Virtual Public Hearing will be live - streamed via Youtube (Lorain TV20) and Spectrum Cable Channel 1025. To participate and ask questions please call 440-204-2590.

The public notice shall include a summary of the proposed Annual Action Plan and/or Substantial Amendment and all pertinent information as to where the Annual Action Plan or Substantial Amendment is available for public examination, including the locations address and hours of availability.

*\*Updated 12/02/2022*

7 of 13

***Comment Period***

A 5 day comment period of the draft Annual Action Plan or Substantial Amendment will be established for public review prior to submission to HUD for approval.

Copies of the draft Annual Action Plan or Substantial Amendment will be available for review on the City of Lorain's website.

Upon request, the Department of Building, Housing, and Planning will provide a reasonable number of additional copies to citizens and groups.

Once the Annual Action plan has been submitted to HUD, a 45 day HUD review period will commence.

**Performance Reports**

Each year the City will issue a Performance Report showing the progress it has made in carrying out its Strategic Plan and its Annual Action Plan.

The Performance Report, or the Consolidated Annual Performance and Evaluation Report (CAPER), will include a description of the resources available, the investment of those resources, where those resources were spent geographically, persons assisted (including the racial and ethnic status of persons assisted), actions taken to further fair housing, and other actions indicated in the Strategic Plan and the Annual Action Plan. The City must send HUD a CAPER by March 30th or within 90 days of the close of the program year. The City of Lorain's program year begins on January 1 and ends on December 31.

***Public Hearings***

The City will hold a minimum of one public hearing to consider any comments or views of citizens in relation to the published Performance Report. Due to the ongoing COVID-19 Pandemic, HUD recognizes the need to limit public gatherings and therefore is

*\*Updated 12/02/2022*

8 of 13

allowing public hearings to be held virtually through August 16, 2021. A public notice shall be published in a local newspaper no less than ten days prior to the hearing date to notify the public of their opportunity to attend the hearing and provide comment.

#### ***Comment Period***

The City will receive comments and make all Performance Reports available to the public at least 15 days prior to submission to HUD. The City will consider any comments or views of citizens received in writing or orally at public hearings in preparing the final version of Performance Reports.

A summary of these comments will be attached to the Performance Report, upon completion of the final version to be submitted to HUD. HUD conducts a 30 day review of the Performance Report after submission.

Copies of the draft CAPER Plan will be available for review at the following locations:

- City of Lorain Main Library, 351 W. Sixth Street, Lorain, OH 44052
- South Lorain Library, 2121 Homewood Drive, Lorain, OH 44055
- City Hall, Department of Building, Housing, and Planning, 200 West Erie Avenue, 5<sup>th</sup> Floor, Lorain, OH 44052

Upon request, the Department of Building, Housing, and Planning will provide a reasonable number of additional copies to citizens and groups. In addition, electronic copies of the draft CAPER Plan will be made available online at [www.cityoflorain.org](http://www.cityoflorain.org).

#### **Complaints/Comments/Grievances**

The City will provide a timely and substantive response to all written complaints. Upon receipt of a written comment, the City will prepare and forward a written response (including clarification and/or corrective action as needed) and any other related documents will remain on file in the City of Lorain Department of Building, Housing, and Planning. All written complaints/comments should be addressed to City of Lorain Department of Building, Housing, and Planning, 200 W. Erie Avenue, 5<sup>th</sup> Floor, Lorain, OH 44052.

*\*Updated 12/02/2022*

9 of 13



### **Public Hearings/Public Notices**

The City of Lorain will host, at a minimum, two public hearings annually during the Five-Year Consolidated Plan's term. The first public hearing will announce the availability of technical assistance and funding for current program year. A second public hearing will be held later in the program year, once the draft plan is ready for public review, to solicit comments on the strategies and proposed use of funds and to review program performance. Public hearings will be conveniently scheduled and located for people who will benefit from program funds, and will be accessible to persons with special needs.

Under circumstances where an in-person public hearing is not viable, virtual meetings will be held. These virtual public hearings will follow the same structure as an in-person public hearing. Virtual hearings will be held using an accessible software.

The City of Lorain is required to provide adequate advance notice of public hearings. There shall be advance public notice once a federally required document is available for public review, such as the proposed Annual Action Plan, Five-Year Consolidated Plan, any proposed Substantial Amendment to the Annual Action Plan or Five-Year Consolidated Plan, and the Annual Performance Report. In addition, there shall be advance public notice of all public hearings, and public meetings related to the funds or planning process covered by this Citizen Participation Plan.

A translator will be provided based on prior written request of an individual or organization representing non-English speaking persons. Written requests must be made to the City of Lorain Department of Building, Housing, and Planning, a minimum of five business days prior to hearing dates.

To ensure that adequate advance notice of public hearings is provided to citizens or other interested parties, the City will take the following actions:

*\*Updated 12/02/2022*

10 of 13

- The City will publish a notice of public hearing in one or more newspapers of general circulation ten days prior to the day of the public hearing, to allow interested parties to attend.
- Notices will be printed in readable size and placed in the general section of the newspaper. The notices will provide complete summary information on the purpose of the meeting, the date, time, and location. They shall provide a name and telephone number for persons who may have questions about the meeting / hearing, along with information regarding accessibility for the disabled.
- This information will also be disseminated at appropriate City libraries, government offices and public spaces. If public spaces are unavailable, information will always be available on the City of Lorain's website (cityoflorain.org) and at City Hall.

### **Access to Information**

Citizens, public agencies and other interested parties, including those most affected, will have the opportunity to receive information, review and submit comments on any proposed submission concerning any of the following documents:

- The draft and final Annual Action Plans
- The draft and final Five-Year Consolidated Plan
- The draft and final Substantial Amendments to either an Annual Action Plan or the Five-Year Consolidated Plan
- Annual Performance Reports
- The Citizen Participation Plan

Copies of the previously identified documents will be made available at advertised public buildings and upon request from the City of Lorain Department of Building, Housing, and Planning.

All correspondence, records, and minutes of public hearings will be retained in the Department of Building, Housing, and Planning. All input received through, or in association with, public meetings and workshops will be retained in the Department of

\*Updated 12/02/2022

11 of 13

Building, Housing, and Planning. Any pertinent information such as written proposals from a citizens group, etc., will be presented to the Building, Housing, and Planning staff for review and consideration. If assistance in reading or obtaining program records is needed, the Department of Building, Housing, and Planning should be contacted at 440-204-2020 or interested parties can access records at the Department of Building, Housing, and Planning at 200 West Erie Avenue, 5<sup>th</sup> Floor, Lorain, Ohio 44052. Interested parties may also access any of the program documents at the City of Lorain website, [www.cityoflorain.org](http://www.cityoflorain.org).

### **Technical Assistance**

Technical assistance will be provided to citizens, citizen groups, nonprofit organizations and agencies that need such assistance in developing project proposals. Such assistance is available upon request from the Department of Building, Housing, and Planning. Anyone needing technical assistance should contact the City of Lorain Department of Building, Housing, and Planning at 440-204-2020.

### **Anti-Displacement**

The City does not have, nor does it anticipate funding any activities that will displace any resident or businesses. If displacement does occur, the residents or businesses displaced would be entitled to compensation and / or assistance under applicable federal laws. Should the need for displacement ever arise, the City will officially notify the residents or businesses expected to be displaced as soon as practicable following approval of the activity. The notice will include a description of the proposed action, a discussion of how the resident or business owner might be affected, and information concerning their rights and benefits.

### **Use of the Plan**

The City of Lorain will follow this Citizen Participation Plan in the development of the Consolidated Plan, any substantial amendments to the Consolidated Plan, Annual Action Plan and the Performance Report.

*\*Updated 12/02/2022*

12 of 13

*For more information regarding the Consolidated Plan or to submit your comments:*  
Inquiries and complaints concerning the Consolidated Plan, any amendments, or the performance reports, can be conveyed by contacting the City staff at:

Lorain Consolidated Plan Comments  
Department of Building, Housing, and Planning  
200 West Erie Avenue, 5<sup>th</sup> Floor  
Lorain, OH 44052  
Telephone: (440) 204-2020  
Fax: (440) 204-2080

Complaints and related comments on the programs may also be offered at the public hearings. Written responses to all written complaints may also be made to the Columbus, Ohio Office of the U.S. Department of Housing and Urban Development (HUD) at the following address:

U.S. Department of Housing and Urban Development  
Community Planning and Development Division  
Bricker Federal Building  
200 North High Street, 7th Floor  
Columbus, OH 43215  
Telephone: (614) 469-5737  
Fax: (614) 280-6178

Plan approved by:



Matthew Kuszniir, Director

*\*Updated 12/02/2022*

13 of 13



No comments were received at either the public hearing or in writing during the comment period.

# Analysis of Impediments



CITY OF LORAIN, OHIO  
**STATUS OF IMPEDIMENTS TO FAIR HOUSING**  
2020/2021-2024/2025 YEAR  
Final 9-14-20

City of Lorain, Ohio  
Status of Impediments to Fair Housing 2020/2021-2024/2025  
Final Report 9-15-20

2



## Table of Contents

<b>EXECUTIVE SUMMARY.....</b>	<b>6</b>
<b>Background.....</b>	<b>6</b>
<b>Impediments to Fair Housing.....</b>	<b>6</b>
<b>Action Steps.....</b>	<b>7</b>
<b>I. INTRODUCTION.....</b>	<b>9</b>
<b>A. Purpose and Basis of the Analysis.....</b>	<b>9</b>
<b>B. Report Contents.....</b>	<b>10</b>
<b>C. Methodology.....</b>	<b>10</b>
<b>II. JURISDICTIONAL BACKGROUND DATA.....</b>	<b>10</b>
<b>A. Population, Gender, Age, and Race/Ethnicity.....</b>	<b>11</b>
<b>B. Households.....</b>	<b>17</b>
<b>D. Income and poverty.....</b>	<b>19</b>
<b>D. Housing, Employment and Transportation Access and Connectivity.....</b>	<b>21</b>
<b>F. Housing Profile.....</b>	<b>25</b>
<b>G. Mortgage Financing.....</b>	<b>31</b>
<b>H. Housing problems and severe housing problems.....</b>	<b>34</b>
<b>H. Covid-19 effects.....</b>	<b>36</b>
<b>III. REVIEW OF 2015-2019 ANALYSIS OF IMPEDIMENTS TO FAIR HOUSING.....</b>	<b>38</b>
<b>A. Impediments Identified.....</b>	<b>38</b>
<b>B. Recommended Actions.....</b>	<b>38</b>
<b>C. Actions taken.....</b>	<b>39</b>
<b>IV. IMPEDIMENTS TO FAIR HOUSING 2020.....</b>	<b>41</b>
<b>A. Fair Housing Complaints.....</b>	<b>41</b>
<b>B. Citizen Participation.....</b>	<b>44</b>
<b>C. Fair Housing and the Comprehensive Plan.....</b>	<b>45</b>
<b>D. Fair Housing and Zoning.....</b>	<b>45</b>
<b>E. Fair Housing and Source of Income Discrimination.....</b>	<b>46</b>

<b>F. Fair Housing and the Lorain Consolidated Plan .....</b>	<b>49</b>
<b>G. Fair Housing and the Lorain Metropolitan Housing Agency (LMHA) Planning .....</b>	<b>49</b>
<b>H. Identified Impediments to Fair Housing, and Recommended Action Steps .....</b>	<b>50</b>
<b>VI. CERTIFICATION .....</b>	<b>52</b>
<b>VII. APPENDIX .....</b>	<b>58</b>

## LIST OF FIGURES AND TABLES

Figure 1 City of Lorain and Lorain County in Northeast Ohio	11
Figure 2 Total population 1900-2018	11
Table 1 Population by Age and Gender, 2013-2017 Estimate	12
Figure 3 Population Proportion by Age, 2014-2017 5-year estimate	12
Figure 4 Population Proportion by Race	13
Figure 5 Population by Ethnicity	13
Table 2 Population by Disability	14
Figure 6 Limited English Proficiency	14
Table 3 Summary of population characteristics identifying protected classes	15
Figure 7 Percent Non-White Population by Block Group	16
Figure 8 Percent Hispanic Population by Block Group	16
Table 4 Households by Type	17
Table 5 Households by Size	18
Table 6 Households by Race and Ethnicity	18
Table 7 Households and Disability Status	18
Table 8 Households by Age of members	19
Table 9 Households by Limited English Proficiency	19
Table 10 Households by Income and Poverty	20
Figure 9 Population Below Poverty	20
Figure 10 Job Centers, Lorain and Surrounding Counties	21
Figure 11 Job Centers, Jobs Paying Less than \$15,000 per year	22
Figure 12 Lorain County Transit in the City of Lorain, Fixed Routes, and ¼ mile buffer	22
Table 11 Travel time to work, Lorain Residents, 2018	23
Table 12 Household Access to a Vehicle, 2018	24
Table 13 Means of Transportation to Work	25
Figure 13 Location of Housing for Low Income Senior and Disabled Population	26
Table 14 UHTC and Section 8 Project-Based Housing in Lorain	26
Figure 14 Hispanic or Latinx and Non-Hispanic or Latinx White, Black, and Asian Population	27
Figure 15 Black Population	28
Figure 16 Hispanic or Latinx Population	28
Figure 17 Redlining Map	29
Figure 18 Median Gross Rent	30
Figure 19 Median Home Value	31
Table 15 Home Mortgage Disclosure Act Data	32
Table 16 Foreclosure Filings, City of Lorain and Lorain County Comparison	33
Table 17 Foreclosure Filings, Single Family Dwellings, by Ward	33
Table 18 Foreclosure Filings, Multi-Family Dwellings, by Ward	33
Table 19 Housing Problems for Households 0-30% of AMI	34
Table 20 Housing Problems for Households 30-50% of AMI	35
Table 21 Housing Problems for Households 50-80% of AMI	35
Table 22 Housing Problems for Households 80-100% of AMI	36
Table 23 Fair Housing Complaints in the City of Lorain, 2010-July 2019	43
Table 24 Single Family Homes Advertised for Rent, City of Lorain, March 2020	47
Table 25 Apartments Advertised for Rent, City of Lorain, March 2020	48

## EXECUTIVE SUMMARY

### Background

The City of Lorain, Ohio, is located in Lorain County in Northeastern Ohio, along the southern shore of Lake Erie. As an entitlement community under the US Department of Housing and Urban Development (HUD)'s Community Development Block Grant (CDBG) program, the City is eligible to receive CDBG funds to assist in furthering HUD's national objectives.

As part of meeting eligibility requirements to receive CDBG funding, HUD entitlement communities must assess the extent to which Fair Housing is furthered and/or impeded in the community. This Analysis of Impediments to Fair Housing report is prepared as a companion to the Consolidated Plan for 2020-2024, to enable the City to understand the status of Fair Housing in its jurisdiction, and to identify action steps which can be taken to Affirmatively Further Fair Housing.

Fair Housing is protected by the Fair Housing Act. The Act "protects people from discrimination when they are renting or buying a home, getting a mortgage, seeking housing assistance, or engaging in other housing-related activities. Additional protections apply to federally-assisted housing....The Fair Housing Act prohibits discrimination in housing because of Race, Color, National Origin, Religion, Sex, Familial Status, and Disability." Most housing is covered under the Act, except in limited circumstances for owner-occupied small buildings with less than 4 units, or single-unit homes for rent by owner without an agent, and housing provided by religious organizations or private clubs which limit housing to members.<sup>1</sup> The HUD web site referenced includes a detailed list of ways that people can be discriminated against in renting or buying a home, getting a mortgage, seeking housing assistance, and other activities. This list is used as a benchmark for assessing the status of impediments to fair housing in Lorain.

### Impediments to Fair Housing

Through analysis of data, community input, and interviews as appropriate, the following impediments to Fair Housing are identified for the City of Lorain:

- **Public Transportation.** As noted in this report, access to public transportation is severely limited in Lorain's neighborhoods. In low-income neighborhoods where many residents do not have access to a car, this can effectively limit their access to jobs, school, and community amenities, and force long travel times. The situation is made even more difficult for seniors and persons with disabilities who may not drive a car.

---

<sup>1</sup> US Dept of HUD, [Fair Housing Act Overview](#), accessed 7-11-20

- **Source of Income Discrimination Policy.** Even when decent, affordable housing is available, source of income discrimination limits housing choice for Housing Choice Voucher holders, preventing them from living in choice neighborhoods.
- **Availability of Affordable Housing.** The availability of affordable housing was identified in the past Analysis of Impediments to Fair Housing as an impediment limiting housing choice in the City. The City has made great strides in prioritizing neighborhood stabilization, and improving flexibility for housing choice and affordable and accessible housing location through its Comprehensive Plan and Zoning Code update. Current new housing projects in the pipeline will continue this trend by providing additional affordable housing in locations throughout the City.
- **Housing Rehabilitation and Blight Removal.** Demolition of blighted and abandoned housing, and rehabilitation of existing housing in poor condition, has been identified by the community as a priority to improve the quality of housing and neighborhoods in the City. This is especially important in lower-income neighborhoods which have been hardest hit by decades-old trends of housing abandonment, deferred maintenance, absentee landlords, and property disrepair.
- **Availability of Fair Housing Data.** As noted in the previous Analysis of Impediments to Fair Housing, improved fair housing data will help the City to assess the nature of fair housing impediments and design appropriate action steps to address them.
- **Information, Education and Outreach.** Fair Housing Education and outreach makes a difference in enabling residents to take action when they experience discrimination. The community survey indicated that the majority of respondents are unfamiliar with Fair Housing Laws; and that even when they do experience discrimination, they are not confident that reporting it will be convenient and will have any effect. With a large population of Spanish speakers, ensuring good communication is an important issue for the City.
- **Informed City staff.** Since the last plan, the City has engaged a new Fair Housing Coordinator and is in the process of advertising and hiring a new director for the Department of Building, Housing and Planning.

### Action Steps

The following action steps will be taken by the City, in response to the identified impediments to fair housing.

- **Public Transportation.** The City will continue to work with Lorain County Public Transit, and major employers, to identify ways that transit can be provided, and key jobs-housing connections can be made.
- **Source of Income Discrimination Policy.** The City will consider adopting an amendment to the Fair Housing ordinance prohibiting Source of Income discrimination.
- **Availability of Affordable Housing.** The City will continue to work with local LIHTC developers and others to ensure that a wide range of decent, affordable housing is available throughout the City.
- **Housing Rehabilitation and Blight Removal.** The City will continue to prioritize funds for demolition and repair; will continue the emergency home repair fund; and will explore instituting a revolving loan program for rehabilitation.
- **Availability of Fair Housing Data.** The City will implement a program of Fair Housing testing. Additional key data sources include regular scans of advertisements, and regular review of benchmark data sources such as the Housing Mortgage Act data source.
- **Information, Education and Outreach.** The City will continue to provide Fair Housing Education through multiple channels such as flyers, workshops and training, and outreach to families through schools and faith groups, outreach to special populations through social service agencies, and public advertising such as billboards and public service announcements. Special attention will be paid to providing Spanish language information and outreach to limited English speakers whose primary language is Spanish. The convenience of the process for reporting, and the positive results that come from reporting, will be included in information and education. Supportive person-to-person outreach will be accomplished by providing training to providers of social services and faith-based services.
- **Informed City staff.** New employees in the Department of Building, Planning and Housing will be provided with opportunities for training, education and networking on Fair Housing Law and best practices on an ongoing basis.

## I. INTRODUCTION

### A. Purpose and Basis of the Analysis

The City of Lorain, Ohio, is located in Lorain County in Northeastern Ohio, along the southern shore of Lake Erie. As an entitlement community under the US Department of Housing and Urban Development (HUD)'s Community Development Block Grant (CDBG) program, the City is eligible to receive CDBG funds to assist in furthering HUD's national objectives. These objectives include:

- 1) benefit low- and moderate-income persons
- 2) prevention or elimination of slums or blight
- 3) address community development needs having a particular urgency because existing conditions pose a serious and immediate threat to the health or welfare of the community for which other funding is not available.<sup>2</sup>

CDBG funds are targeted to "...develop viable urban communities by providing decent housing, a suitable living environment, and expand economic opportunities for low- and moderate-income persons."<sup>3</sup> As part of meeting these provisions, HUD entitlement communities must prepare a Consolidated Plan for appropriate allocation and use of CDBG funds to address these goals. Entitlement Communities must also assess the extent to which Fair Housing is furthered and/or impeded in the community. This Analysis of Impediments to Fair Housing report is prepared as a companion to the Consolidated Plan for 2020-2024, to enable the City to understand the status of Fair Housing in its jurisdiction, and to identify action steps which can be taken to Affirmatively Further Fair Housing.

Fair Housing is protected by the Fair Housing Act. The Act "protects people from discrimination when they are renting or buying a home, getting a mortgage, seeking housing assistance, or engaging in other housing-related activities. Additional protections apply to federally-assisted housing....The Fair Housing Act prohibits discrimination in housing because of Race, Color, National Origin, Religion, Sex, Familial Status, and Disability." Most housing is covered under the Act, except in limited circumstances for owner-occupied small buildings with less than 4 units, or single-unit homes for rent by owner without an agent, and housing provided by religious organizations or private clubs which limit housing to members.<sup>4</sup> The HUD web site referenced includes a detailed list of ways that people can be discriminated against in renting or buying a home, getting a mortgage, seeking housing assistance, and other activities. This list is used as a benchmark for assessing the status of impediments to fair housing in Lorain.

---

<sup>2</sup> [https://www.hud.gov/program\\_offices/comm\\_planning/communitydevelopment/programs](https://www.hud.gov/program_offices/comm_planning/communitydevelopment/programs)

<sup>3</sup> US Dept of HUD, [Community Development Program](#), accessed 7/11/20

<sup>4</sup> US Dept of HUD, [Fair Housing Act Overview](#), accessed 7-11-20



## B. Report Contents

This report was prepared by the Center for Community Planning and Development, Maxine Goodman Levin College of Urban Affairs, in collaboration with the City of Lorain and its Department of Building, Housing and Planning. The report includes this introduction establishing the basis of the report; a background section with demographic and other data helping to illuminate the status of fair housing in the City; an assessment of fair housing impediments and actions since the last Analysis of Impediments to Fair Housing report; recommendations and action steps to Affirmatively Further Fair Housing in Lorain; and certification of the report. An Appendix contains supplemental data in support of the analysis.

## C. Methodology

This analysis was completed by analysis of data collected from the US Census, American Community Survey, Lorain County, the City of Lorain, the US Department of HUD, and other sources as noted within. Public engagement was provided through the engagement process of the Consolidated Plan, which included a community survey and public meetings. Interviews and additional communication supplemented the analysis where appropriate.

## II. JURISDICTIONAL BACKGROUND DATA

The City of Lorain, Ohio is a mid-sized city of 64,000, situated along Lake Erie on the northern coast of Lorain County. Located approximately 30 miles west of Cleveland, Ohio, the region's central urban city, Lorain historically was a manufacturing town, with significant jobs in the City itself, and between Lorain and Cleveland. Residents enjoyed a middle-class life with amenities including movie theaters, restaurants and shops, good schools, and easy access to work, school and church. However, Lorain has seen the decline typical of many midwestern towns. Manufacturing plants closed down, white residents moved out, and the community was left with decline and disinvestment, an aging population, concentrations of neighborhoods of minority residents with persistent poverty, and a loss of community amenities. As residents who were able moved to suburban areas or areas where jobs were more available, population, school enrollment, and tax revenues declined, with the City and school district less able to provide basic infrastructure and a quality education for children.

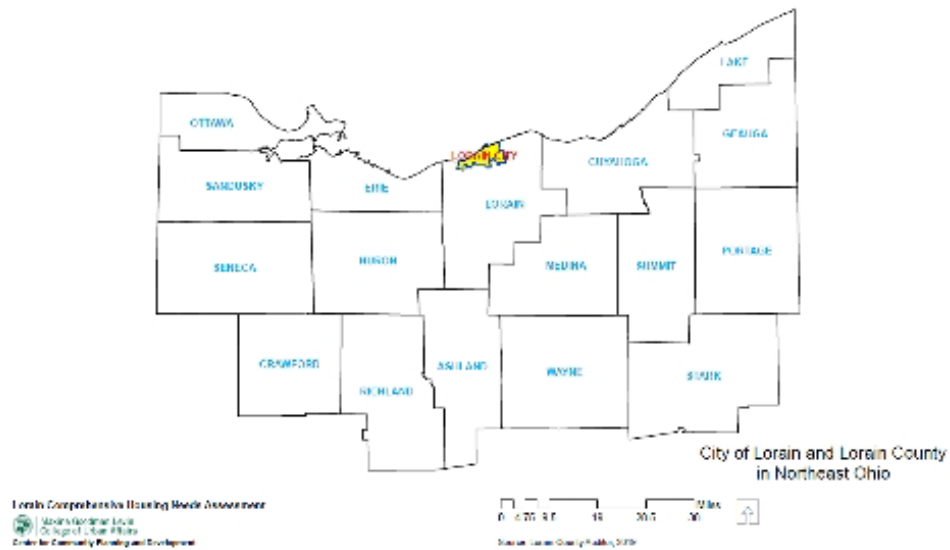
In recent years, Lorain has seen signs of reinvestment, with new housing and historic preservation in the downtown near the river and lakefront, and some older housing under renovation by younger residents. However, deferred housing maintenance, providing quality jobs and schools, and encouraging the return of basic amenities remain a challenge in the City. The ultimate goal remains to provide a decent home, quality jobs and education/training, and quality of life for every resident of the City, and to attract new residents who can contribute to civic life.

10

City of Lorain, Ohio  
Status of Impediments to Fair Housing 2020/2021-2024/2025  
Final Report 9-15-20

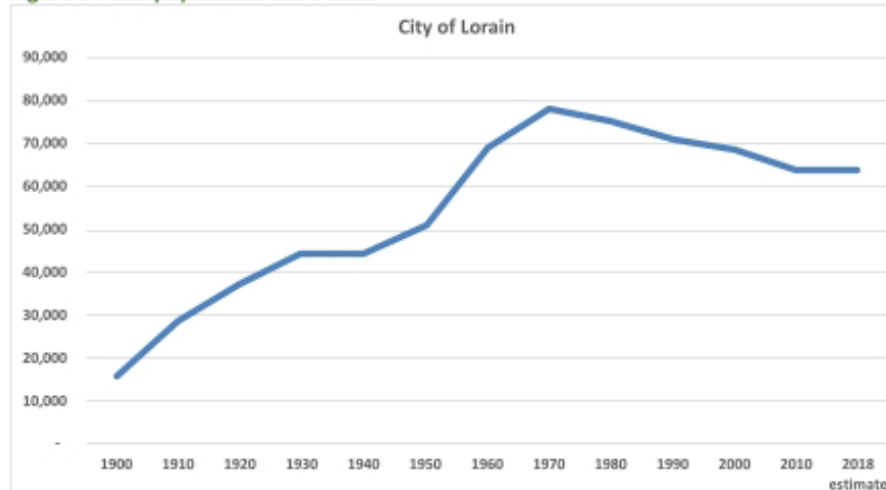


**Figure 1 City of Lorain and Lorain County in Northeast Ohio**



#### A. Population, Gender, Age, and Race/Ethnicity

**Figure 2 Total population 1900-2018**



Source: US Decennial Census, 1900-2010; American Community Survey 1-year estimate, 2018

Figure 2 shows the steady decline of population from its peak at close to 80,000 residents in 1970, when manufacturing was at its strongest, to about 63,000 today. Of note, in recent years (since 2010) decline has leveled off. As shown in Table 1, Lorain's population is younger on average than the populations of Lorain County and the state of Ohio, and has a higher proportion of females. Many younger families have made their homes in the City, particularly immigrants and families seeking affordable housing.

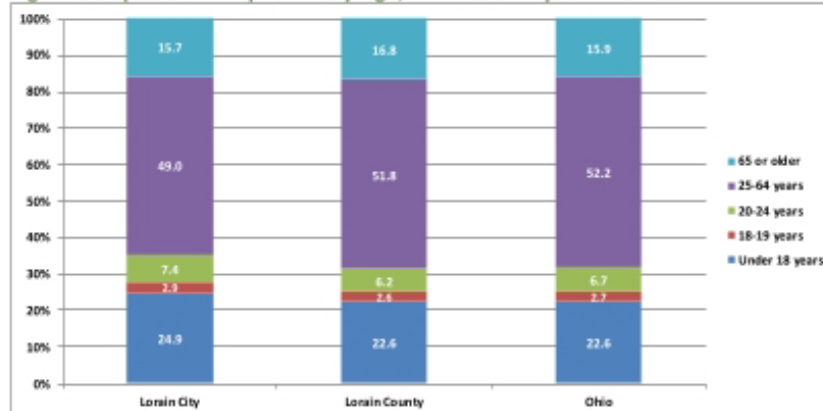
Lorain's population under 18 accounts for most of the difference, with people age 18-19 and 20-24 also contributing to the younger population.

**Table 1 Population by Age and Gender, 2013-2017 Estimate**

Age category	Lorain City	Lorain County	Ohio
Total Population	63,731	305,405	11,609,756
Percent Per Age Group			
5 to 14 years	14.1	12.8	12.6
15 to 17 years	4.3	4.2	4.0
Under 18 years	24.9	22.6	22.6
18 to 24 years	10.3	8.8	9.4
15 to 44 years	38.6	36.3	38.2
16 years and over	77.8	80.2	80.0
18 years and over	75.1	77.4	77.4
21 years and over	70.7	73.4	73.3
60 years and over	21.3	23.5	22.3
62 years and over	18.9	20.6	19.6
65 years and over	15.7	16.8	15.9
75 years and over	7.2	7.2	6.9
Additional Data			
Median age	37.6	41.5	39.3
Sex ratio (males per 100 females)	88.5	97.1	96.0
% Male	46.9%	49.3%	48.9%

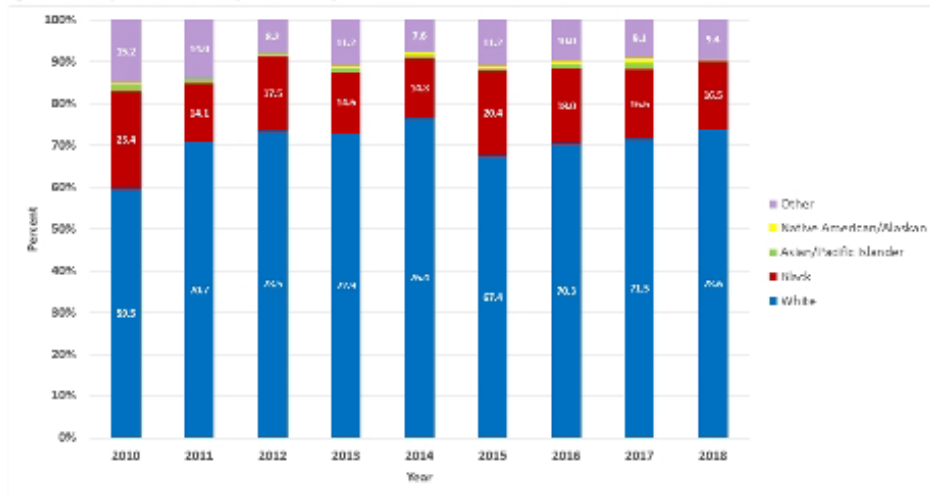
Source: American Community Survey (ACS) 2013-2017 5-year

**Figure 3 Population Proportion by Age, 2014-2017 5-year estimate**



City of Lorain, Ohio  
Status of Impediments to Fair Housing 2020/2021-2024/2025  
Final Report 9-15-20

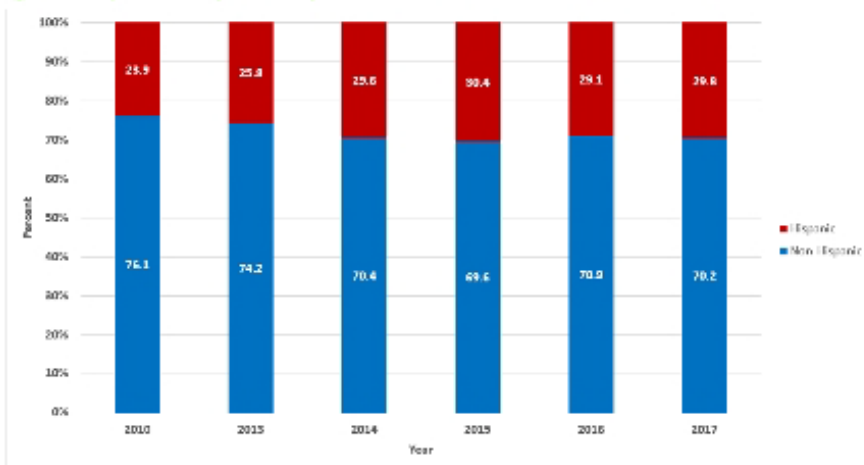
**Figure 4 Population Proportion by Race**



Source: American Community Survey (ACS), 2010-2018 1-year estimates, Table B01001

As shown in Figure 4, the proportion of Lorain's population who are Black has declined overall since 2010, with an increase in white residents. Over the same time frame, the population of Hispanic residents has increased from 23.9% to 29.8% in 2017; see Figure 5.

**Figure 5 Population by Ethnicity**



Source: American Community Survey (ACS), 2010-2017 1-year estimates, Table B01002  
 Note: 2-year estimates were not available for 2011, 2012 and 2018

**Table 2 Population by Disability**

Disability	Percent with Disability								
	2010	2011	2012	2013	2014	2015	2016	2017	2018
Hearing	4.1	2.8	5.4	3.8	4.7	4.4	4.3	4.5	3.7
Vision	4.0	1.8	5.0	4.6	5.1	4.2	4.6	2.9	3.0
Cognitive	8.1	5.8	9.7	7.9	8.0	9.7	7.6	9.2	6.4
Ambulatory	8.9	6.7	11.1	9.7	10.6	12.3	8.6	12.2	7.2
Self-care	3.5	2.0	4.0	4.4	4.2	3.7	5.2	3.9	3.5
Independent living	6.7	4.5	8.3	5.9	7.5	8.2	8.5	10.5	5.6
Population	64,128	63,856	63,241	63,260	63,273	63,250	63,208	63,442	63,570
Pct. With Disability	17.8	13.7	22.7	18.5	22.1	19.8	17.7	19.5	12.9

Source: American Community Survey (ACS), 2010-2018 1-year estimates, Table S1810

The percent population of people with a disability has decreased in recent years, with estimates for 2018 at 12.9%. It is noted that estimates vary markedly from year to year when considering 1-year estimates. Of the persons with disabilities noted in the data, persons with ambulatory and cognitive disabilities range the highest at 7.2% and 6.4% respectively.

**Figure 6 Limited English Proficiency**



Source: American Community Survey (ACS), 2010-2018 1-year estimates, Table Q0017

As shown in Figure 6, the proportion of people in Lorain who speak English only, or speak English very well, has increased since 2010 on average. Currently, 4.1% of Lorain's population speaks English less than very well.

Under HUD’s criteria, “protected classes” include senior citizens, persons with a disability, minority races (African American, Asian and Pacific Islander, and other); minority ethnicities (Hispanic notably) and persons with limited English proficiency. As shown in Table 3, 10,416 people over 65 live in Lorain, or 16.3% of the population. 8,231 people have a disability. 10,575 people are African-American, 223 are Native American, and 19,014 are Hispanic. There are 2,444 with limited English proficiency. Other protected groups are smaller in proportion to the groups summarized here.

**Table 3 Summary of population characteristics identifying protected classes**

Population Group	Number	Pct. Of All
All	64,031	100.0
Seniors 65+	10,416	16.3
Persons with a Disability	8,231	12.9
African-Americans	10,575	16.5
Native Americans	223	0.3
Hispanic*	19,014	29.8
Limited English Proficiency	2,444	3.8

Source: American Community Survey (ACS)

Seniors 65+: Table S0101

Persons with a Disability: Table S1810

African-Americans: Table B02001

Native Americans: Table B02001

Hispanic: Table B03002

Limited English Proficiency: Table C06007

Note: Hispanic not available for 2018, used 2017 values

Figures 7 and 8 show the geographic location of non-white populations and Hispanic population in the City. Geographic location mapping allows us to identify areas of concentration of minority residents. As shown, certain block groups do show concentration of over 50% minority populations. These block groups are located in parts of Wards 2, 3, 5 and 6 specifically. Wards 1, 4 and 8 have substantially lower populations of non-white and Hispanic populations. Areas of concentration of non-white and Hispanic populations can be potential indicators of fair housing policy, implicit or explicit, at work. For additional information, see the “Degree of Segregation” section later in this report.

See Appendix A for tables detailing population characteristics by block group.

Figure 7 Percent Non-White Population by Block Group

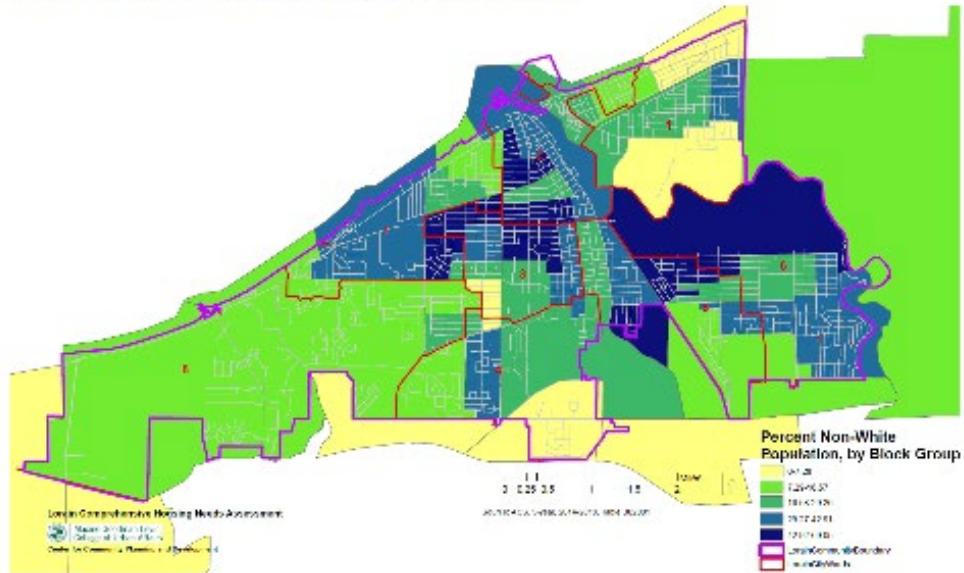
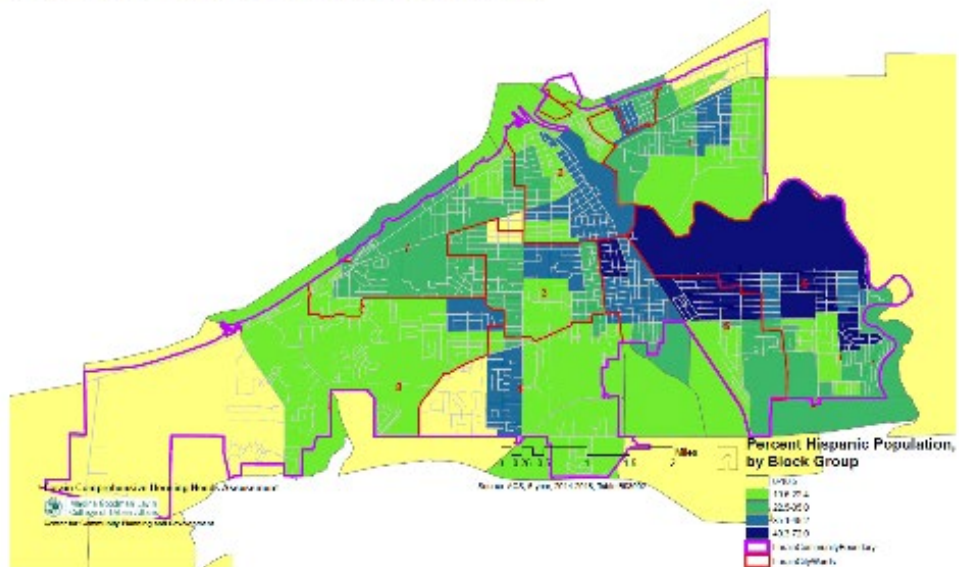


Figure 8 Percent Hispanic Population by Block Group





## B. Households

The household is the basic building block of housing occupancy in a community. Households may be discriminated against because of the characteristics of the people in the household, whether it be race, ethnicity, age, disability, sex, familial status, or limited English proficiency.

In Lorain, Owner households make up the greater proportion of the City's 25,568 households, with 55.2% owner, and 44.8% renter. Slightly more owner households are family households (two or more related people living together) at 61.5%, compared to 58.6% of renter households. Single-parent households with children under 18 make up 5.3% of owner households, and 32% of renter households. Nonfamily households, where the householder lives alone, or unrelated people live together, make up 38.5% of owner households, and 41.4% of renter households. See Table 4, which gives the percent by type of different household types for owners, renters, and all households.

**Table 4 Households by Type**

Type	Owner + Renter		Owner		Renter	
	Number	Pct.	Number	Pct.	Number	Pct.
All Households	25,568	100.0	14,124	100.0	11,444	100.0
Family	15,383	60.2	8,680	61.5	6,703	58.6
<i>Married-couple</i>	7,532	29.5	5,527	39.1	2,005	17.5
With own children under 18	2,640	10.3	1,860	13.2	780	6.8
No own children under 18	4,892	19.1	3,667	26.0	1,225	10.7
<i>Other family</i>	7,851	30.7	3,153	22.3	4,698	41.1
Male householder, no wife present	1,711	6.7	922	6.5	789	6.9
With own children under 18	744	2.9	63	0.4	681	6.0
No own children under 18	967	3.8	859	6.1	108	0.9
Female householder, no husband present	6,140	24.0	2,231	15.8	3,909	34.2
With own children under 18	3,677	14.4	698	4.9	2,979	26.0
No own children under 18	2,463	9.6	1,533	10.9	930	8.1
Nonfamily	10,185	39.8	5,444	38.5	4,741	41.4

Source: American Community Survey, 2018, 1-year data, Table B25115

The largest proportion of households in Lorain are 1 or 2-person households, representing 36.7% and 28.2% of all households respectively. There are more 1-person households which are renters, at 37.7%, and more 2-person households which are owners, at 32.5%. 3-person households make up another 16.9% overall (16% owners and 18% renters); 4-person households make up 8.3%. 9.9% of households have 5 or more members (7.6% owners and 12.8% renters).

**Table 5 Households by Size**

Type	Owner + Renter		Owner		Renter	
	Number	Pct.	Number	Pct.	Number	Pct.
All Households	25,568	100.0	14,124	100.0	11,444	100.0
1-person	9,376	36.7	5,067	35.9	4,309	37.7
2-person	7,213	28.2	4,593	32.5	2,620	22.9
3-person	4,323	16.9	2,265	16.0	2,058	18.0
4-person	2,116	8.3	1,133	8.0	983	8.6
5-person	1,538	6.0	668	4.7	870	7.6
6-person	434	1.7	178	1.3	256	2.2
7-or-more person	568	2.2	220	1.6	348	3.0

Source: American Community Survey, 2018, 1-year data, Table B25009

**Table 6 Households by Race and Ethnicity**

Race/Ethnicity	Number	Pct.
All Households	26,351	100.0
Householder who is White alone	20,173	76.6
Householder who is Black alone	4,187	15.9
Householder who is Asian/Pacific Islander alone	313	1.2
Householder who Native American/Alaska Native alone	317	1.2
Other	1,361	5.2
Householder who is Hispanic	6,711	25.5
Householder who is not Hispanic	19,640	74.5

Source: American Community Survey, 2017, 1-year data, Tables B25006 and B25003i

As shown in Table 6, the majority of households in Lorain are led by a householder who is white alone (76.6%). 15.9% are led by a householder who is Black alone. The remainder are of other race, Asian/Pacific Islander, or Native American/Alaska Native. 25% of households are led by a householder who is Hispanic.

**Table 7 Households and Disability Status**

Disability Status	Number	Pct.
All households	25,568	100.0
Households with 1 or more persons with a disability	6,184	24.2
Households with no persons with a disability	19,384	75.8

Source: American Community Survey, 2018, 1-year data, Table B22010

As shown in Table 7, 24.2% of households in Lorain have 1 or more persons with a disability.



As shown in Table 8, 27.5% of households in Lorain are led by a senior 65 years old or older. A higher proportion, 29.5%, have one or more related children under the age of 18. 68.2% are led by a householder who is of workforce age (25-64 years old). (note that data on the *presence* of household members over age 65 was not available).

**Table 8 Households by Age of members**

Age Factors	Owner + Renter		Owner		Renter	
	Number	Pct.	Number	Pct.	Number	Pct.
All Households	25,568	100.0	14,124	100.0	11,444	100.0
Senior (65+) head of household	7,035	27.5	5,112	36.2	1,923	16.8
With related children under 18	7,541	29.5	2,887	20.4	4,654	40.7
Workforce-age (25-64) householder	17,437	68.2	8,695	61.6	8,742	76.4

Source: American Community Survey, 2018, 1-year data, Table B25007, B25012

**Table 9 Households by Limited English Proficiency**

Households	Lorain City				Ohio		US	
	All Households		Limited English Proficiency Households		All Households	Limited English Proficiency Households	All Households	Limited English Proficiency Households
	Number	Percent	Number	Percent of all Households, by Language Spoken	Percent	Percent of all Households, by Language Spoken	Percent	Percent of all Households, by Language Spoken
All households	25,330	100%	1,396	5.5%	100%	1.4%	100%	4.5%
Households speaking -								
Spanish	4,674	18.5%	1,215	26.0%	2.6%	17.5%	12.0%	22.3%
Other Indo-European languages	533	2.1%	80	15.0%	2.9%	14.9%	4.4%	15.4%
Asian and Pacific Island languages	112	0.4%	45	40.2%	1.3%	24.2%	3.5%	25.7%
Other languages	126	0.5%	56	44.4%	1.0%	19.1%	1.1%	17.2%

Source: American Community Survey (ACS) 2013-2017 5-year estimates, Table S1602

Approximately 1,396 households in Lorain have members who are limited English-speaking, or 5.5%. This is similar to the proportion of limited English speakers in the overall US population, but greater than the statewide proportion. Households in Lorain which speak Asian and Pacific Island or other languages have higher proportions of limited English proficiency than the US and Ohio averages. Spanish speaking households are somewhat higher but similar to the national average.

#### D. Income and poverty

In examining housing availability and affordability, it can be helpful to understand the overall income of households which are occupying or seeking housing. Table 10 shows that the majority of Lorain's households (54.4%) fall below the HUD Area Median Family Income (HAMFI). 23.3% fall below the poverty level, with 22.8% considered Extremely Low Income,

19

16.8% Low Income, 20.2% Moderate Income. Lower-income households are disproportionately renters, as might be expected. 90.7% of Lorain's renter households have incomes below the HAMFI, 42.0% Extremely Low Income and 22.6% Low Income.

**Table 10 Households by Income and Poverty**

Income Level	Owner		Renter		Total	
	Number	Pct.	Number	Pct.	Number	Pct.
Extremely Low: Household Income <= 30% HAMFI	1,290	8.9	4,450	42.0	5,740	22.8
Low Income: Household Income >30% to <=50% HAMFI	1,845	12.7	2,390	22.6	4,235	16.8
Moderate: Household Income >50% to <=80% HAMFI	2,970	20.4	2,120	20.0	5,090	20.2
Medium: Household Income >80% to <=100% HAMFI	1,820	12.5	650	6.1	2,470	9.8
Higher: Household Income >100% HAMFI	6,630	45.6	980	9.3	7,610	30.3
<b>Total</b>	<b>14,555</b>	<b>100.0</b>	<b>10,585</b>	<b>100.0</b>	<b>25,140</b>	<b>100.0</b>
<b>Households Below Poverty Level</b>					<b>5,860</b>	<b>23.3</b>

Source: HUD Comprehensive Housing Affordability Strategy (CHAS) for the City of Lorain, 2012-2016, ACS Table C17017

**Figure 9 Population Below Poverty**

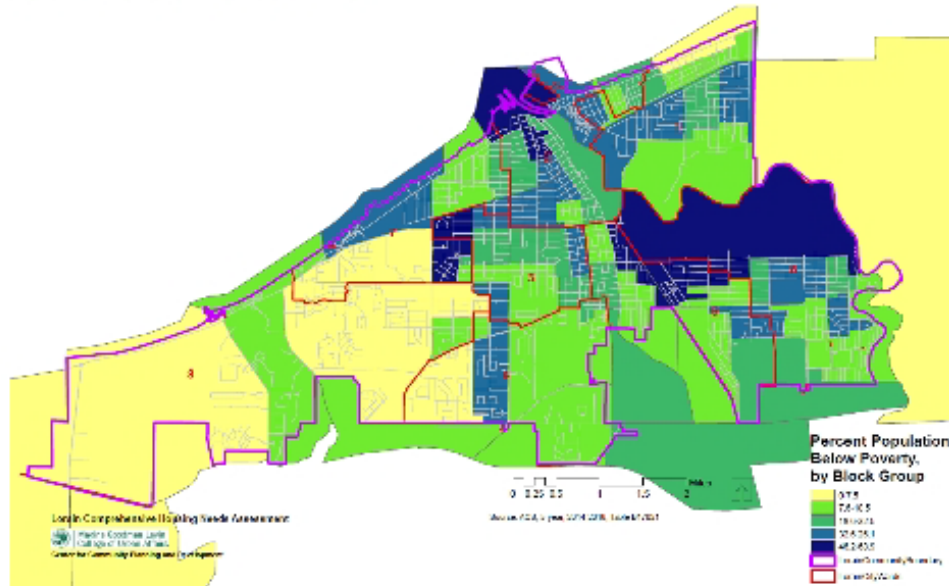


Figure 9 shows the geographic distribution of people below the poverty level. As shown, there are concentrations in Wards 2, 3, 5, 6 and 7 where more than 46% of the population is below the poverty level. A comparison with Figures 7 and 8 shows alignment of poverty-level population with geographic locations with high concentrations of non-white and Hispanic populations.

#### D. Housing, Employment and Transportation Access and Connectivity

A key characteristic of disadvantaged communities is the difficulty they face in finding quality jobs (those with a living wage, family benefits, and opportunities for advancement), and finding housing within a reasonable proximity to quality jobs. Fair housing discrimination can exacerbate this difficulty, limiting the places where people can live, the types of housing they can find, and the affordability of housing in proximity to quality jobs. Discrimination can also affect investment in transportation infrastructure making travel between housing and quality jobs convenient and affordable. This section looks at the questions of jobs-housing locations, and transportation availability, and access related to jobs and housing.

Figure 10 shows that jobs are available in areas immediately adjacent to Lorain. A closer look however does indicate that within the City of Lorain, the jobs are fewer. The question then becomes a question of transportation access, training/skill development, and connection of residents to jobs. In figure 11, we see that more of the jobs in and around Lorain tend to be lower-paying jobs of less than \$15,000 per year.

Figure 10 Job Centers, Lorain and Surrounding Counties

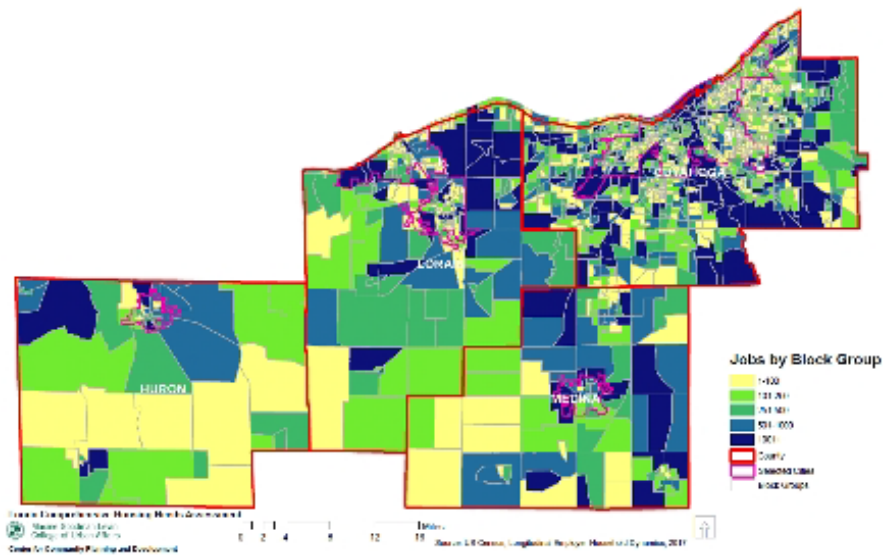


Figure 11 Job Centers, Jobs Paying Less than \$15,000 per year

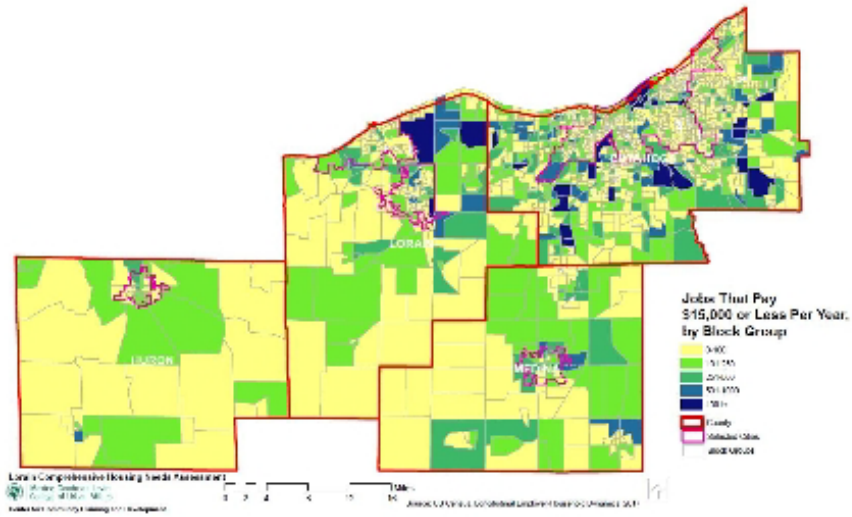
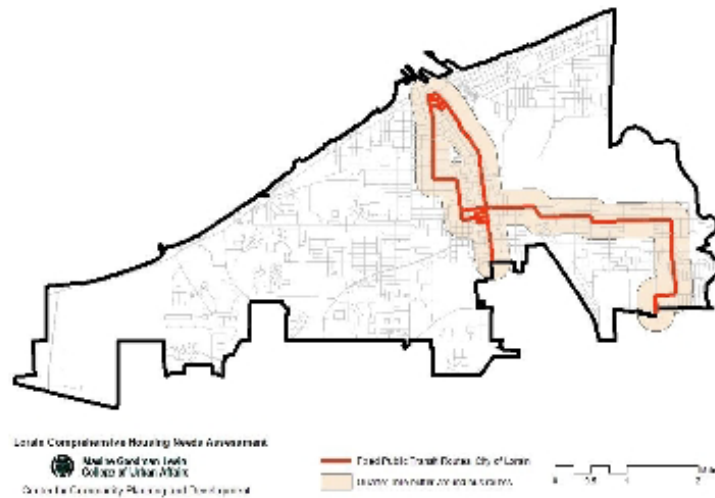


Figure 12 Lorain County Transit in the City of Lorain, Fixed Routes, and ¼ mile buffer



Lorain County Transit provides public bus transit to the City of Lorain on four fixed bus routes. Paratransit is also available to seniors and those with disabilities on a pre-scheduled basis. As shown in Figure 12, access within ¼ mile walk is limited in most Lorain neighborhoods. Most workers, including those in low-income neighborhoods, must walk long distances to access transit in order to get to jobs, school and amenities, if they need to rely on public transit.

Lorain residents on average have a longer period of travel time to work, at 25.99 minutes compared to residents of Lorain County and Ohio. 34.2% of residents who work travel more than ½ hour each way to work, compared to 33.4% of Lorain County residents and 31.1% of Ohio residents.

**Table 11 Travel time to work, Lorain Residents, 2018**

Travel Time to Work	Lorain City		Lorain County		Ohio	
	Number	Pct.	Number	Pct.	Number	Pct.
<b>Total</b>	27,922	100.0	141,084	100.0	5,281,107	100.0
<b>Less than 5 minutes</b>	851	3.0	5,856	4.2	177,894	3.4
<b>5 to 9 minutes</b>	1,987	7.1	12,788	9.1	563,785	10.7
<b>10 to 14 minutes</b>	3,896	14.0	17,703	12.5	756,296	14.3
<b>15 to 19 minutes</b>	5,048	18.1	21,024	14.9	857,896	16.2
<b>20 to 24 minutes</b>	4,003	14.3	20,886	14.8	851,195	16.1
<b>25 to 29 minutes</b>	2,615	9.4	15,911	11.3	432,583	8.2
<b>30 to 34 minutes</b>	3,286	11.8	16,752	11.9	675,650	12.8
<b>35 to 39 minutes</b>	1,414	5.1	5,476	3.9	177,212	3.4
<b>40 to 44 minutes</b>	1,707	6.1	6,873	4.9	188,128	3.6
<b>45 to 59 minutes</b>	1,807	6.5	10,957	7.8	331,993	6.3
<b>60 to 89 minutes</b>	642	2.3	4,458	3.2	181,431	3.4
<b>90 or more minutes</b>	666	2.4	2,400	1.7	87,044	1.6
<b>Average travel time</b>	25.99		24.96		23.61	

Source: American Community Survey, 2018, 1-year data, Table B08303

As shown in Table 12, 8.1% of Lorain households on average have no access to a vehicle, compared to 5.4% of Lorain County households, and 8.0% of Ohio households. This is lower than a typical urban neighborhood population of 17 to 25% of households.<sup>5</sup>

<sup>5</sup> K. Date, Neighborhood Retail Commercial Study, unpublished report, 2016, available at: [https://engagedscholarship.csuohio.edu/urban\\_facpub/1415/](https://engagedscholarship.csuohio.edu/urban_facpub/1415/)



**Table 12 Household Access to a Vehicle, 2018**

Vehicles available	Lorain city		Lorain county		Ohio	
	Number	Pct.	Number	Pct.	Number	Pct.
<b>Total</b>	<b>25,568</b>	<b>100.0</b>	<b>121,344</b>	<b>100.0</b>	<b>4,685,447</b>	<b>100.0</b>
No vehicle available	2,067	8.1	6,606	5.4	372,537	8.0
1 vehicle available	11,987	46.9	42,127	34.7	1,554,305	33.2
2 vehicles available	8,252	32.3	47,584	39.2	1,753,817	37.4
3 vehicles available	2,125	8.3	17,069	14.1	686,946	14.7
4 vehicles available	1,062	4.2	5,971	4.9	222,926	4.8
5 or more vehicles available	75	0.3	1,987	1.6	94,916	2.0
<b>Owner occupied</b>	<b>14,124</b>	<b>100.0</b>	<b>87,136</b>	<b>100.0</b>	<b>3,086,226</b>	<b>100.0</b>
No vehicle available	806	5.7	2,114	2.4	90,338	2.9
1 vehicle available	4,911	34.8	23,655	27.1	774,205	25.1
2 vehicles available	5,747	40.7	38,807	44.5	1,345,046	43.6
3 vehicles available	1,741	12.3	15,224	17.5	590,415	19.1
4 vehicles available	844	6.0	5,563	6.4	200,413	6.5
5 or more vehicles available	75	0.5	1,773	2.0	85,809	2.8
<b>Renter occupied</b>	<b>11,444</b>	<b>100.0</b>	<b>34,208</b>	<b>100.0</b>	<b>1,599,221</b>	<b>100.0</b>
No vehicle available	1,261	11.0	4,492	13.1	282,199	17.6
1 vehicle available	7,076	61.8	18,472	54.0	780,100	48.8
2 vehicles available	2,505	21.9	8,777	25.7	408,771	25.6
3 vehicles available	384	3.4	1,845	5.4	96,531	6.0
4 vehicles available	218	1.9	408	1.2	22,513	1.4
5 or more vehicles available	0	0.0	214	0.6	9,107	0.6

Source: American Community Survey, 2018, 1-year data, Table B25044

Table 13 shows that Lorain residents who work use means of transportation to work at a level very similar to Ohio and Lorain residents. 91.4% travel by car, with 9% carpooling, slightly higher than County and Ohio residents overall, and the rest traveling alone. Only .4% travel by public transportation, compared to 1.6% for Ohio and .5% for Lorain County. The use of public transportation is usually driven by affordability and convenience, indicating likely reasons that public transportation is chosen less often than driving by car in Lorain. 2.6% worked from home, a lower figure than over 4% for both the County and state. This could reflect on the types of jobs held by workers. Between 2 and 3% of City, County and State workers walk to work.

**Table 13 Means of Transportation to Work**

Workers Age 16 and over	Lorain City		Lorain County		Ohio	
	Number	Percent	Number	Percent	Number	Percent
<b>Total</b>	<b>16,223</b>	<b>100.0%</b>	<b>107,385</b>	<b>100.0%</b>	<b>5,463,275</b>	<b>100.0%</b>
Car, Truck or Van	14,827	91.4%	96,542	89.9%	4,970,379	91.0%
Drove Alone	13,300	82.0%	87,986	81.9%	4,545,302	83.2%
Carpooled	1,527	9.4%	8,556	8.0%	425,077	7.8%
Public Transportation	58	0.4%	509	0.5%	87,652	1.6%
Taxi	-	0.0%	114	0.1%	5,188	0.1%
Motorcycle	24	0.1%	159	0.1%	4,631	0.1%
Bicycle	22	0.1%	390	0.4%	16,432	0.3%
Walked	363	2.2%	2,794	2.6%	121,625	2.2%
Other Means	511	3.1%	2,239	2.1%	37,053	0.7%
Worked at Home	418	2.6%	4,638	4.3%	220,315	4.0%

Source: American Community Survey 2014-2018 5-year estimates Table B08601

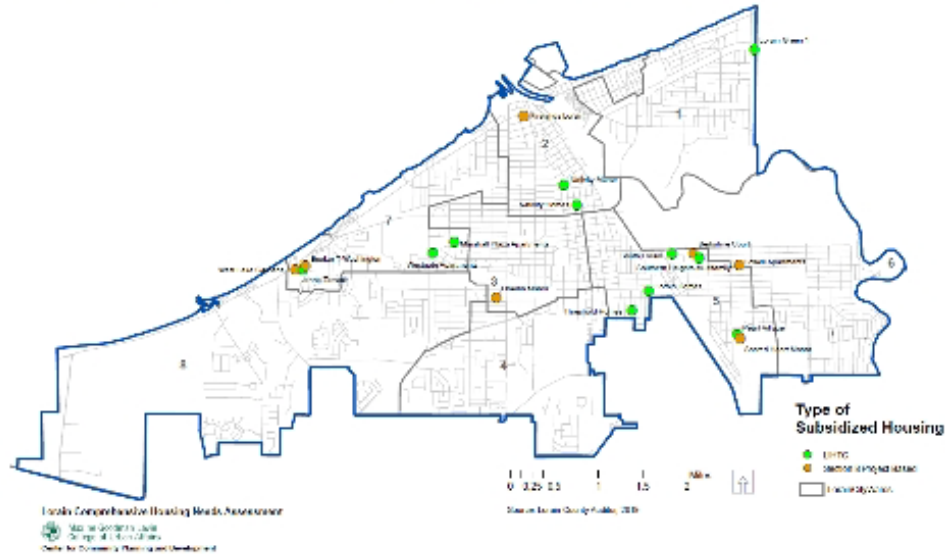
## F. Housing Profile

### 1. Location of housing for the low income/disabled population

Figure 13 maps the location of housing targeted for the low-income senior and disabled population in Lorain. Table 14 lists the locations by Ward. Two types of housing are available, Section 8 project based; and LIHTC housing. In addition, Housing Choice Vouchers (Section 8 vouchers) are provided through the Lorain Metropolitan Housing Agency. According to the Lorain Metropolitan Housing Agency, waiting lists for Section 8 project-based housing is approximately 6 to 12 months, with an occupancy rate of 98%. Approximately 2000 of a total of 3129 Housing Choice Voucher holders in Lorain County choose to live in the City of Lorain; the waiting list for Housing Choice Vouchers is currently closed.<sup>6</sup> Most of the LIHTC and Section 8 project-based housing is located in Ward 5, Ward 7 and Ward 2, all low-income neighborhoods. Some low-income housing is provided in other parts of the City.

<sup>6</sup> Personal communication with John McMahon, Director of the Lorain Metropolitan Housing Agency, August 19, 2019.

**Figure 13 Location of Housing for Low Income Senior and Disabled Population**



**Table 14 LIHTC and Section 8 Project-Based Housing in Lorain**

Ward	Project Name	Address	No. Low Income Units	Population	Type
1	Lorain Green 1	3501 Pin Oak Dr	48	General	LIHTC
2	Nativity Manor	420 W 15th St	32	Senior/Disability	LIHTC
2	Nativity Homes	1917 Lexington Aveune	18	Senior/Disability	LIHTC
2	Firelands Lorain	1025 W Erie	77	Senior/Disability	Section 8 Project Based
3	Oberlin Manor	1220 W 37th	150	General	Section 8 Project Based
3	South Lorain	2845 Wood Ave	8	General	LIHTC
3	Threshold Homes	3803 Toledo	40	General	LIHTC
5	Lorain Homes	3504 Dallas	8	General	LIHTC
5	Southern Heights Multifamily	1648 E 29th St	56	General	LIHTC
5	Pearl Village	4215 Pearl Ave	80	General	LIHTC
5	Berkshire Court	1615 E 29th	48	General	Section 8 Project Based
5	Sacred Heart Manor	4285 Pearl Ave	50	Senior/Disability	Section 8 Project Based
6	Lowell Apartments	1833 E 31st St	26	General	Section 8 Project Based
7	Jenna Terrace	3152 Fulmer Rd	64	General	LIHTC
7	Westgate Apartments	3005 Leavitt	72	General	LIHTC
7	Marshall Plaza Apartments	2539 Marshall Ave	89	General	LIHTC
7	Booker T Washington	3002 Fulmer	39	Senior/Disability	Section 8 Project Based
7	West Lake Gardens	5001 W Erie	50	General	Section 8 Project Based
Citywide	General Population		739		
Citywide	Senior/Disability		216		
Citywide	Total		955		

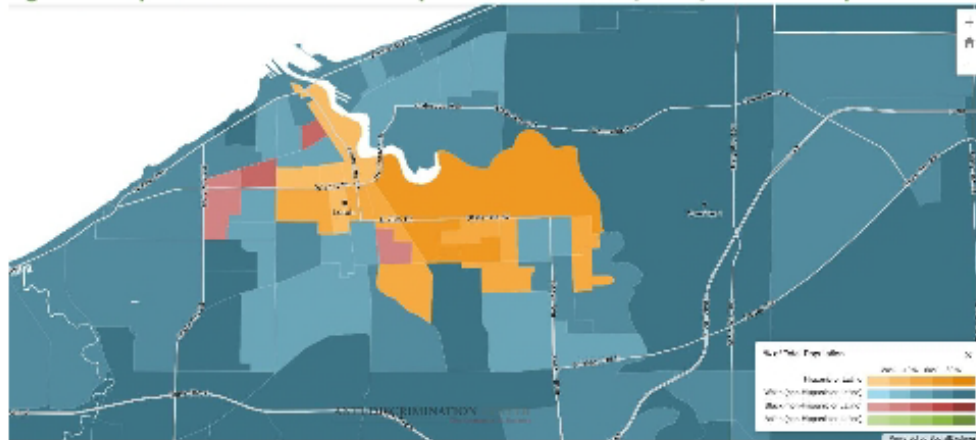


## 2. Degree of Segregation

Housing segregation has been defined as “the discriminatory treatment practiced on African American or other minority groups in U.S. It is the practice of denying equal access to housing or available units through the process of misinformation, denial of realty and financing services, and racial steering. Housing segregation thereby does not give the African Americans the right to have many choices about where they are able to live.”<sup>7</sup> Housing segregation is the symptom of systemic policies, both public and private, which have denied people of color the ability to choose housing in preferred neighborhoods. It can be caused by many different actions: landlords refusing to rent to certain people; real estate agents refusing to sell, or steering people to “acceptable” neighborhoods; banks refusing to originate loans; insurance companies refusing to provide mortgage or home insurance to people of color. These policies, applied to a community over many years, have led to housing segregation. As we measure housing segregation, we can measure the effect of discrimination policies over the long term.

**Segregation Maps.** The Anti-Discrimination Center has an online mapping tool that allows the viewer to see segregation for different racial and ethnic groups at the block group level.<sup>8</sup> Figures 14, 15 and 16 show the concentration of White, Black, and Hispanic or Latinx population in Lorain. Overall, the Hispanic population is shown to be the most concentrated, with key census blocks ranging from 40% to 80% Hispanic or Latinx.

**Figure 14 Hispanic or Latinx and Non-Hispanic or Latinx White, Black, and Asian Population**

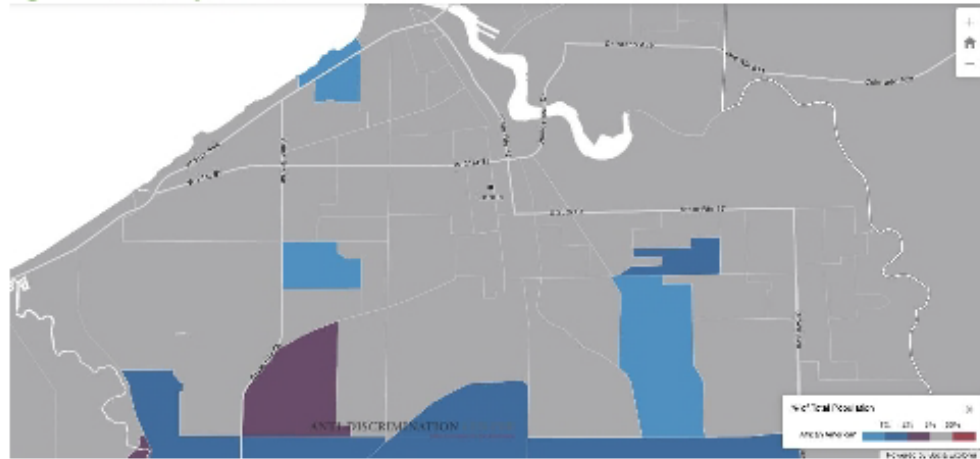


Source: Anti-Discrimination Center (see footnote)

<sup>7</sup> Legal.com legal dictionary, Housing Segregation: <https://definitions.uslegal.com/h/housing-segregation/> Accessed 7-11-20.

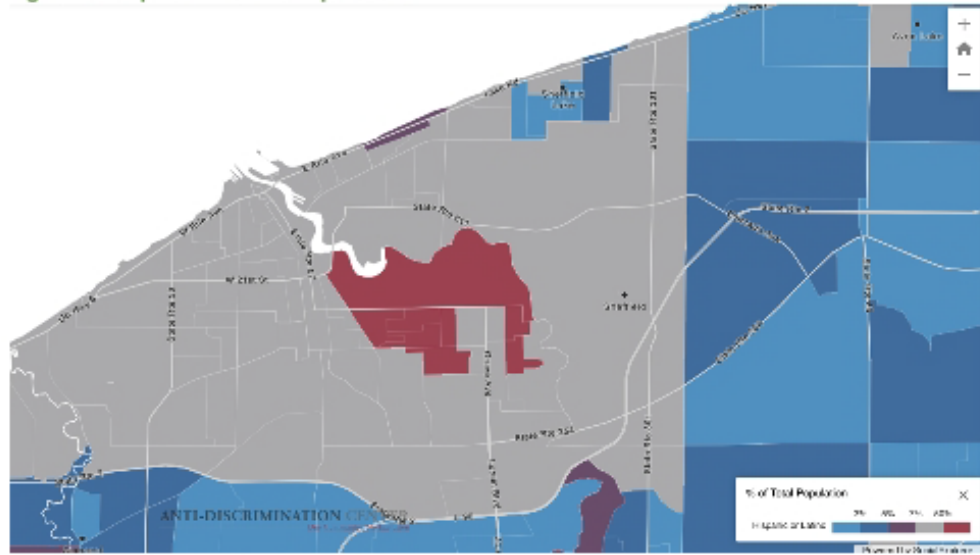
<sup>8</sup> Anti-Discrimination Center, Segregation Mapping tool, accessed at : <http://www.antibiaslaw.com/map-data-tool/segregated-really-segregated-or-ultra-segregated-0>

**Figure 15 Black Population**



Source: Anti-Discrimination Center (see footnote)

**Figure 16 Hispanic or Latinx Population**



Source: Anti-Discrimination Center (see footnote)

**Historic Impact of Redlining.** ESRI has developed a mapping tool which overlays areas of redlining laid out in the 1920s and 1930s, and continued through the 1950s, in Lorain. As shown in Figure 17, red areas were “redlined” and identified as areas where federal mortgage funds and refinancing were not to be expended. Yellow areas were cautionary, and green areas

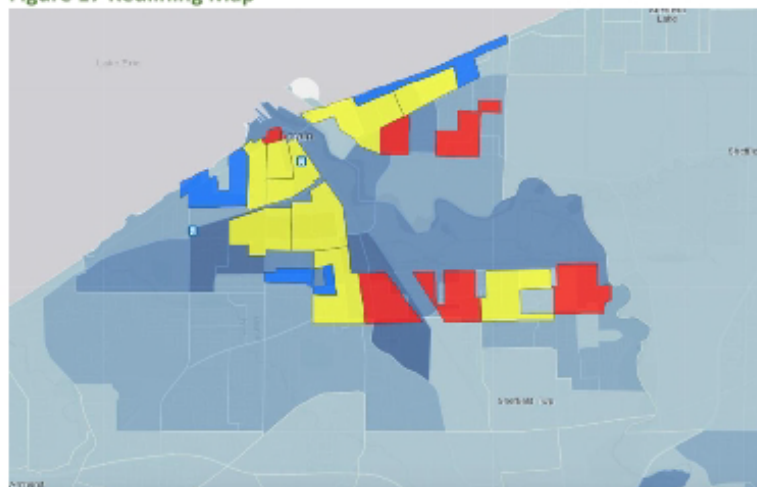
were acceptable areas for investment. On the map, the darkness of the blue background indicates the percent African-American population by block group.

As shown in Figure 17, “red” and “yellow” areas designated as early as 1920 coincided with areas of high concentration of Black residents today. These include parts of Wards 5, 6 and 1 (red zones), and most of the central city (yellow zones) including parts of Wards 3, 4 and 7. While redlining is illegal today, the consequences of it remain, with chronically low investment in predominantly Black neighborhoods preventing residents from obtaining mortgages, obtaining home insurance, and obtaining refinancing, and therefore building wealth.

In addition to redlining, which limited housing investment, financing and insurance in Black neighborhoods, public housing supported by HUD was required to align with the racial makeup of the existing population in a neighborhood. This meant that Black low-income residents were required to live in Black neighborhoods, and white low-income residents were required to live in white neighborhoods.<sup>9</sup>

These two policies ensured that Black Americans were less upwardly mobile than their white counterparts, and were greatly limited in their ability to build household and family wealth through real estate investment, a cornerstone of the American Dream.

**Figure 17 Redlining Map**



Source: ESRI Segregation Mapping tool (see footnote)

<sup>9</sup> ESRI Segregation Mapping tool,  
<https://www.arcgis.com/apps/Cascade/index.html?appid=5ccb9580d7a9489c918d57ab04af7296>

The cost of housing is a very important factor in considering issues of housing segregation and housing choice. Figure 18 shows the median gross rent<sup>10</sup> by block group for the City of Lorain. Areas of lowest gross rent are parts of downtown in Ward 2 along the river, and a part of Ward 3 and Ward 7 adjoining each other. Areas of highest gross rent are mostly block groups outside the City of Lorain, with one part of Ward 5 included; and smaller parts of Wards 1, 6, 3 and 7.

**Median Gross Rent, by Block Group**

- \$20,000+
- \$15,000+
- \$10,000+
- \$5,000+
- Low/Medium/Low/Low
- Unsuitable

Source: U.S. Census Bureau, 2000 Census of Housing and Population Characteristics

City of Lorain, Ohio  
Status of Impediments to Fair Housing 2020/2021-2024/2025  
Final Report 9-15-20

Figure 19 Median Home Value

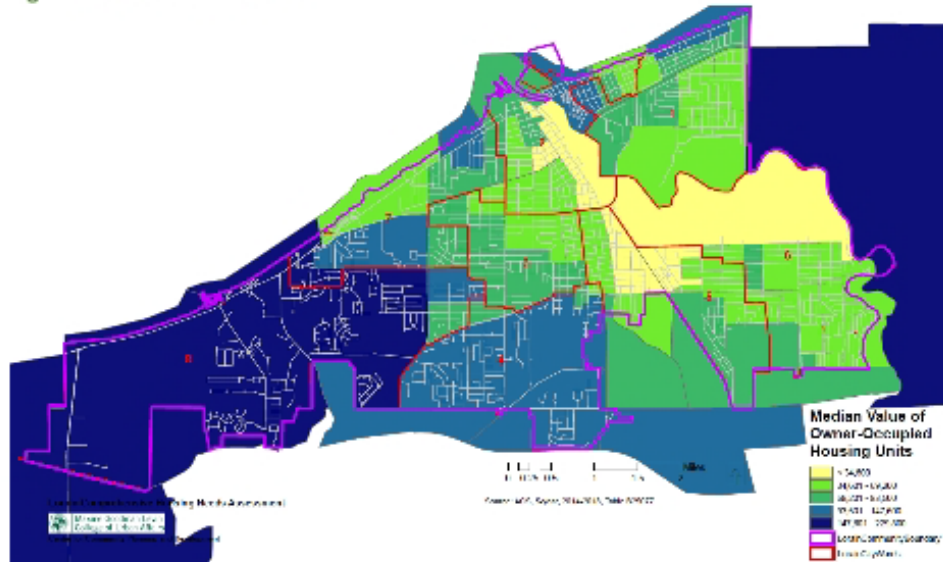


Figure 19, median home value, aligns directly with neighborhoods of African American, Hispanic, and low-income resident concentration. Lowest value neighborhoods include parts of Ward 2, 5 and 6, while highest value neighborhoods are exclusively in Ward 8.

## G. Mortgage Financing

### 1. Home Mortgage Origination

Historically, one of the primary ways that people can experience housing discrimination is through mortgage origination. Mortgages have been denied to applicants on the basis of race, ethnicity, sex, familial status, and disability; or based on the property's location in a majority-low income or majority-Black or Hispanic neighborhood. In addition, home mortgage insurance and home insurance has been denied to people of protected classes. One of the ways we can measure the extent of potential impediments to fair housing today is to review Home Mortgage Act (HMDA) data which tracks the outcomes of mortgage applications for applicants of different races, genders, and ethnicities.<sup>11</sup>

<sup>11</sup> Home Mortgage Disclosure Act, <https://www.consumerfinance.gov/data-research/hmda/>, accessed 7-12-20.



Table 15 outlines HMDA data for the City of Lorain from 2012-2016, the most recent dataset available. As shown, during this period, Black applicants were approved at a rate (48.52%) lower than White (59.05%) and Asian (57.5%) applicants, and Native American applicants were approved at the lowest rates (40.54%). Applicant denial follows a similar pattern with applications closed but not accepted, withdrawn by applicant, or closed for incompleteness accounted for separately. Black applicants are denied at 34.53%, Asian applicants at 32.5%, and Native American applicants at 40.54%, while White applicants are denied at a rate of 24.96%. This pattern reveals systemic bias, in addition to factors such as uninformed buyers and less reliable incomes, factors of reduced opportunity in neighborhoods of many people of color.

**Table 15 Home Mortgage Disclosure Act Data**

Race	Number of Applications	Pct. Loans Originated	Pct. Applications Approved but not Accepted	Pct. Applications Denied	Pct. Applications Withdrawn by Applicant	Pct. Files Closed for Incompleteness
Native American	37	40.54	2.70	40.54	2.70	13.51
Asian	40	57.50	2.50	32.50	7.50	0.00
Black	643	48.52	2.02	34.53	9.80	5.13
White	5,753	59.05	2.99	24.96	9.11	3.89
Other	1,041	42.56	3.46	33.05	11.53	9.41
Total	7,514	55.76	2.97	27.02	9.46	4.79
Hispanic	1,034	52.80	2.80	29.59	9.86	4.93

Source: Home Mortgage Disclosure Act (HMDA) data, 2012-2016

## 2. Foreclosures

Foreclosures occur when a mortgage holder defaults on mortgage payments or property taxes, or both. Foreclosure results in the homeowner losing the home, and in some cases being evicted. This represents a loss of equity and wealth on the part of the homeowner. Therefore, data on foreclosure trends can be a good measure of the comparative ability of homeowners to afford housing over time, and on their ability to build wealth in a community.

Table 16 shows that foreclosure filings in the City of Lorain occurred at a little less than twice the level of filings in the remainder of Lorain County over the past five years. This pattern held for both single-family and multi-family properties. Clearly it is more challenging for lower-income households in the City to maintain mortgage and tax obligations. Tables 17 and 18 compare foreclosure filings by ward over the same 5-year period. These show a higher rate of foreclosure in Wards 1, 2, 5 and 6, which is where lower-income homeowners are concentrated, as well as households of color and/or Hispanic origin. There is an alignment of

lower-income households, poverty, and foreclosure rates in these neighborhoods with concentrations of people of color.

**Table 16 Foreclosure Filings, City of Lorain and Lorain County Comparison**

Area	# of SINGLE-Family Parcels	Foreclosure Filings					Total 2015 to 2019
		2015	2016	2017	2018	2019	
Lorain City	19,844	242	269	253	267	243	1,274
	Percent	1.22	1.36	1.27	1.35	1.22	6.42
Remainder of County	77,080	616	649	571	563	506	2,905
	Percent	0.80	0.84	0.74	0.73	0.66	3.77

Area	# of MULTI-Family Parcels	2015	2016	2017	2018	2019	Total 2015 to 2019
Lorain City	2,078	9	22	26	30	32	119
	Percent	0.43	1.06	1.25	1.44	1.54	5.73
Remainder of County	5,870	34	39	28	36	20	157
	Percent	0.58	0.66	0.48	0.61	0.34	2.67

Source: Lorain County Clerk of Courts

**Table 17 Foreclosure Filings, Single Family Dwellings, by Ward**

Area	# of SINGLE-Family Parcels	Foreclosure Filings: Single-Family Parcels											
		2015		2016		2017		2018		2019		Total 2015-2019	
		Number	Pct.	Number	Pct.	Number	Pct.	Number	Pct.	Number	Pct.	Number	Pct.
Lorain City	15,844	242	1.2	269	1.4	253	1.3	267	1.3	243	1.2	1,274	6.4
Ward 1	2,851	41	1.5	40	1.4	42	1.5	36	1.3	43	1.5	206	7.2
Ward 2	2,172	20	0.9	37	1.7	36	1.7	43	1.9	32	1.5	168	7.6
Ward 3	2,550	29	1.1	35	1.4	33	1.3	38	1.5	30	1.2	165	6.5
Ward 4	2,140	19	0.9	24	1.1	23	1.1	17	0.8	16	0.7	89	4.6
Ward 5	2,045	19	0.9	37	1.8	27	1.3	31	1.5	31	1.5	145	7.1
Ward 6	2,739	48	1.8	35	1.3	33	1.2	47	1.7	33	1.2	196	7.2
Ward 7	2,200	31	1.4	30	1.3	31	1.4	30	1.3	31	1.4	153	6.9
Ward 8	1,844	32	1.7	31	1.6	26	0.9	27	0.9	27	0.9	143	7.8

Source: Lorain County Clerk of Courts

**Table 18 Foreclosure Filings, Multi-Family Dwellings, by Ward**

Area	# of MULTI-Family Parcels	Foreclosure Filings: Multi-Family Parcels												Total 2015-2019	
		2015		2016		2017		2018		2019					
		Number	Pct.	Number	Pct.	Number	Pct.	Number	Pct.	Number	Pct.				
Lorain City	2,078	9	0.4	22	1.1	26	1.3	30	1.4	32	1.5	119	5.7		
Ward 1	309	1	0.3	4	1.3	4	1.3	2	0.6	6	1.9	17	5.5		
Ward 2	352	0	0.0	5	1.3	7	1.8	7	1.8	11	2.8	30	7.7		
Ward 3	163	0	0.0	3	1.8	4	2.5	6	3.7	4	2.5	17	10.4		
Ward 4	202	0	0.0	0	0.0	0	0.0	2	1.0	0	0.0	2	1.0		
Ward 5	228	3	1.3	5	2.2	5	2.2	7	3.1	8	3.5	28	12.3		
Ward 6	222	1	0.5	1	0.5	4	1.8	3	1.4	4	1.8	13	5.9		
Ward 7	341	1	0.3	4	1.2	1	0.3	2	0.6	1	0.3	9	2.6		
Ward 8	225	3	1.3	0	0.0	1	0.4	1	0.4	2	0.9	7	3.1		

Source: Lorain County Clerk of Courts

## H. Housing problems and severe housing problems

Housing problems affect housing units and/or households, and are defined as one or more of the following conditions: (housing units) lacking complete kitchen facilities; lacking complete plumbing facilities; (households) more than one person per room (crowding); or housing cost burdened (housing costs are more than 30% of household income).<sup>12</sup> The incidence of housing problems is a useful consideration for housing choice, as the goal is to provide decent housing accommodations for all households regardless of protected class. This information was reported in the City's current Consolidated Plan, and is cited here as information about limited housing choice for protected classes in Lorain.

As shown in Table 19, of the 5700 extremely low-income families in Lorain (household income 0-30% of Area Median Income (AMI)), 74.21% of them have one or more of the four housing problems, with another 6.4% having no or negative income. White households follow a similar pattern. For Black households, households with housing problems are somewhat lower at 69.76%, but a higher ratio, 10.24% have no or negative income. Hispanic households follow a pattern similar to the city as a whole; all 40 Asian households in the lowest income group have housing problems; and 28.57% of the 14 Native American/Alaska Native households in this group have housing problems.

**Table 19 Housing Problems for Households 0-30% of AMI**

Race/Ethnicity	Has one or more of four housing problems*		Has none of the four housing problems*		Household has no/negative income, but none of the other housing problems		All households
	Total	Pct.	Total	Pct.	Total	Pct.	
Lorain City as a whole	4,230	74.21	1,105	19.39	365	6.40	5,700
White	2,075	74.51	535	19.21	175	6.28	2,785
Black / African American	715	69.76	205	20.00	105	10.24	1,025
Asian	40	100.00	0	0.00	0	0.00	40
American Indian, Alaska Native	4	28.57	10	71.43	0	0.00	14
Pacific Islander	0	0.00	0	0.00	0	0.00	0
Hispanic	1,205	76.27	295	18.67	80	5.06	1,580

Source: HUD IDIS Output, July 2019: 2011-2015 CHAS, as reported in

City of Lorain Consolidated Plan 2020-2024, Wade Trim

\* The four housing problems are the following: 1. Lacks complete kitchen facilities, 2. Lacks complete plumbing facilities, 3. More than one person per room, 4. Cost burden > 30%

<sup>12</sup> US Dept of HUD, CHAS background information, [web page link](#), accessed 7-12-20



**Table 20 Housing Problems for Households 30-50% of AMI**

Race/Ethnicity	Has one or more of four housing problems*		Has none of the four housing problems*		Household has no/negative income, but none of the other housing problems		All households
	Total	Pct.	Total	Pct.	Total	Pct.	Total
Lorain City as a whole	365	17.80	1,685	82.20	0	0.00	2,050
White	175	14.71	1,015	85.29	0	0.00	1,190
Black / African American	105	34.43	200	65.57	0	0.00	305
Asian	0	0.00	14	100.00	0	0.00	14
American Indian, Alaska Native	0	0.00	0	0.00	0	0.00	0
Pacific Islander	0	0.00	4	100.00	0	0.00	4
Hispanic	80	15.84	425	84.16	0	0.00	505

Source: HUD IDIS Output, July 2019: 2011-2015 CHAS, as reported in

City of Lorain Consolidated Plan 2020-2014, Wade Trim

\* The four housing problems are the following: 1. Lacks complete kitchen facilities, 2. Lacks complete plumbing facilities, 3. More than one person per room, 4. Cost burden > 30%

**Table 21 Housing Problems for Households 50-80% of AMI**

Race/Ethnicity	Has one or more of four housing problems*		Has none of the four housing problems*		Household has no/negative income, but none of the other housing problems		All households
	Total	Pct.	Total	Pct.	Total	Pct.	Total
Lorain City as a whole	1,590	30.06	3,700	69.94	0	0.00	5,290
White	1,020	28.61	2,545	71.39	0	0.00	3,565
Black / African American	180	30.00	420	70.00	0	0.00	600
Asian	0	0.00	29	100.00	0	0.00	29
American Indian, Alaska Native	4	16.67	20	83.33	0	0.00	24
Pacific Islander	4	100.00	0	0.00	0	0.00	4
Hispanic	365	37.82	600	62.18	0	0.00	965

Source: HUD IDIS Output, July 2019: 2011-2015 CHAS, as reported in

City of Lorain Consolidated Plan 2020-2014, Wade Trim

\* The four housing problems are the following: 1. Lacks complete kitchen facilities, 2. Lacks complete plumbing facilities, 3. More than one person per room, 4. Cost burden > 30%

**Table 22 Housing Problems for Households 80-100% of AMI**

Race/Ethnicity	Has one or more of four housing problems*		Has none of the four housing problems*		Household has no/negative income, but none of the other housing problems		All households
	Total	Pct.	Total	Pct.	Total	Pct.	
Lorain City as a whole	235	10.13	2,085	89.87	0	0.00	2,320
White	84	5.72	1,385	94.28	0	0.00	1,469
Black / African American	10	4.26	225	95.74	0	0.00	235
Asian	0	0.00	0	0.00	0	0.00	0
American Indian, Alaska Native	0	0.00	0	0.00	0	0.00	0
Pacific Islander	0	0.00	0	0.00	0	0.00	0
Hispanic	145	24.37	450	75.63	0	0.00	595

Source: HUD IDIS Output, July 2019: 2011-2015 CHAS, as reported in

City of Lorain Consolidated Plan 2020-2014, Wade Trim

\* The four housing problems are the following: 1. Lacks complete kitchen facilities, 2. Lacks complete plumbing facilities, 3. More than one person per room, 4. Cost burden > 30%

As Tables 20, 21 and 22 show, the rate of housing problems greatly reduces as households fall into higher income levels. Households which are 30-50% of AMI, 50-80% of AMI, and 80-100% of AMI have an overall housing problem rate of 18%, 30% and 10% respectively. While Black households at the 50-80% and 80-100% AMI income levels roughly parallel the overall city levels, Black households in the 30-50% group have higher than Citywide levels of 30%. Hispanic households at the 30-50% AMI income level have a lower rate of housing problems at 16%, but higher in the 50-80% and 80-100% AMI levels, at 37.82% and 24% respectively.

#### H. Covid-19 effects

As of the date of this analysis, the Novel Coronavirus pandemic and its related disease, Covid-19, is still raging across the US, with growing evidence of disparate effects on people and households of color. While specific data on the impact in Lorain is not yet available, the

following trends are seen and are likely to affect housing choice disparately in Lorain's households.<sup>131415</sup>

**Inadequate data in low-income communities.** Research is showing that lower rates of data collection, testing and follow-up in low-income communities contributes to health impact disparities.

**Overcrowding and substandard housing conditions.** Populations of color are more likely to live in overcrowded and/or substandard housing conditions, leading to higher health impacts.

**Service-oriented employment.** People of color are more likely to be employed in service-oriented and manufacturing occupations which require them to work in person, with tasks that cannot be performed remotely, increasing their health risk, or forcing them to stop working if they become ill or are at high risk. Furthermore, many service-oriented and manufacturing jobs have been severely affected by covid-19 restrictions, such as the restaurant/hospitality industry, and manufacturing plants which cannot operate with social distancing in place, contributing to massive unemployment for households with little reserves.

**Difficulty paying for housing.** Due to loss of employment, many households are faced with defaulting on rent and mortgages, which will likely lead to higher incidences of eviction and foreclosure.

**Forced to use public transit.** A higher rate of lack of access to a car in households of color forces them to use crowded public transit for transportation, increasing their risk of exposure to the virus, and exposing others.

Suggested policy interventions to address the long term effects of Covid-19 on housing choice include:

- Financial support for tenants, landlords, banks and mortgage holders to prevent eviction, foreclosure and bankruptcy
- Improved data collection, analysis and reporting on health outcomes and housing information in communities of color

---

<sup>13</sup> For research on disparate health impacts of Covid-19, many of which are caused by overcrowding and housing conditions, see <https://www.cccnewyork.org/wp-content/uploads/2020/04/CCC-Testimony-COVID19-Impact-on-Communities-of-Color-4.30.20.pdf>

<sup>14</sup> For Federal response to disparate health impacts of Covid-19, see <https://www.hhs.gov/sites/default/files/hhs-fact-sheet-addressing-disparities-in-covid-19-impact-on-minorities.pdf>

<sup>15</sup> For a summary of disparate economic and housing impacts of Covid-19, see <https://www.urban.org/urban-wire/new-data-suggest-covid-19-widening-housing-disparities-race-and-income>

- Improved education, housing counseling, and tenant-landlord and bank-mortgage holder mediation

### III. REVIEW OF 2015-2019 ANALYSIS OF IMPEDIMENTS TO FAIR HOUSING

The City of Lorain's last Analysis of Impediments to Fair Housing was completed in August of 2017, covering the 2015-2019 time frame. This section summarizes the conclusions of that report, recommended actions, and followup actions taken.

#### A. Impediments Identified

The 2015-2019 Analysis of Impediments to Fair Housing report identified the following impediments:

1. Limited transportation among protected classes, limiting their choice of housing in relation to quality jobs
2. Language discrimination among those with limited English proficiency, leading to lack of knowledge about fair housing laws and their rights
3. Zoning discrimination in Lorain's zoning code as follows:
  - a. Limited places for accessible homes and group homes for the disabled
  - b. Outdated familial status definitions which effectively restrict housing choice based on familial status
  - c. Effective limits on available affordable housing and/or Section 8 vouchers for housing choice in quality neighborhoods: limited multi-family options are provided that would be suitable for renters; large lots and lower densities are required, forcing higher home values and lack of suitability for renters and lower income households; extensive subdivision regulations such as excessive sewer or infrastructure requirements, wetland restrictions which effectively force higher housing sale values
3. Lack of fair housing data.
4. Lack of fair housing awareness across the City.

#### B. Recommended Actions

The following actions were recommended in the 2015-2019 AI report in response to the identified impediments:

1. Improve transportation opportunities in type, frequency and reliability; explore new options to increase access to food, employment, etc.
2. Implement a language access plan, with special attention to Spanish speakers
3. Implement a complete review and updates to planning and zoning codes, with attention to: accessible homes; group homes; familial status definition; limits due to low density/large lots; additional non-essential requirements limiting cost and home size
4. Implement a testers program to assess Fair Housing status and establish better data
5. Continue to spread awareness of federal, state and local fair housing laws

38

City of Lorain, Ohio  
Status of Impediments to Fair Housing 2020/2021-2024/2025  
Final Report 9-15-20

### C. Actions taken

The following actions have been taken in the City of Lorain in response to the recommended actions:

#### 2015

- A form and procedure for fair housing complaints was established, including a Spanish bilingual form
- A complaint received in 2015 was resolved: The City of Lorain received a Fair Housing Complaint during 2015. This was the first internally processed complaint since the enactment of the Fair Housing Ordinance in 1977. The basis of the complaint was alleged familial status and sex (gender) discrimination. Upon conciliation all issues were resolved favorably, and the file was closed.
- A Fair Housing Conference was held in April of 2015. This Conference was done in collaboration with the City of Elyria Fair Housing Board, Lorain County Fair Housing Board, and the City of Oberlin. The conference was held at the Amy Levin Conference Center in Lorain, and it was free to the public. The themes that were discussed included: Understanding the Fair Housing Act, Protections as a Tenant or Landlord, The importance of Credit Scores, and information on how to file a Discrimination Complaint or Charge.
- The Fair Housing Coordinator and the City Department of Building/Housing/Planning collaborated with Mission Cristiana El Faro Disciples of Christ in a Christmas event
- The Home Accessibility Program was initiated. This is a grant program for homeowners up to \$1500 to improve accessibility to the home for mobility and other disabilities. Note that this program was discontinued due to lack of HOME funding.
- The following webinars and trainings were attended by the Fair Housing Coordinator:
  - "Expanding Opportunity: HUD's Affirmative Fair Housing Regulation" - Webinar, August 18, 2015 by HUD and the National Fair Housing Alliance.
  - "Steering, Schools and Segregation: Real Estate Sales Discrimination in the U.S." - Webinar, September 15, 2015 by the National Fair Housing Alliance.
  - "The Administration's New Fair Housing rule & Healthy Housing: Connections & Opportunities" - Webinar, September 2015 by the National Fair Housing Alliance.
  - "HUD at 50: History in the Making" - Webcast, September 17, 2015 by HUD.
  - "Fair Lending and Affirmatively . Furthering Fair Housing: Ensuring Access to Credit in the Fair Housing Planning Process" -Webinar, September 21, 2015 by the National Fair Housing Alliance.

#### 2016

- The City repealed a nuisance ordinance which penalized renters for being victims of domestic violence.
- The City worked with the Lorain Metropolitan Housing Agency (LMHA) to amend LMHA's Annual Plan to ensure that definition of familial status aligned with Federal Fair Housing Act and City of Lorain statutes.
- A Fair Housing Poster Contest was held, and Fair Housing Billboards were posted utilizing the winning poster. The Fair Housing Poster Contest gave the opportunity to students to develop their own work of art using the theme "Fair Housing Choice for Everyone." The Mayor and members of Council recognized the winner during the first City Council Meeting in April.

39

City of Lorain, Ohio  
Status of Impediments to Fair Housing 2020/2021-2024/2025  
Final Report 9-15-20

Additionally, the winner's poster was displayed as part of a Fair Housing Billboard in various locations throughout the City. This Contest was done in collaboration with the Lorain City School. For that reason, all Lorain City School students 4th to 8th grade received a copy of the Contest's flyer to take home. This helped with not only obtaining maximum participation but it also was a good tool in order to spread Fair Housing awareness to parents and family members. Due to these Billboards the number of calls regarding housing questions and concerns in general increased. The use of Fair Housing Billboards through the City, using the artwork from the Fair Housing Poster Winner, overall increased awareness of local Fair Housing resources available within the City of Lorain.

- A Fair Housing Testers program was designed, to be implemented in the upcoming 2020-2024 period.

#### **2017**

- The Analysis of Impediments to Fair Housing was completed and certified.
- A training was attended by the Fair Housing Coordinator:
  - "Fair Housing Accessibility Design and Construction Training" - Training at Ohio State University, July 11, 2017.

#### **2018**

- The City completed its Comprehensive Plan with attention to fair housing issues identified in the 2015-2019 Analysis report including transportation, and neighborhood revitalization.

#### **2019**

The City initiated review and update of its zoning ordinance with attention to fair housing issues identified in the 2015-2019 Analysis report.

#### **Ongoing (last 5 year period)**

- Information/referral services: Numerous calls are received on a weekly basis from residents who are seeking answers and solutions to their landlord/tenant concerns, fair housing issues, and general housing issues. Landlord/tenant issue calls are usually referred to entities that deal with those issues, such as Legal Aid among others. As needed, guidance and moderate mediation has been offered regarding these issues. If the call is in reference to a fair housing issue, further investigation is immediately initiated.
- The City performed advertising screening of local papers and internet ads, with regard to fair housing requirements and prohibitions against housing discrimination and segregation. In the future this will be a task of the Fair Housing Board.
- The City distributed flyers with fair housing information to key locations throughout the City including City offices, LMHA locations, social service agencies, and County offices
- The City referred inquiries to the Cleveland Legal Aid Society for assistance including fair housing assistance
- A lead program was initiated. This includes administration of a lead abatement grant in partnership with the Erie County Health Department. The City is also testing and fixing lead service lines throughout the city of Lorain as part of their waterline replacement program. Finally, a City staff person was trained in January 2020 to become a certified lead inspector.
- As part of the City's commitment to help with homeless issues, the Fair Housing Administrator attends the monthly meetings of the Lorain County Task Force for the Homeless as part of the

40



general membership. Through this participation, fair housing and information in general is shared with other participating agencies. Additionally, the City's Fair Housing Administrator participated in the Lorain County Homeless Stand Down for 2016 and 2017, as organized by the Homeless Task Force.

- The Fair Housing Board met regularly on a quarterly basis. Current areas of focus, when there are no complaints to be considered, are community outreach and education, collaboration with the Lorain Metropolitan Housing Agency and other community partners, and working with staff to implement action steps recommended in the Analysis of Impediments to Fair Housing.

#### IV. IMPEDIMENTS TO FAIR HOUSING 2020

This section presents the current status of fair housing complaints, the consolidated plan and citizen participation conducted for this analysis, and the City's current and recent work on its new Comprehensive Plan and Zoning Update. It then presents identified impediments to fair housing in the City of Lorain, in light of the data analysis and community input, and review of the past plan and actions taken.

##### A. Fair Housing Complaints

Table 23 lists the Fair Housing Complaints submitted to HUD within the City of Lorain during the period January 2010-July 2019. These were obtained through HUD via a Freedom of Information Act request (FOIA).<sup>16</sup>

A total of 32 complaints have been filed, 13 of them from 2015-2019. 15 of all complaints (47%) were found to have no cause. Of the remaining 17, 3 were withdrawn after resolution, 4 were charged or FHAP caused<sup>17</sup>, and 6 were resolved through conciliation and/or settlement. (13, or 40%). Two complaints, which occurred during 2019, were not yet listed as resolved as of August 2019. From 2015-2019, 2 were withdrawn after resolution, and one was resolved through conciliation and/or settlement.

<sup>16</sup> The FOIA web portal is available at: <https://hudpal.efoia-host.com/>

For more information on FOIA requests, see: [https://www.hud.gov/program\\_offices/administration/foia/requests](https://www.hud.gov/program_offices/administration/foia/requests)

For more information on Fair Housing Complaints, see:

[https://www.hud.gov/program\\_offices/fair\\_housing\\_equal\\_opp/complaint-process](https://www.hud.gov/program_offices/fair_housing_equal_opp/complaint-process)

<sup>17</sup> A Fair Housing Assistance Partner (FHAP) is an agency certified to respond to Fair Housing complaints under its own laws which are certified as Substantially Equivalent to the Fair Housing Act. Currently, the City of Lorain is not certified as a FHAP. For more information on FHAP, see

[https://www.hud.gov/program\\_offices/fair\\_housing\\_equal\\_opp/partners/FHAP](https://www.hud.gov/program_offices/fair_housing_equal_opp/partners/FHAP)

Of the 13 which were listed as FHAP caused, withdrawn after resolution, or resolved through conciliation/settlement (i.e. were not found to be no cause or dismissed), seven were submitted on a basis of familial status, two on the basis of race, six on the basis of disability, and two on the basis of sex. (These add up to more than twelve because of multiple bases for some complaints). The issues reported in this group included discriminatory advertisement for rentals; discriminatory refusal to rent; discriminatory terms, conditions, privileges or services related to rental; failure to make reasonable accommodations for disabilities; discrimination in the making of loans; and steering. The two unresolved cases from 2019 involved failure to make reasonable accommodations, discriminatory advertising, and discriminatory acts under Section 818 (coercion, etc).

An average of 3+ complaints have occurred per year through the ten years of this summary. It is evident that fair housing complaints are ongoing to the present in Lorain, and that the complaint process results in resolution and conciliation where appropriate. Ongoing education and information dissemination will continue to encourage Lorain residents to be aware of fair housing discrimination and to file complaints when warranted.



**Table 23 Fair Housing Complaints in the City of Lorain, 2010-July 2019**

HUD Case No.	HUD filing date	Bases	Issues	Completion Disposition
51004818	3/8/10	Race, Disability, Retaliation	Discriminatory Refusal to Rent	No cause
51011588	6/2/10	National Origin	Otherwise Deny or make housing unavailable	No cause
51014658	7/22/10	Race, Sex	Discriminatory Refusal to Rent	Complaint withdrawn by complainant without resolution
51108968	10/26/10	Sex, Retaliation	Discriminatory terms, conditions, privileges, or services and facilities	No cause
51116188	8/19/11	Disability	Failure to make reasonable accommodation	Withdrawn after resolution
51208888	5/24/12	Familial status	Discriminatory advertisement - rental	Conciliation/Settlement
51208898	5/24/12	Familial status	Discriminatory advertisement - rental	Charged or FHAP caused
51209808	6/8/12	Religion	Discriminatory advertisement - rental	Dismissed for lack of jurisdiction
51307428	4/6/13	Disability	Discriminatory terms, conditions, privileges, or services and facilities; failure to make reasonable accommodation	Charged or FHAP caused
51309958	4/8/13	Disability	Failure to make reasonable accommodation	No cause
51309948	4/25/13	Disability	Failure to make reasonable accommodation	No cause
51308258	5/15/13	Race, Sex, Disability	Discrimination in terms/conditions for making loans	No cause
51313028	8/23/13	Familial status	Discriminatory advertising, statements and notices	Conciliation/Settlement
51315328	9/16/13	Familial status	Discriminatory advertising, statements and notices	Conciliation/Settlement
51402608	12/17/13	Race, Retaliation	Discriminatory refusal to rent; discriminatory terms, conditions, privileges, or services and facilities; Discriminatory acts under section 818 (coercion, etc)	No cause
51404098	1/22/14	Familial status	Discriminatory advertisement - rental; Discrimination in terms/conditions/privileges relating to rental	Charged or FHAP caused
51404128	1/22/14	Familial status	Discriminatory advertisement - rental; Discrimination in terms/conditions/privileges relating to rental	Conciliation/Settlement
51411138	4/22/14	Race, Disability	Discrimination in making of loans	Conciliation/Settlement
51501228	11/4/14	Disability, Familial status	Discriminatory refusal to rent; discrimination in terms/conditions/privileges relating to rental; steering; failure to make reasonable accommodation	Charged or FHAP caused
51506068	1/23/15	Retaliation	Discriminatory terms, conditions, privileges, or services and facilities	No cause
51511488	7/2/15	Race, Sex, Familial status	Otherwise Deny or make housing unavailable	No cause
51512638	7/24/15	Race, Sex, Familial status	Discriminatory terms, conditions, privileges, or services and facilities	No cause
51643318	2/11/16	Disability	Discriminatory refusal to rent; discriminatory terms, conditions, privileges, or services and facilities	Withdrawn after resolution
51772538	11/18/16	Race	Discriminatory refusal to rent; discriminatory advertising, statements and notices	No cause
51722308	12/28/16	Race	Discriminatory refusal to rent; discriminatory terms, conditions, privileges, or services and facilities relating to rental	No cause
51787188	12/28/16	Race	Discrimination in terms/conditions/privileges relating to rental	No cause
51768768	1/25/17	Disability	Failure to make reasonable accommodation	Withdrawn after resolution
51815278	10/23/17	Sex	Discriminatory refusal to rent; discriminatory terms, conditions, privileges, or services and facilities relating to rental	No cause
51823178	5/2/18	Disability	Failure to make reasonable accommodation	No cause
51943998	2/12/19	Sex	Discriminatory refusal to rent; discriminatory terms, conditions, privileges, or services and facilities relating to rental	Conciliation/Settlement
51959358	7/22/19	Race, Disability, Retaliation	Failure to make reasonable accommodation	--
51962598	7/31/19	Sex	Discriminatory advertising, statements and notices; Discriminatory acts under Section 818 (coercion, etc)	--

Source: US Dept of Housing and Urban Development (HUD)

Key:

Resolution/conciliation/settlement/Charge  
Pending as of 8/1/2019

## B. Citizen Participation

Citizen participation with regard to Fair Housing was implemented as part of the 2020-2024 Consolidated Plan process. Questions and discussion regarding housing and Fair Housing were included in the community survey. In addition, issues were raised in the three public hearing on the Consolidated Plan, held in March, April and May of 2020, which have bearing on Fair Housing.<sup>18</sup>

A community survey was available via online platform and hard copy from October 14, 2019 through December 18, 2019. A total of 84 respondents, 71% of whom were residents, participated in the survey.

Questions (and responses) related to Fair Housing included:

- Please rate the need for the following social/service activities from low to high priority (Fair Housing) – 39 respondents, or 48%, ranked Fair Housing as high priority
- Before taking this survey, were you aware of Fair Housing Laws? (12/14.5% not aware; 48/58% somewhat aware; 21/25% very aware.)
- Have you ever experienced discrimination in housing? 6% yes (7), 72% no, 8% not sure, 6% know someone who has
- If you answered “yes, I have”, please explain (mostly related to race and familial status).
- If you answered “yes”, when did this occur? (2 in the last 5 years, 5 more than 5 years ago).
- If you answered “yes” on question 12, on what protected group basis do you believe this discrimination occurred? (could check more than one)(5/55% race; 1/11% color; 1/11% source of income; 2/22% not applicable)
- If you answered “yes”, which of the following activities were involved? (1/housing provider refuses to rent or deal with a person; 1/housing provider falsely denies that housing was available; 1/ real estate agent encouraged buyer to work with unethical mortgage company; 1/property owners told buyer not to look in a certain neighborhood; 1/real estate agent accepted second offer rather than buyer’s; 2/not applicable).
- If you answered “yes”, what did you do about the incident? (1/did not report – did not know it was illegal; 3/did not report – too much trouble; 1/did not report – did not believe it would make a difference; 1/ it was a nationwide problem; 4/not applicable

Important information to be noted are that 72.5% of respondents were unaware of Fair Housing or only somewhat aware; 12% either have experienced discrimination in housing or know someone who has; and that most people who did experience fair housing discrimination did not report it, either because they didn’t know it was illegal, or because they did not feel it would be effective or would make a difference. Fair Housing violations do continue, especially among rental properties, realtors and advertisers. Information and education is needed about

<sup>18</sup> For detailed information, see the City of Lorain Consolidated Plan, 2020/2021-2024/2025, June 2020.

fair housing laws regarding all of the protected classes. In addition, attention to discrimination on the basis of source of income and source of payments (i.e. Section 8 vouchers) would be helpful.

### C. Fair Housing and the Comprehensive Plan

In 2017, the City of Lorain completed its new comprehensive plan. The plan incorporates recommendations of the previous Analysis of Impediments to Fair Housing, and identifies priorities that have bearing on Fair Housing in the City.

The Comprehensive Plan identified stabilizing neighborhoods as a priority for the City. Specific strategies included dilapidated housing demolition, improvement of roads and sidewalks, and strengthening neighborhood businesses. Residents wanted to see their own neighborhoods improved, with rehabilitation of vacant properties, construction of new infill housing, and improved code enforcement.

In addition, public transit and park improvements were prioritized in order to increase the quality of life in Lorain's neighborhoods. Public transit is especially important as it was identified as an impediment to Fair Housing in the previous Analysis of Impediments to Fair Housing.

All of these recommendations will help to improve housing choice for all residents of the City, including protected classes, especially in predominantly Black and Hispanic neighborhoods.

### D. Fair Housing and Zoning

As noted above, the previous Analysis of Impediments to Fair Housing identified specific recommended improvements to the City's Zoning Code. These included providing more opportunities for accessible homes, and group homes for the disabled; updating the familial status definition to allow more opportunity for housing based on familial status; providing more opportunities for affordable housing; and providing more opportunities for neighborhoods with smaller lots and smaller homes which could therefore be lower cost. The AI also cites "excessive subdivision regulation and infrastructure requirements"; however many of these requirements are driven by federal law (such as stormwater regulations and wetlands regulations) and are not opportunities for change.

A review of the existing zoning code shows that group homes for 8 or fewer residents have been available in all single family districts since 1993 without restriction, and group homes for 9-16 residents have been available in multi-family districts with some site plan review. The zoning map does appear to have limited multi-family areas.

45

City of Lorain, Ohio  
Status of Impediments to Fair Housing 2020/2021-2024/2025  
Final Report 9-15-20

Over the past year, the City has proceeded on a comprehensive zoning and planning code update. (The City's Fair Housing ordinance is within the Administrative Code and has not been changed). Key elements of the zoning update with implications for Fair Housing include Much greater flexibility for uses common to today's lifestyles, such as accessory dwelling units, home based businesses, home based childcare, child and adult daycare, dwelling units above a business. These newly allowed uses, even if conditional, will provide greater flexibility and choice for residents in finding housing that suits their family needs, and allowing them to work and live in the same location.

A review of the proposed draft zoning map shows a larger percentage of areas designated for higher density and mixed-use development. This should make more walkable housing available in a variety of neighborhoods over time.

#### **E. Fair Housing and Source of Income Discrimination**

An area of discrimination which is not specifically identified in HUD's fair housing criteria, but which directly affects fair housing choice, is discrimination by landlords in rejecting housing applicants who will use Housing Choice Vouchers (HCV, formerly known as Section 8) to help pay their rent. This is sometimes known as "source of income" discrimination. While they are not specifically a protected class as defined by HUD, rejection of HCV voucher holders by landlords effectively limits the housing choice of low income voucher holders. In recent years, some communities have chosen to adopt fair housing regulations which specifically prohibit discrimination in advertising and tenant selection based on source of income.<sup>19</sup>

Tables 24 and 25 summarize single family homes and apartments that were advertised for rent in the City of Lorain on various web sites during March, 2020<sup>20</sup>. As shown, only 53% of single family homes, and 42% of apartments, were advertised as accepting Housing Choice Vouchers. While advertisements for the others did not specifically state that HCV were not accepted, it is likely that this issue is active in the City. The status of this concern could be determined via Fair Housing testing.

<sup>19</sup> One such community is South Euclid, Ohio. For more information see South Euclid Fact Sheet for Landlords, <https://www.cityofsoutheuclid.com/wp-content/uploads/2019/11/FINAL-SOI-Landlord-Fact-Sheet.pdf>. Additional Ohio communities include Wickliffe, University Heights, and Warrensville Heights. See also Bell, Alison et al, Prohibiting Discrimination Against Renters Using Housing Vouchers Improves Results, Center on Budget and Policy Priorities, December 20, 2018; accessible at: [https://www.cbpp.org/research/housing/prohibiting-discrimination-against-renters-using-housing-vouchers-improves-results#\\_ftn4](https://www.cbpp.org/research/housing/prohibiting-discrimination-against-renters-using-housing-vouchers-improves-results#_ftn4)

<sup>20</sup> Rental web sites checked included: Zillow.com, apartments.com, rents.com, affordablehousingonline.com, publichousing.com, lowincomehousing.us, housingapartments.org, seniorhousingnet.com, affordablesearch.com.

**Table 24 Single Family Homes Advertised for Rent, City of Lorain, March 2020**

Ward	No. of Bedrooms	No. of Units	Rent Minimum	Rent Maximum	Average Rent/Month	Advertised as Accepting HCV (Section 8)	% Advertised as Accepting HCV
1	All	4	700	1200	\$ 880	0	0%
	3	3	700	1200	\$ 875		0%
	4	1	895	895	\$ 895		0%
2	All	7	500	1000	\$ 774	7	100%
	2	2	500	675	\$ 588	2	100%
	3	4	795	850	\$ 811	4	100%
	4	1	1000	1000	\$ 1,000	1	100%
3	All	3	750	975	\$ 900		0%
	2	1	750	750	\$ 750		0%
	3	2	975	975	\$ 975		0%
4	All	2	1095	1395	\$ 1,245	1	50%
	3	2	1095	1395	\$ 1,245	1	50%
5	All	5	700	1100	\$ 849	2	40%
	2	2	700	700	\$ 700		0%
	3	1	750	750	\$ 750		0%
	5	2	995	1100	\$ 1,048	2	100%
6	All	5	720	1075	\$ 834	3	60%
	2	1	720	720	\$ 720	1	100%
	3	1	825	825	\$ 825	1	100%
	4	2	750	800	\$ 775		0%
	5	1	1075	1075	\$ 1,075	1	100%
7	All	5	600	1995	\$ 1,084	4	80%
	1	1	600	600	\$ 600	1	100%
	3	3	750	1995	\$ 1,240	2	67%
	4	1	1100	1100	\$ 1,100	1	100%
8	All	1	950	950	\$ 950		0%
	3	1	950	950	\$ 950		0%
Citywide	All	32	500	1995	\$ 904	17	53%



**Table 25 Apartments Advertised for Rent, City of Lorain, March 2020**

Ward	No. Bedrooms	Min Rent	Max Rent	No. of Units	Average Rent Per Month	No. Advertised as Accepting HCV (Section 8)	Percent Advertised as Accepting HCV
1	All	\$ 550	\$ 725	13	\$ 709	4	31%
	1	\$ 550	\$ 725	2	\$ 638	1	50%
	2	\$ 625	\$ 725	6	\$ 721	2	33%
	3	\$ 595	\$ 725	5	\$ 724	1	20%
2	All	\$ 465	\$ 725	13	\$ 697	10	77%
	1	\$ 465	\$ 725	4	\$ 660	3	75%
	2	\$ 625	\$ 725	5	\$ 705	4	80%
	3	\$ 725	\$ 725	2	\$ 725	1	50%
	4	\$ 725	\$ 725	1	\$ 725	1	100%
	6	\$ 725	\$ 725	1	\$ 725	1	100%
3	All	\$ 425	\$ 725	21	\$ 668	14	67%
	1	\$ 425	\$ 725	5	\$ 600	2	40%
	2	\$ 495	\$ 725	9	\$ 662	5	56%
	3	\$ 725	\$ 725	7	\$ 725	7	100%
4	All	\$ 425	\$ 750	11	\$ 573	1	9%
	0	\$ 475	\$ 495	1	\$ 485		0%
	1	\$ 425	\$ 725	6	\$ 553	1	17%
	2	\$ 550	\$ 750	4	\$ 623		0%
5	All	\$ 550	\$ 775	9	\$ 694	3	33%
	1	\$ 550	\$ 550	1	\$ 550		0%
	2	\$ 625	\$ 725	3	\$ 675	1	33%
	3	\$ 725	\$ 775	4	\$ 738	2	50%
	5	\$ 725	\$ 725	1	\$ 725		0%
6	All	\$ 495	\$ 725	5	\$ 679	2	40%
	0	\$ 495	\$ 495	1	\$ 495		0%
	1	\$ 725	\$ 725	1	\$ 725	1	100%
	2	\$ 725	\$ 725	1	\$ 725		0%
	3	\$ 725	\$ 725	2	\$ 725	1	50%
7	All	\$ 495	\$ 850	8	\$ 681	1	13%
	1	\$ 495	\$ 550	1	\$ 523		0%
	2	\$ 595	\$ 725	5	\$ 667		0%
	3	\$ 725	\$ 850	2	\$ 788	1	50%
8	All	\$ 1,030	\$ 1,185	3	\$ 1,110		0%
	1	\$ 1,030	\$ 1,055	2	\$ 1,043		0%
	2	\$ 1,170	\$ 1,185	1	\$ 1,178		0%
Grand Total		\$ 425	\$ 1,185	83	\$ 682	35	42%

Source: Online research by CCPD

#### F. Fair Housing and the Lorain Consolidated Plan

The City of Lorain's Consolidated Plan of 2020-2024, prepared in May of 2020, addressed housing concerns among other community development topics.

Fair Housing education was identified in the strategic plan section of the Consolidated Plan as a high priority community wide. In addition, ongoing needs were identified that have an impact on housing choice for all residents of the City because the needs are concentrated in neighborhoods that are predominantly Black or Hispanic. These recommendations include road improvements, elimination of slum and blight, continuation of housing rehabilitation programs, and provision of new housing. The lower quality of housing in low-income Black and Hispanic-predominant neighborhoods calls for ongoing work on housing rehabilitation, and construction of new housing that is affordable, in order to provide a decent home for all residents of the City.

#### G. Fair Housing and the Lorain Metropolitan Housing Agency (LMHA) Planning

The LMHA completed an updated annual plan in July of 2019. A draft for 2020/2021 year is in progress.<sup>21</sup> There are three areas of LMHA planning that intersect with Fair Housing: 1) policies related to Fair Housing specifically; 2) determination of eligibility of persons for LMHA programs including public housing, Housing Choice Vouchers, and others; and 3) decisions on locations of new LMHA housing.

Policy related to the first two are located in LMHA's Admissions and Continued Occupation Policy for Public Housing (ACOP), last updated in July of 2019<sup>22</sup>. The third relates to long term capital decisions made by LMHA regarding new housing and where it is located.

Policies relating to Fair Housing specifically are located in the eligibility policies for LMHA's housing programs. They address LMHA's fair housing obligations for non-discrimination under federal regulations; providing reasonable accommodations to persons with disabilities; and meeting the public housing needs of eligible persons who have limited English proficiency.

---

<sup>21</sup> For the current plan, See Lorain Metropolitan Housing Authority, Annual Plan, January 2020, accessed here: [http://www.lmha.org/\\_CE/pagecontent/Documents/Annual%20Plan%20Lorain%20MHA%207.1.2019.pdf](http://www.lmha.org/_CE/pagecontent/Documents/Annual%20Plan%20Lorain%20MHA%207.1.2019.pdf)

<sup>22</sup> See the Lorain Metropolitan Housing Authority Policy Page, accessed here: <http://www.lmha.org/about-lmha/lmha-policies/> For the Public Housing Admissions and Continued Occupation Policy (ACOP), updated July 2019, access here: [http://www.lmha.org/\\_CE/pagecontent/Documents/Public%20Housing%20ACOP%20Lorain%20MHA%207.1.2019.pdf](http://www.lmha.org/_CE/pagecontent/Documents/Public%20Housing%20ACOP%20Lorain%20MHA%207.1.2019.pdf)

Policies related to eligibility are also located in the eligibility policies. They particularly pertain to the definition of family. LMHA has updated their familial status definition to be very broad, essentially defining a family to be any group of persons who effectively operate as a household. See the ACOP Chapter 3 for an example.

Long-term capital decisions affect the location of public housing and Section 8 project-based housing, and rehabilitation of existing housing. As noted in Figure 13 and Table 15 above, LMHA housing is generally located throughout the City, with the exception of Wards 8 and 4, which lack public housing. LMHA pursues an aggressive program of maintaining their housing units, and according to the Annual Plan, none of LMHA's housing is rated as substandard.<sup>23</sup>

#### H. Identified Impediments to Fair Housing, and Recommended Action Steps

**Public Transportation.** As noted in Figure 12 above, access to public transportation is severely limited in Lorain's neighborhoods. In low-income neighborhoods where many residents do not have access to a car, this can effectively limit their access to jobs, school, and community amenities, and force long travel times. The situation is made even more difficult for seniors and persons with disabilities who may not drive a car. It is recommended that the City continue to work with Lorain County Public Transit, and major employers, to identify ways that transit can be provided, and key jobs-housing connections can be made.

**Source of Income Discrimination Policy.** Even when decent, affordable housing is available, source of income discrimination limits housing choice for Housing Choice Voucher holders, preventing them from living in choice neighborhoods. It is recommended that the City consider adopting an amendment to the Fair Housing ordinance prohibiting Source of Income discrimination.

**Availability of Affordable Housing.** The availability of affordable housing was identified in the past Analysis of Impediments to Fair Housing as an impediment limiting housing choice in the City. The City has made great strides in prioritizing neighborhood stabilization, and improving flexibility for housing choice and affordable and accessible housing location through its Comprehensive Plan and Zoning Code update. Current new housing projects in the pipeline will continue this trend by providing additional affordable housing in locations throughout the City. The City should continue to work with local LIHTC developers to encourage a wide range of decent, affordable housing is available throughout the City.

**Housing Rehabilitation and Blight Removal.** Demolition of blighted and abandoned housing, and rehabilitation of existing housing in poor condition, has been identified by the community as a priority to improve the quality of housing and neighborhoods in the City. This is especially

---

<sup>23</sup> See LMHA Annual Plan, January 2020, link above.



important in lower-income neighborhoods which have been hardest hit by decades-old trends of housing abandonment, deferred maintenance, absentee landlords, and property disrepair.

**Availability of Fair Housing Data.** As noted in the previous Analysis of Impediments to Fair Housing, improved fair housing data will help the City to assess the nature of fair housing impediments and design appropriate action steps to address them. Key to collection of data is implementing a program of Fair Housing testing. Additional key data sources include regular scans of advertisements, and regular review of benchmark data sources such as the Housing Mortgage Act data source.

**Information, Education and Outreach.** Fair Housing Education and outreach makes a difference in enabling residents to take action when they experience discrimination. The community survey indicated that the majority of respondents are unfamiliar with Fair Housing Laws; and that even when they do experience discrimination, they are not confident that reporting it will be convenient and will have any effect. With a large population of Spanish speakers, ensuring good communication is an important issue for the City.

The City should continue to provide Fair Housing Education through multiple channels including flyers, workshops and training, and outreach to families through schools and faith groups, outreach to special populations through social service agencies, and public advertising such as billboards and public service announcements. Special attention should be paid to providing Spanish language information and outreach to limited English speakers whose primary language is Spanish. Additional language assistance may be needed in other languages as appropriate. Furthermore, the convenience of the process for reporting, and the positive results that come from reporting, should be included in information and education. Person-to-person outreach may be accomplished by providing training to providers of social services and faith-based services.

**Informed City staff.** Since the last plan, the City has engaged a new Fair Housing Coordinator and is in the process of advertising and hiring a new director for the Department of Building, Housing and Planning. It is recommended that these individuals be provided with opportunities for training, education and networking on Fair Housing Law and best practices on an ongoing basis.

## VI. CERTIFICATION

The certifications on the following pages were provided by the City for the Consolidated Plan dated 2020/2021-2024/2025.

City of Lorain, Ohio  
Status of Impediments to Fair Housing 2020/2021-2024/2025  
Final Report 9-15-20

52

## CERTIFICATIONS

In accordance with the applicable statutes and the regulations governing the consolidated plan regulations, the jurisdiction certifies that:

**Affirmatively Further Fair Housing** --The jurisdiction will affirmatively further fair housing.

**Uniform Relocation Act and Anti-displacement and Relocation Plan** -- It will comply with the acquisition and relocation requirements of the Uniform Relocation Assistance and Real Property Acquisition Policies Act of 1970, as amended, (42 U.S.C. 4601-4655) and implementing regulations at 49 CFR Part 24. It has in effect and is following a residential anti-displacement and relocation assistance plan required under 24 CFR Part 42 in connection with any activity assisted with funding under the Community Development Block Grant or HOME programs.



**Anti-Lobbying** --To the best of the jurisdiction's knowledge and belief:

1. No Federal appropriated funds have been paid or will be paid, by or on behalf of it, to any person for influencing or attempting to influence an officer or employee of any agency, a Member of Congress, an officer or employee of Congress, or an employee of a Member of Congress in connection with the awarding of any Federal contract, the making of any Federal grant, the making of any Federal loan, the entering into of any cooperative agreement, and the extension, continuation, renewal, amendment, or modification of any Federal contract, grant, loan, or cooperative agreement;
2. If any funds other than Federal appropriated funds have been paid or will be paid to any person for influencing or attempting to influence an officer or employee of any agency, a Member of Congress, an officer or employee of Congress, or an employee of a Member of Congress in connection with this Federal contract, grant, loan, or cooperative agreement, it will complete and submit Standard Form-L.L.L., "Disclosure Form to Report Lobbying," in accordance with its instructions; and
3. It will require that the language of paragraph 1 and 2 of this anti-lobbying certification be included in the award documents for all subawards at all tiers (including subcontracts, subgrants, and contracts under grants, loans, and cooperative agreements) and that all subrecipients shall certify and disclose accordingly.

**Authority of Jurisdiction** --The consolidated plan is authorized under State and local law (as applicable) and the jurisdiction possesses the legal authority to carry out the programs for which it is seeking funding, in accordance with applicable HUD regulations.

**Consistency with plan** --The housing activities to be undertaken with Community Development Block Grant, HOME, Emergency Solutions Grant, and Housing Opportunities for Persons With AIDS funds are consistent with the strategic plan in the jurisdiction's consolidated plan.

**Section 3** -- It will comply with section 3 of the Housing and Urban Development Act of 1968 (12 U.S.C. 1701a) and implementing regulations at 24 CFR Part 135.

  
Signature of Authorized Official  
  
Title

5/26/2020  
Date

#### Specific Community Development Block Grant Certifications

The Entitlement Community certifies that:

**Citizen Participation** -- It is in full compliance and following a detailed citizen participation plan that satisfies the requirements of 24 CFR 91.105.

**Community Development Plan** -- Its consolidated plan identifies community development and housing needs and specifies both short-term and long-term community development objectives that have been developed in accordance with the primary objective of the CDBG program (i.e., the development of viable urban communities, by providing decent housing and expanding economic opportunities, primarily for persons of low and moderate income) and requirements of 24 CFR Parts 91 and 570.

**Following a Plan** -- It is following a current consolidated plan that has been approved by HUD.

**Use of Funds** -- It has complied with the following criteria:

1. **Maximum Feasible Priority.** With respect to activities expected to be assisted with CDBG funds, it has developed its Action Plan so as to give maximum feasible priority to activities which benefit low- and moderate-income families or aid in the prevention or elimination of slums or blight. The Action Plan may also include CDBG-assisted activities which the grantee certifies are designed to meet other community development needs having particular urgency because existing conditions pose a serious and immediate threat to the health or welfare of the community, and other financial resources are not available (see Optional CDBG Certification).

2. **Overall Benefit.** The aggregate use of CDBG funds, including Section 108 guaranteed loans, during program year(s) \_\_\_\_\_ [a period specified by the grantee of one, two, or three specific consecutive program years], shall principally benefit persons of low and moderate income in a manner that ensures that at least 70 percent of the amount is expended for activities that benefit such persons during the designated period.

3. **Special Assessments.** It will not attempt to recover any capital costs of public improvements assisted with CDBG funds, including Section 108 loan guaranteed funds, by assessing any amount against properties owned and occupied by persons of low and moderate income, including any fee charged or assessment made as a condition of obtaining access to such public improvements.

However, if CDBG funds are used to pay the proportion of a fee or assessment that relates to the capital costs of public improvements (assisted in part with CDBG funds) financed from other revenue sources, an assessment or charge may be made against the property with respect to the public improvements financed by a source other than CDBG funds.

In addition, in the case of properties owned and occupied by moderate-income (not low-income) families, an assessment or charge may be made against the property for public improvements financed by a source other than CDBG funds if the jurisdiction certifies that it lacks CDBG funds to cover the assessment.

**Excessive Force** -- It has adopted and is enforcing:

1. A policy prohibiting the use of excessive force by law enforcement agencies within its jurisdiction against any individuals engaged in non-violent civil rights demonstrations; and
2. A policy of enforcing applicable State and local laws against physically barring entrance to or exit from a facility or location which is the subject of such non-violent civil rights demonstrations within its jurisdiction.

**Compliance with Anti-discrimination laws** -- The grant will be conducted and administered in conformity with title VI of the Civil Rights Act of 1964 (42 U.S.C. 2000d) and the Fair Housing Act (42 U.S.C. 3601-3619) and implementing regulations.

**Lead-Based Paint** -- Its activities concerning lead-based paint will comply with the requirements of 24 CFR Part 35, Subparts A, B, J, K and R.

**Compliance with Laws** -- It will comply with applicable laws.

  
Signature of Authorized Official  
Mayor  
Title

5/26/2020  
Date

**OPTIONAL Community Development Block Grant Certification**

Submit the following certification only when one or more of the activities in the action plan are designed to meet other community development needs having particular urgency as specified in 24 CFR 570.208(c):

The grantee hereby certifies that the Annual Plan includes one or more specifically identified CDBG-assisted activities which are designed to meet other community development needs having particular urgency because existing conditions pose a serious and immediate threat to the health or welfare of the community and other financial resources are not available to meet such needs.

  
Signature of Authorized Official  
Mayor  
Title

5/26/2020  
Date

City of Lorain, Ohio  
Status of Impediments to Fair Housing 2020/2021-2024/2025  
Final Report 9-15-20

57

## VII. APPENDIX

The tables on the following pages supplement the information in the report, as referenced in the report text.

City of Lorain, Ohio  
Status of Impediments to Fair Housing 2020/2021-2024/2025  
Final Report 9-15-20

58



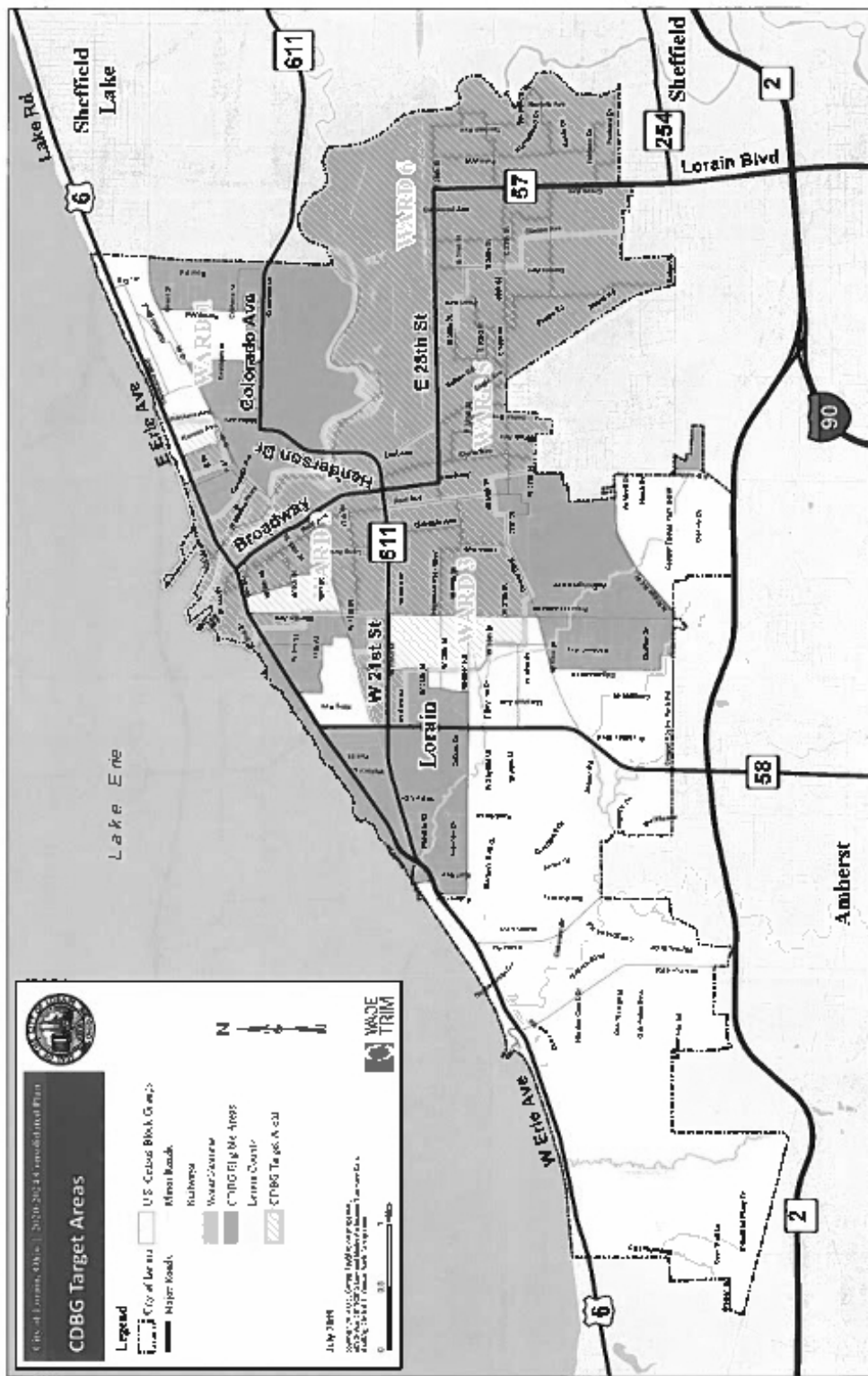
# APPENDIX A – DETAILED POPULATION CHARACTERISTICS BY BLOCK GROUP

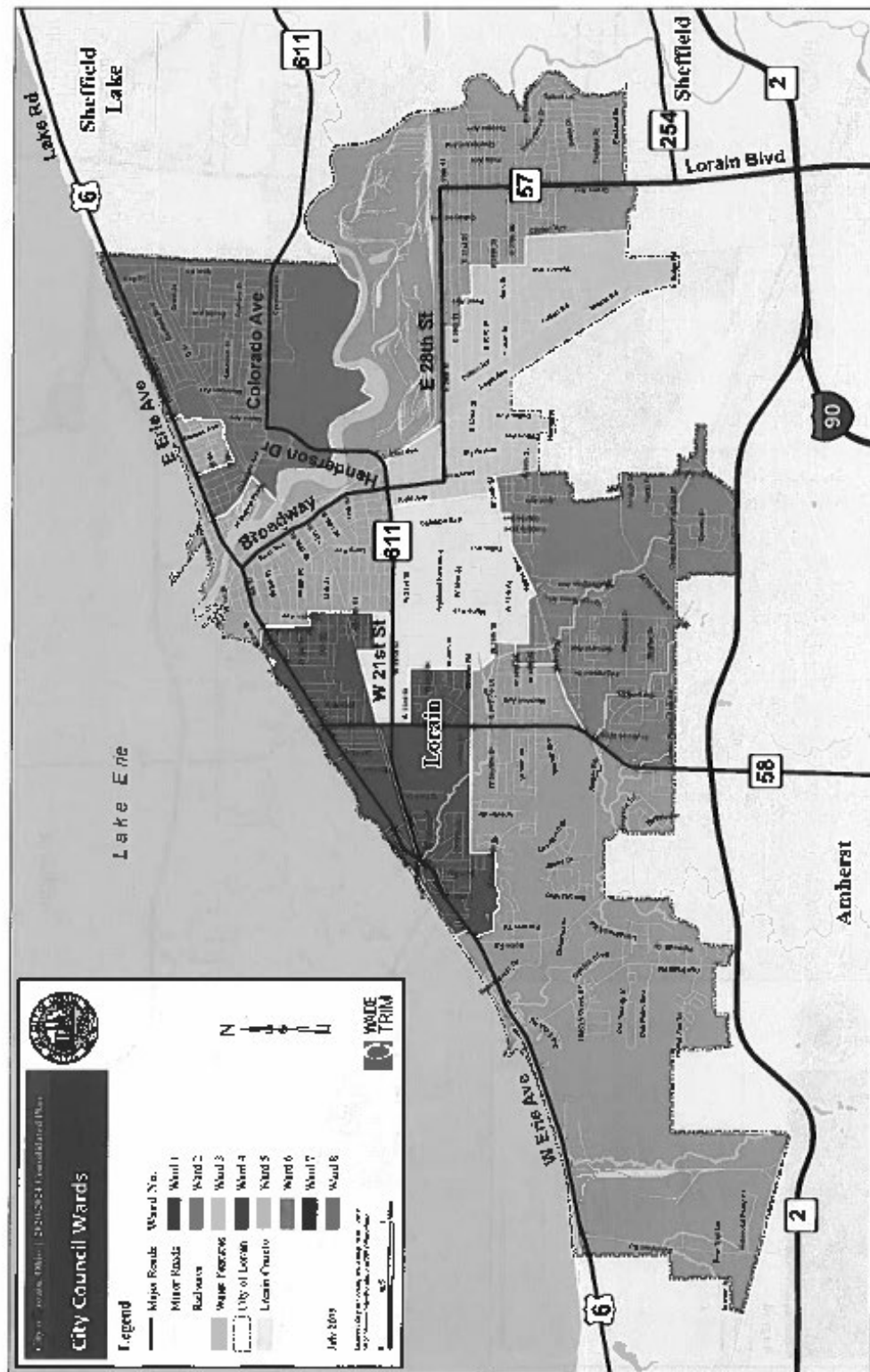
Block Group	Pct. Population Ages 65+	Pct. Households in which at least one person has a disability	Pct. Population that is Black	Pct. Population that is Native American / Alaskan	Pct. Population that is Hispanic	Pct. Population over age 4 that is not Proficient in English
390930221001	19.3	23.9	0.0	0.0	9.5	0.0
390930221002	10.9	36.6	0.0	0.0	9.0	0.0
390930221003	22.7	23.8	3.0	0.0	13.8	0.0
390930222001	18.8	20.2	3.9	0.0	30.1	0.0
390930222002	7.1	32.1	6.2	0.1	44.7	0.0
390930222003	9.3	38.1	13.8	0.0	15.9	0.0
390930224001	12.9	53.0	30.3	0.0	16.2	0.8
390930224002	5.0	61.7	51.7	0.0	21.0	7.4
390930224003	7.8	34.3	33.5	0.0	27.3	0.7
390930224004	17.3	31.3	2.5	0.0	26.5	0.9
390930225001	21.8	31.6	0.0	0.0	15.8	2.5
390930225002	14.5	23.1	8.8	0.0	25.2	0.0
390930226011	18.2	30.7	18.6	0.0	24.0	0.4
390930226012	27.0	49.4	31.7	0.0	28.8	5.7
390930228001	7.4	42.7	39.9	0.1	4.0	0.0
390930228002	16.1	28.1	28.1	0.0	26.7	3.2
390930228003	31.4	50.2	17.3	0.0	24.0	7.6
390930228004	11.6	42.7	43.2	0.0	33.6	5.3
390930230001	24.8	49.4	30.0	0.0	17.0	0.0
390930230002	19.6	15.0	2.5	0.0	15.1	4.5
390930230003	4.0	29.0	13.8	0.0	27.3	1.1
390930230004	14.2	50.6	1.7	0.1	40.4	2.9
390930231001	9.3	28.9	22.3	0.0	69.7	14.1
390930231002	11.9	58.0	19.1	0.0	65.4	12.3
390930231003	9.7	42.5	7.5	0.0	72.0	6.1
390930232001	9.9	32.6	23.2	0.0	44.6	2.6
390930232002	9.8	16.6	26.1	0.0	41.9	7.3
390930232003	17.4	27.9	18.1	0.0	37.1	4.6
390930232004	6.5	28.1	21.1	0.0	66.0	0.0
390930233001	7.9	49.7	18.0	0.0	31.7	1.3
390930233002	9.4	33.3	19.3	0.1	40.3	0.9
390930234001	34.6	35.0	3.1	0.0	35.0	4.2
390930234002	30.3	39.3	16.8	0.0	12.3	0.0

Block Group	Pct. Population Ages 65+	Pct. Households in which at least one person has a disability	Pct. Population that is Black	Pct. Population that is Native American / Alaskan	Pct. Population that is Hispanic	Pct. Population over age 4 that is not Proficient in English
390930234003	29.7	21.1	1.8	0.0	39.5	2.9
390930235001	14.6	32.8	17.5	0.0	31.4	0.2
390930235002	29.8	39.1	9.1	0.0	15.9	2.9
390930236001	13.2	34.5	14.2	0.0	49.2	1.4
390930236002	7.4	20.0	14.0	0.0	63.0	6.4
390930236003	21.8	43.7	12.5	0.1	49.3	19.2
390930237001	17.7	50.0	34.8	0.0	60.2	0.0
390930237002	17.2	31.9	19.1	0.0	30.0	2.7
390930237003	33.5	48.4	17.8	0.0	29.2	1.8
390930237004	15.0	31.6	26.1	0.0	21.6	4.5
390930238001	20.3	38.2	4.3	0.0	34.0	4.8
390930239001	11.7	34.3	1.1	0.0	16.8	0.0
390930239002	18.2	55.7	62.1	0.0	25.8	1.3
390930240001	14.3	28.9	10.9	0.0	19.8	3.3
390930241001	18.6	35.4	17.8	0.0	22.4	0.6
390930241002	27.5	31.6	4.8	0.0	12.1	1.1
390930242001	14.2	25.9	3.3	0.0	9.5	1.0
390930242002	15.4	27.9	29.3	0.0	40.4	9.4
390930281001	19.2	30.8	6.4	0.0	6.5	0.0
390930301002	30.2	34.7	0.0	0.0	4.1	0.0
390930502001	28.4	43.6	1.6	0.0	3.4	0.0
390930503002	12.4	24.1	0.0	0.0	0.0	0.0
390930702001	22.7	33.3	1.0	0.0	6.1	0.0
390930972001	19.2	35.4	5.1	0.0	14.1	3.3
390930972002	7.6	14.8	4.4	0.0	10.5	2.9
390930972003	19.8	35.7	9.7	0.0	19.6	1.3
390930973001	10.0	25.0	14.6	0.0	47.1	1.3
390930973002	18.7	35.1	20.1	0.0	41.2	8.8
390930973003	15.0	46.5	22.7	0.0	46.8	8.5
390930973004	9.1	39.1	46.5	0.0	19.4	0.0

Source: American Community Survey (ACS), 5-year, 2014-2018,  
Tables B01001, B22010, B02001, B03002, B16004

















## Public Notices, PP, Sign in Sheet, Minutes

THE MORNING JOURNAL The News-Herald

MARKETPLACE *Classifieds*

### Legal Notice CITY OF LORAIN



Legal Notice CITY OF LORAIN Department of Building, Housing and Planning Public Notice is hereby given for review and comment on the 2023 Consolidated Annual Performance and Evaluation Report (CAPER). This report is a summary of accomplishments, performance and overall uses of HUD's Community Development Block Grant and HOME funds in the City of Lorain during the 2023 Fiscal Year. A public meeting will be held on Monday, March 25, 2024 at 4:30 p.m at 200 West Erie Avenue. This report will be available for review and/or comment from March 13, 2024 through March 28, 2024 at 4:00 p.m. The CAPER is available for review at the Department of Building, Housing and Planning, 200 West Erie Avenue, 5th FL, Lorain, Ohio, Lorain Public Library Main Branch, 351 W. 6th Street, Lorain, Ohio, Lorain Public Library South Lorain Branch, 2121 Homewood Drive, Lorain, Ohio and on the City of Lorain's website ([www.cityoflorain.org](http://www.cityoflorain.org)). Written comments will be accepted regarding the 2023 CAPER at the City of Lorain's Department of Building, Housing, and Planning located at 200 West Erie Avenue, 5th FL, Lorain, OH, 44052 or email to [Matt\\_Kusznir@cityoflorain.org](mailto:Matt_Kusznir@cityoflorain.org) until March 28, 2024 at 4:00 p.m. Written comments will be reviewed and responded to in writing within 15 days from receipt. The Citizen Participation Plan is available for review at 200 West Erie Avenue. This plan contains guidelines and procedures for resident involvement in federally funded housing and community development programs in the City of Lorain. Matt Kusznir Director Departamento de Construcción Vivienda y Planificación Alcalde, Jack W. Bradley 2578097/March 13, 2024

Post Date: 03/13 12:00 AM

Refcode: #2578097 [iPrint](#)

[Our Publications](#) [About Our Ads](#) [Privacy Policy/Terms of Service](#) [Work for Us](#) [Arbitration](#)  
© Copyright 2019 Digital First Media - All rights reserved

iPublish Marketplace powered by iPublish Media Solutions © Copyright 2019

## Legal Notice Ciudad de Lorain



Legal Notice Ciudad de Lorain Departamento de Construcción, Vivienda y Planificación Noticia pública por la presente se da para su revisión y comentario sobre el 2023 Informe de Evaluación y Desempeño Anual Consolidado (CAPER). Este informe es un resumen de los logros, el rendimiento y los usos generales de los fondos HOME y de la Subvención en Bloque para el Desarrollo Comunitario de HUD en la ciudad de Lorain durante el año fiscal 2023. Se llevará a cabo una reunión pública el Lunes, 25 de Marzo de 2024 a las 4:30 p.m. en 200 West Erie Avenue. Este informe estará disponible para revisión y/o comentarios desde el 13 de Marzo, 2024 al 28 de Marzo, 2024 a las 4:00p.m. El CAPER está disponible para su revisión en el Departamento de Construcción, Vivienda y Planificación, 200 West Erie Avenue, 5th FL, Lorain, Ohio, Lorain Public Library Main Branch, 351 W. 6th Street, Lorain, Ohio, Lorain Public Library South Lorain Branch, 2121 Homewood Drive, Lorain, Ohio y en la pagina web de la ciudad de Lorain ([www.cityoflorain.org](http://www.cityoflorain.org)). Se aceptarán comentarios por escrito con respecto al CAPER 2023 en el Departamento de Construcción, Vivienda y Planificación de la Ciudad de Lorain, ubicado en 200 West Erie Avenue, 5el FL, Lorain, OH, 44052 o envíe un correo electrónico a [Matt\\_Kusznir@cityoflorain.org](mailto:Matt_Kusznir@cityoflorain.org) hasta el 28 de Marzo de 2024 a las 4:00p.m. Los comentarios escritos serán revisados y respondidos por escrito dentro de 15 días desde la recepción. El Plan de Participación Ciudadana está disponible para revisión en 200 West Erie Avenue. Este plan contiene pautas y procedimientos para la participación de los residentes en programas de vivienda y desarrollo comunitario financiados con fondos federales en la ciudad de Lorain. Matt Kusznir Director Departamento de Construcción Vivienda y Planificación Alcalde, Jack W. Bradley 2578090/March 13, 2024

Post Date: 03/13 12:00 AM

Refcode: #2578090 [iPrint](#)

[Our Publications](#) [About Our Ads](#) [Privacy Policy/Terms of Service](#) [Work for Us](#) [Arbitration](#)  
© Copyright 2019 Digital First Media - All rights reserved

iPublish Marketplace powered by iPublish Media Solutions © Copyright 2019

**CITY OF LORAIN**  
**Department of Building, Housing and Planning**

**Public Notice** is hereby given for review and comment on the **2023** Consolidated Annual Performance and Evaluation Report (CAPER). This report is a summary of accomplishments, performance and overall uses of HUD's Community Development Block Grant and HOME funds in the City of Lorain during the 2023 Fiscal Year.

A public meeting will be held on Monday, March 25, 2024 at 4:30 p.m at 200 West Erie Avenue.

This report will be available for review and/or comment from **March 13, 2024** through **March 28, 2024 at 4:00 p.m.** The CAPER is available for review at the Department of Building, Housing and Planning, 200 West Erie Avenue, 5<sup>th</sup> FL, Lorain, Ohio, Lorain Public Library Main Branch, 351 W. 6<sup>th</sup> Street, Lorain, Ohio, Lorain Public Library South Lorain Branch, 2121 Homewood Drive, Lorain, Ohio and on the City of Lorain's website ([www.cityoflorain.org](http://www.cityoflorain.org)).

Written comments will be accepted regarding the 2023 CAPER at the City of Lorain's Department of Building, Housing, and Planning located at 200 West Erie Avenue, 5<sup>th</sup> FL, Lorain, OH, 44052 or email to [Matt\\_Kusznir@cityoflorain.org](mailto:Matt_Kusznir@cityoflorain.org) until **March 28, 2024 at 4:00 p.m.** Written comments will be reviewed and responded to in writing within **15** days from receipt.

The Citizen Participation Plan is available for review at 200 West Erie Avenue. This plan contains guidelines and procedures for resident involvement in federally funded housing and community development programs in the City of Lorain.

Matt Kusznir, Director  
Department of Building, Housing and Planning

Jack W. Bradley, Mayor

**Ciudad de Lorain**  
**Departamento de Construcción, Vivienda y Planificación**

**Noticia pública** por la presente se da para su revisión y comentario sobre el **2023** Informe de Evaluación y Desempeño Anual Consolidado (CAPER). Este informe es un resumen de los logros, el rendimiento y los usos generales de los fondos HOME y de la Subvención en Bloque para el Desarrollo Comunitario de HUD en la ciudad de Lorain durante el año fiscal 2023.

Se llevará a cabo una reunión pública el Lunes, 25 de Marzo de 2024 a las 4:30 p.m. en 200 West Erie Avenue.

Este informe estará disponible para revisión y/o comentarios desde el **13 de Marzo, 2024 al 28 de Marzo, 2024 a las 4:00p.m.** El CAPER está disponible para su revisión en el Departamento de Construcción, Vivienda y Planificación, 200 West Erie Avenue, 5<sup>th</sup> FL, Lorain, Ohio, Lorain Public Library Main Branch, 351 W. 6<sup>th</sup> Street, Lorain, Ohio, Lorain Public Library South Lorain Branch, 2121 Homewood Drive, Lorain, Ohio y en la pagina web de la ciudad de Lorain ([www.cityoflorain.org](http://www.cityoflorain.org)).

Se aceptarán comentarios por escrito con respecto al CAPER 2023 en el Departamento de Construcción, Vivienda y Planificación de la Ciudad de Lorain, ubicado en 200 West Erie Avenue, 5<sup>th</sup> FL, Lorain, OH, 44052 o envíe un correo electrónico a [Matt\\_Kusznir@cityoflorain.org](mailto:Matt_Kusznir@cityoflorain.org) hasta el **28 de Marzo de 2024 a las 4:00p.m.** Los comentarios escritos serán revisados y respondidos por escrito dentro de **15 días** desde la recepción.

El Plan de Participación Ciudadana está disponible para revisión en 200 West Erie Avenue. Este plan contiene pautas y procedimientos para la participación de los residentes en programas de vivienda y desarrollo comunitario financiados con fondos federales en la ciudad de Lorain.

Matt Kusznir, Director  
Departamento de Construcción, Vivienda y Planificación

Alcalde, Jack W. Bradley

















# CITY OF LORAIN

## Building, Housing, and Planning

### Consolidated Annual Performance and Evaluation Report (CAPER)

March 25, 2024



## What is a Consolidated Annual Performance and Evaluation Report (CAPER)?



*The "CAPER" is a document and reporting mechanism to highlight major initiatives and programs that were proposed and executed throughout the year*

- **Community Development Block Grant (CDBG) funds**
- **Community Development Block Grant Coronavirus (CDBG-CV) funds**
- **Home Investment Partnership (HOME) funds**



2

## Funding Allocation in 2023

### In 2023 we received:

- ***CDBG Entitlement:*** \$1,344,334.00
- ***CDBG Program Income:*** \$185,380.58
- ***HOME Entitlement:*** \$628,402.00
- ***HOME Program Income:*** \$43,842.91



## Funding Allocation in 2023

### On hand spent in 2023:

- **CDBG - \$2,377,668.40**
  - \$2,107,049.76 on LMI Activities
  - \$270,618.64 on Admin Costs
- **CDBG-CV - \$356,186.81**
  - \$320,428.20 on LMI Activities
  - \$35,758.61 on Admin Costs



# Challenges

## Administrative Obstacles

- Capacity vs. Time
- Staff Turnover and/or Promotions

## Exterior Obstacles

- Supply Chain Issues and Delays

## Funding Obstacles

- Simultaneous Influx of Funding
- Delay in Funding Award





# Our Accomplishments – Housing Projects

## **Roof and Gutters Program**

*17 Houses Rehabbed*

## **Senior Home Repair Program**

*4 Houses Rehabbed*

## **Lead Abatement**

*11 Houses Rehabbed*



# Our Accomplishments – Street and Curb Improvements



- **W. 33rd St**
  - From Broadway Ave to Reid Ave
- **W. 14th St**
  - From Hamilton Ave to Washington Ave
  - From Washington Ave to Long Ave
- **Long Ave**
  - From W. 13th St to W. 14th St
  - From W. 19th St to W. 20th St
- **W. 18th St**
  - From Ashland Ave to Oberlin Ave
- **Denver Ave**
  - From E. 25th St to E. 28th St
- **E. 25th St**
  - From East Ave to Caroline Ave
  - From Caroline Ave to Denver Ave
- **E. 29th St**
  - From Toledo Ave to Clifton Ave
- **Forest Ln**
  - From Robinhood Dr to Woodstock Dr
  - From Woodstock Dr to Ivanhoe Dr
  - From Ivanhoe Dr to Meister Rd
- **Woodstock Dr**
  - From Forest Ln to York Dr
  - From York Dr to Sherwood Dr
- **York Dr**
  - From Woodstock Dr to Ivanhoe Dr
- **Dewitt St**
  - From Russell Ave to Clifton Ave





## Our Accomplishments – Demolitions

- 2353 Lexington Ave
- 520 E. 33rd St
- 1322 W. 19th St
- 311 E 26th St
- 1525 Reid Ave
- 2947 Denver Ave
- 2475 Apple Ave



### Pending Demolitions planned for 2024

- 445 W. 13th St
- 443 W. 13th St
- 1832 Reid Ave
- 1056 W. 21st St
- 1059 W. 12th St
- 619 Colorado Ave
- 3523 Oakdale Ave
- 3515 Oakdale Ave
- 2371 East Ave



## Our Accomplishments – Public Facilities



**Basketball Court**  
*Harrison Cultural  
Community Centre*



**Play and Learn Space**  
*Neighborhood Alliance –  
Child Enrichment Center*



# Our Accomplishments – Park Improvements



- **Various Parks Improvements:**

- Sam Felton Jr. Central, Maple, Oakwood, Pawlak, Streater, and Westwood
- Playground equipment, pavilions, dugouts, pool and bathhouse, football field adjustment, and parking lot



## Our Accomplishments – Public Services

**\$90,354.06**

*expensed in CDBG funding*

Public Service Activities	
P2R Training and Resource Center, Inc.	Warming Center Serviced 8 Residents through Motel Vouchers
Lorain County Community Action Agency	Food Pantry Serviced 157 Residents
FireFish Arts, Inc.	STEAM Programming for 21 Youth
El Centro De Servicios Sociales, Inc.	Youth Services for 53 Youth
El Centro De Servicios Sociales, Inc.	Financial and Homebuyer Education Services for 44 Residents
Goodwill Industries of Lorain County	Digital Literacy Services for 39 Residents
Big Brothers Big Sisters of Lorain County	Youth Services for 3 Youth



## Our Accomplishments – Public Services

**\$300,593.33**

*expensed in CDBG-CV funding*

Public Service Activities	
Second Harvest Food Bank of North Central Ohio	Mobile Food Pantries Serviced 8,617 Residents
Neighborhood Alliance	2,218 Meals Delivered to 29 Seniors
Pathways Enrichment Center, Inc.	Food Pantry Serviced 4,877 Residents
Family & Community Services, Inc.	Case Management Services and Overnight Shelter for 35 Homeless Veterans
Lorain County Urban League	78 residents received rent or mortgage assistance



# Projects in Progress

## Housing

- HOME Rehabilitation Loan Program
- Roof and Gutter Program
- Senior Repair Program
- Lead Abatement Program (Erie County)

## Public Facilities Improvements

- **El Centro**
  - Facility Improvements
- **Various Parks Improvements:**
  - Central, Longfellow, Oakwood, and Other Parks

## Public Service (CDBG-CV)

- **Neighborhood Alliance**
  - Senior Nutrition Home Delivered Meals
- **Pathways Enrichment Center**
  - Food Pantry
- **Second Harvest Food Bank of North Central Ohio**
  - Food Pantry

## Public Service (CDBG)

- **Big Brothers Big Sisters**
  - BIG Futures (career and college readiness mentoring program)
- **FireFish Arts, Inc.**
  - SPARKS Program (STEAM for Youth)
- **Lorain County Community Action Agency**
  - Food Pantry
- **P2R Training and Resource Center**
  - Warming Center
- **Goodwill Industries of Lorain County**
  - Digital Skills for Employment and Beyond
- **El Centro De Servicios Sociales Inc.**
  - Summer of Discovery (After School Programming)





# Questions

---



14

# Consolidated Annual Performance Evaluation Report Public Hearing

## Sign-In Sheet

Monday, March 25, 2024

4:30 - 5:30 PM

City of Lorain, City Hall, Council Chambers

200 W. Erie Ave., 1<sup>st</sup> Floor, Lorain, OH 44052

Name and Organization – Print	Contact Information (Telephone Number)	Email Address	Address
<i>O Z Clark</i>			
<i>Casey Marie Wray</i>	<i>(440) 277-8530 Alt. 107</i>	<i>casey.marie.wray@lorain.org</i>	<i>4712 Broadway Ave D</i>
<i>Karen Dreyer</i>			
<i>Alexis Pater</i>			
<i>Hannah Kivaly</i>			
<i>Josh Donaldson</i>			
<i>Matt Kuszair</i>			



**City of Lorain  
Building, Housing and Planning  
Consolidated Annual Performance and Evaluation Report (CAPER)**

**March 25, 2024**

**Matthew Kuszniir:** So, the time is 4:30, we are going to get started with the Consolidated Annual Performance and Evaluation Report also known as the CAPER 2023. My name is Matt Kuszniir, I'm the Director of the Building, Housing and Planning Department for the City of Lorain, and this presentation, or report, is just to provide a brief overview to the public of what we spent some of our federal funds on over the last year.

So, what is CAPER? The CAPER is a document and HUD's reporting mechanism that essentially provides a requirement for the city to report to the public, again, on exactly what we spent all our money on last year out of our CDBG and HOME allocations. So here we are going to dive into what CDBG, CDBG-CV, and HOME investment partnership money was spent on and do a brief overview of what those grants are and how much money the city receives annually from those programs.

So, in 2023 the city received approximately 1.5 million dollars if you add the CDBG entitlement program and income together it comes to about 1.5 million. With HOME entitlement and HOME program income, that comes to about 670,000 dollars give or take. CDBG funds can be used on a variety of activities, however, the HOME program is specific to, in our case, in the city's case, home owner-occupied rehab. So, on hand in 2023, you may notice that 2.3 million is much higher than the 1.5 that we typically get. This is because we had leftover funds from last year. Instead of giving those funds back to HUD, which isn't a requirement, we were able to roll over those funds and use them as we receive them and as we have activities to use them on.

CDBG-CV, was a one-time allocation for the city, we had approximately \$356,000 remaining so we were able to use that for this year, and we received those funds a few years ago. So, even though we spent about 2.3 million dollars we arguably could have spent a little bit more, but there were quite a few challenges.

**Administrative Obstacles:**

So, administrative obstacles, there are many priorities in our department, and we are the sole department that manages these funds. We've had a considerable amount of staff turnover, and cross-training within, not cross-training but training of current staff to be promoted into those positions so that took away time from administering programs. Funding obstacles have been, the city has had a really good problem in that we have been flooded with different grants and different sources of federal funding.

From the ARPA funds that provided a one-time 32-million-dollar allocation, which our department also manages, to an influx of CDBG and HOME funds. We have many programs and

many different funding sources that we manage and trying to make sure that we are spending these funds appropriately is our number one priority, which unfortunately does slow the administering of these funds down a bit. The city is not exempt from supply chain issues which are affecting not only local government agencies but non-profits and contractors alike.

#### Accomplishments:

So, to get into some of our accomplishments, out of our housing team, we were, these three programs were all funded out of our CDBG entitlement and program income. We were able to rehab 17 homes through our Roof & Gutter Program which has now transitioned into our Essential Home Repair program. In our Senior Home Repair Program, we were able to conduct 4 home rehabs and in our Lead Abatement program in conjunction with the Erie County Health Department, we were able to rehab about 11 homes.

Our accomplishments for street improvements we did not focus on one particular area in the city, but we focused on all of the LMI areas in the City of Lorain to conduct all of our street improvements. This is where the bulk of our money was spent last year to ensure that we met our timeliness calculation requirement.

Demolitions were a fairly newer activity that we conducted last year. We haven't done CDBG-funded demo projects in a few years but, last year we were able to start conducting some of those demolitions again and managed to demolish about 7 properties. We have even more planned for next year and we hope to report on those this time next year for our 2024 CAPER. The past few activities as well as this activity were all funded by the CDBG Community Development Block Grant. So, we were able to assist a couple of non-profits in the city. The first being, the Harrison Cultural Community Center, we were able to provide playground equipment and rehab their basketball court as well as provide a play and learn space to Neighborhood Alliance and their child enrichment center.

The other bulk of our entitlement went to the first picture here which is the Oakwood Park Pool. The city hasn't had a working pool at Oakwood Park for many years but due to an influx of CDBG funds and a lot of hard work from a variety of departments, we were able to finally rehab the Oakwood Park Pool, to get it operational for this upcoming year. Additionally, we were able to make some improvements to this picture on the bottom left here over at Pawlak Park and this last picture at Streater Park. This last picture was adding new playground equipment over at Streater Park. We also made additional improvements over at Sam Felton Jr. Central Park, Maple, Oakwood, and Westwood Park.

Additionally, we spent about \$44,000 assisting our local senior center and \$9,000 assisting the local Boys & Girls Club. This is a snapshot of some of our public service activities. Our public service program and our public service activities are mainly funded to provide to non-profits so they can carry out different assistance activities to the residents here in the City of Lorain. We have a variety of non-profits and programs that were implemented last year from food pantries to financial literacy, digital literacy, and youth services. We also conducted a new program this year which we were able to help with the warming center. The previous slide was only CDBG funding this slide is CDBG-CV funding. Again, the same idea with public service dollars. We

were able to assist residents by funding non-profits to do mobile food pantries, home-delivered meals, case management services, and mortgage and rental assistance.

#### Projects in progress:

Again, these are all the projects that we plan on reporting on next year for the 2024 CAPER. We are continuing to do our Roof and Gutter project which is now the Essential Home Repair program. We can also assist seniors through an additional program as well. We still have a long-standing agreement with the Erie County Health Department for lead abatement activities in the city. Our HOME Rehabilitation Loan Program is separate from CDBG but still within Federal Guidelines. That program is still eligible as well but for many repairs not just a single repair.

#### Public Facility Improvements:

We still plan on improving various city parks in this case we want to Central, Longfellow, Oakwood, and a couple of other Parks which we are working on. As well as help a local non-profit by improving their building and then other non-profits like El Centro. We still have additional funding to be released for CDBG-CV activities to Neighborhood Alliance, Pathways Enrichment Center, and Second Harvest for those activities that you see on the screen. And we are going to continue to fund other non-profits in the city for those programs similarly to the ones that we funded last year. We are going to continue some and start others.

But that I believe concludes kind of the high-level report. Does anyone have any questions? Thank you for coming. You are our only attendee, so we very much appreciate it. Fantastic. We very much appreciate you coming out. That concludes the public hearing. Thank you. Bye.