



CITY OF LORAIN

Department of Public Safety/Service

Sanford Washington
Director Public Safety / Service

Ricardo Soto
Chief of Staff

Jack W. Bradley
Mayor



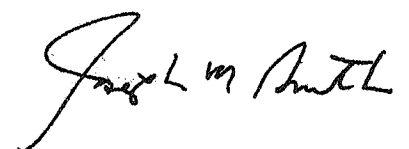
REVISED
ELIGIBILITY LIST FOR ENTRY LEVEL FIREFIGHTER
CITY OF LORAIN TEST #22-06
EXAMINATION DATES: MAY 17, 2022 & JUNE 5, 2022
ELIGIBILITY LIST ESTABLISHED: Effective July 11, 2022

NAME	SCORE	Agility	Add'l Pts.	TOTAL
1 Charles Kellogg	89.082	PASS	17.816	106.898
2 Alex Koltas	88.173	PASS	17.635	105.808
3 Anthony Leyva	86.355	PASS	17.271	103.626
4 Brandon Prasky	86.355	PASS	17.271	103.626
5 Scott Wallace	85.446	PASS	17.089	102.535
6 Carlos Fonseca	84.537	PASS	16.907	101.444
7 Matthew Spencer	84.537	PASS	16.907	101.444
8 Alejandro Berrios	83.628	PASS	16.726	100.354
9 Brayden Crider	83.628	PASS	16.726	100.354
10 Brian Mihalik	86.355	PASS	12.953	99.308
11 John Destefano	82.719	PASS	16.544	99.263
12 Corey Folop	81.81	PASS	16.362	98.172
13 Adam Grassi	89.082	PASS	8.908	97.99
14 Austin Steindl	84.537	PASS	12.681	97.218
15 Scott Thomas	80.901	PASS	16.180	97.081
16 Nathan Grys	83.628	PASS	12.544	96.172
17 Eric Lappin Jr.	90.9	PASS	4.545	95.445
18 Ethan Bansek	85.446	PASS	8.545	93.991
19 William Meyers	78.174	PASS	15.635	93.809
20 Matthew Melice	78.174	PASS	15.635	93.809
21 Jonathan Neiswonger	84.537	PASS	8.454	92.991

NAME	SCORE	Agility	Add'l Pts.	TOTAL
22 John Masin	82.719	PASS	8.272	90.991
23 Colleen MacKenzie	86.355	PASS	4.318	90.673
24 Christopher Yates	86.355	PASS	4.318	90.673
25 Carolyn Riedel	81.81	PASS	8.181	89.991
26 Daniel Becka	85.446	PASS	4.272	89.718
27 Russell Hellinger	80.901	PASS	8.09	88.991
28 James Rickard	83.628	PASS	4.181	87.809
29 Cameron Wolf	87.264	PASS	-----	87.264
30 Michael Arena	82.719	PASS	4.136	86.855
31 Jared Burkey	81.81	PASS	4.091	85.901
32 Nathan Skalsky	81.81	PASS	4.091	85.901
33 Noah Denzer	81.81	PASS	4.091	85.901
34 Matthew Spinner	85.446	PASS	-----	85.446
35 Shawn Bari	80.901	PASS	4.045	84.946
36 Kenneth Bartosch	80.901	PASS	4.045	84.946
37 Chris Witten	84.537	PASS	-----	84.537
38 Joshua Luke	79.083	PASS	3.954	83.037
39 William Ungar	79.083	PASS	3.954	83.037
40 Tyler Keith	79.083	PASS	3.954	83.037
41 Noah Mesaros	78.174	PASS	3.909	82.083
42 Justin Phillips	81.81	PASS	-----	81.81
43 Keith Yoder	81.81	PASS	-----	81.81
44 Patrick Behm	79.992	PASS	-----	79.992
45 Reid Burke	79.992	PASS	-----	79.992
46 Jacob Ricketts	75.447	PASS	3.772	79.219
47 Chris Gore	74.538	PASS	3.727	78.265
48 Drew McClain	74.538	PASS	3.727	78.265
49 Christopher Vidal	78.174	PASS	-----	78.174

NAME	SCORE	Agility	Add'l Pts.	TOTAL
50 Thomas Clark	75.447	PASS	-----	75.447
51 Scott Rossoll	71.811	PASS	3.591	75.402
52 Trevor Lewis	73.629	PASS	-----	73.629
53 Jacob Szabo	72.72	PASS	-----	72.72

BY ORDER OF THE LORAIN CIVIL SERVICE COMMISSION:

JUANITA SENQUIZ
PRESIDENT

VICTOR TAKACS
VICE PRESIDENT

JOSEPH SMITH
SECRETARY