

# LORAIN BETTER BLOCK

LORAIN BETTER  
BLOCK 2019 RECAP

## Agenda:

- Introductions
- LBB 2019 Review
- Street Bike/Ped/Car Counts
- Vendor Feedback
- Survey Results
- Next Steps?

**LORAIN**  
BETTER BLOCK  
PARTNERS



**LORAINPROUD**



WELCOME





# **LBB 2019**

EVENT REVIEW

SATURDAY, MAY 18, 2019

# LORAIN BETTER BLOCK

WASHINGTON AVE  
VETERANS PARK - 7TH ST  
12 PM - 6 PM

JOIN US THIS YEAR AS WE GO  
"OFF BROADWAY"

Hey Lorain - We need your feedback!

Washington Ave. is getting a temporary face lift on May 18.

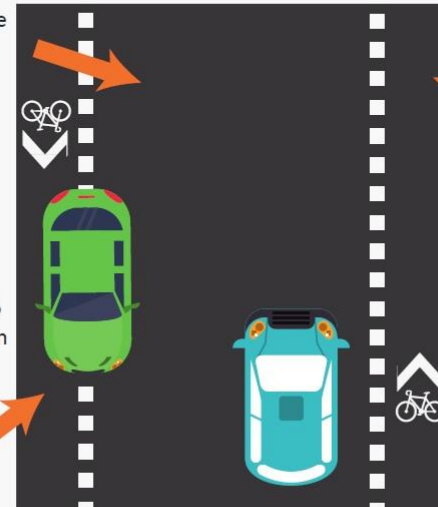
We want everyone to feel welcome: adults and kids,  
bicyclists and cars, walkers and wheelchairs.

Check out these temporary changes at Lorain Better Block 2019.

## ADVISORY BIKE LANES

Cars share the  
center lane

May cross into  
bike lanes when  
there are no  
bicyclists



Yield to bikes



Stay behind  
bicyclists until it  
is clear to pass.



# EVENT AREA

Much different location for 2019.

- Intentionally residential
- Large event area
- Need to encourage use of infrastructure







# VETERANS PARK – ENTERTAINMENT ANCHOR





# W. 6<sup>TH</sup> INTERSECTION– FOOD/VENDOR ANCHOR





Speak of the Devil



THANK YOU  
TO OUR ENTERTAINMENT  
SPONSORS



Nielsen Jewelers

LORAIN  
BETTER BLOCK



# LORAIN BETTER BLOCK SPONSORS

THANK YOU  
TO OUR GREENERY SPONSOR



LORAIN  
BETTER BLOCK

# **MIO-VISION**

BICYCLE, PEDESTRIAN, AND AUTOMOBILE COUNTS

# MIO-VISION INSTALLATION

Traffic data was collected for 5 days.

- 2 days prior to installation of advisory bike lanes
- 2 days after installation
- #LBB Event day





# TRAFFIC COUNTS – NON EVENT DAYS

Traffic via all modes of transportation increased after the infrastructure improvements!

- Automobile traffic increased by 25%
- Pedestrian traffic increased by 37%
- Bicycle traffic increased by **300%**!



If you build it, they will come.

# TRAFFIC COUNTS – EVENT DAY

- Automobile traffic increased by 0.4%
- Pedestrian traffic increased by **2076%!**
- Bicycle traffic increased by **633%!**
- Estimated attendance of 750



## ZERO TRAFFIC COLLISIONS OR INJURIES

# **FEEDBACK**

VENDORS & COMMUNITY ORGANIZATIONS



# GO LORAIN BIKESHARE LAUNCH



- 13 bike rentals
- 3 new library members



# VENDORS & COMMUNITY PARTNERS

- ~ 45 participants
  - 17 reporting good sales/attendance
  - 7 reporting positive networking & leads
  - 3 reporting lower sales than hoped for
  - No data from 19



## Partner Highlight

### *Lorain Lion's Club*

Gave away 396 fruit smoothies that participants made with their own muscle power!



# **FEEDBACK**

COMMUNITY SURVEYS



# PARTICIPANT SURVEYS

138 surveys completed!

81% Lorainites

36% arrived by foot, and 6% by bike!

***“What street changes do you want to see more of in Lorain?”***

- Better Crosswalks – 48%
- Bike Lanes – 46%
- Wider Curbs – 31%



***“Does Lorain Better Block strengthen the community?”***

Average response 4.6 out of 5 in favor!

# ADVISORY BIKE LANES – PUBLIC COMMENTS

*“Totally encourage and can’t wait to see the new improvements (permanently installed).”*

*“People won’t understand how they work.”*

*“Real nice to see the bike lanes. I ride every day.”*

*“Love them!”*

*“Better bike lanes will lead to safer streets and more exercise.”*

*“Would love dashed lines to be reflective. It makes it easier for me to bike to work. I’m more likely to bike on the road when there are lanes.”*



*“Different but perfect!”*

# WHAT'S NEXT?

LBB 2020?

